

16 December 2015

## Unpaid Bills of Exchange Statistics (UBE)

October 2015. *Provisional data*

**The value of unpaid bills of exchange decreases 22.5% in October, as compared with the same month of 2014**

**1.8% of the total expired bills of exchange are unpaid**

In October, the value of the expired bills of exchange reached 12,570 million euros, 4.2% less than in the same month of 2014.

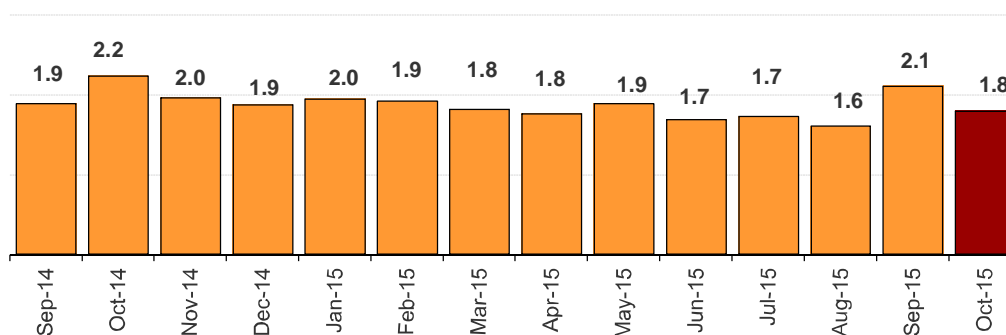
With regards to returned unpaid bills of exchange, the value reached 228 million euros, representing a 22.5% annual decrease.

### Credit materialised in bills of exchange. October 2015

	Total	% Variation		
		Monthly	Annual	Annual accumulated
Value of bills of exchange (million euros)				
Expired bills	12,570	-9.3	-4.2	-2.0
- Paid bills	12,342	-9.0	-3.8	-1.7
- Unpaid bills	228	-22.2	-22.5	-17.4
% of paid bills against expired bills	98.2	0.3	0.4	0.3
% of unpaid bills against expired bills	1.8	-14.2	-19.1	-15.7

The percentage of unpaid bills of exchange as compared with expired bills of exchange reached 1.8%, which is four tenths lower than that recorded in the same month of the previous year.

Percentage of unpaid bills of exchange against expired bills of exchange



In October, the total value of expired bills of exchange reached 7,026,031, that is, 4.4% less than in the same month of 2014.

The average value of expired bills of exchange reached 1,789 euros, representing a 0.2% increase in the annual rate. In turn, the average value of unpaid bills of exchange stood at 1,346 euros, that is, 2.4% lower than that registered in October 2014.

### Number and value of bills of exchange. October 2015

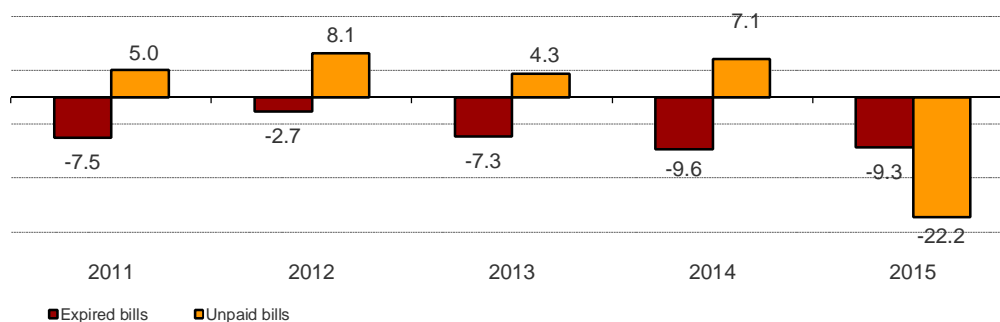
	Total	% Variation		
		Monthly	Annual	Annual accumulated
<b>Expired bills of exchange</b>				
Number	7,026,031	-3.7	-4.4	0.9
Average value (euros)	1,789	-5.8	0.2	-2.9
<b>Paid bills</b>				
Number	6,856,802	-3.8	-3.9	1.4
Average value (euros)	1,800	-5.4	0.1	-3.1
<b>Unpaid bills of exchange</b>				
Number	169,229	0.1	-20.7	-14.7
Average value (euros)	1,346	-22.2	-2.4	-3.2

### Monthly rate evolution

In order to contribute to the analysis and interpretation of data, this chart shows the variation in the value of the unpaid and expired bills of exchange between October and September in the last five years.

In October 2015, the monthly variation of the expired bills of exchange decreased 9.3%, and the monthly variation of the unpaid bills of exchange decreased 22.2%.

Performance of the monthly variation (october-september) value of expired and unpaid bills of exchange



### Credit expired by type of bill

Of the total value of expired bills in October, 67.0% corresponded to portfolio bills of exchange and 33.0% to debt collection management from clients.

Of the total value of unpaid bills of exchange, 68.7% corresponded to portfolio bills of exchange and 31.3% to bills of exchange in debt collection management.

In October, 1.9% of the total expired portfolio bills of exchange and 1.7% of the total expired bills of exchange in debt collection management were unpaid.

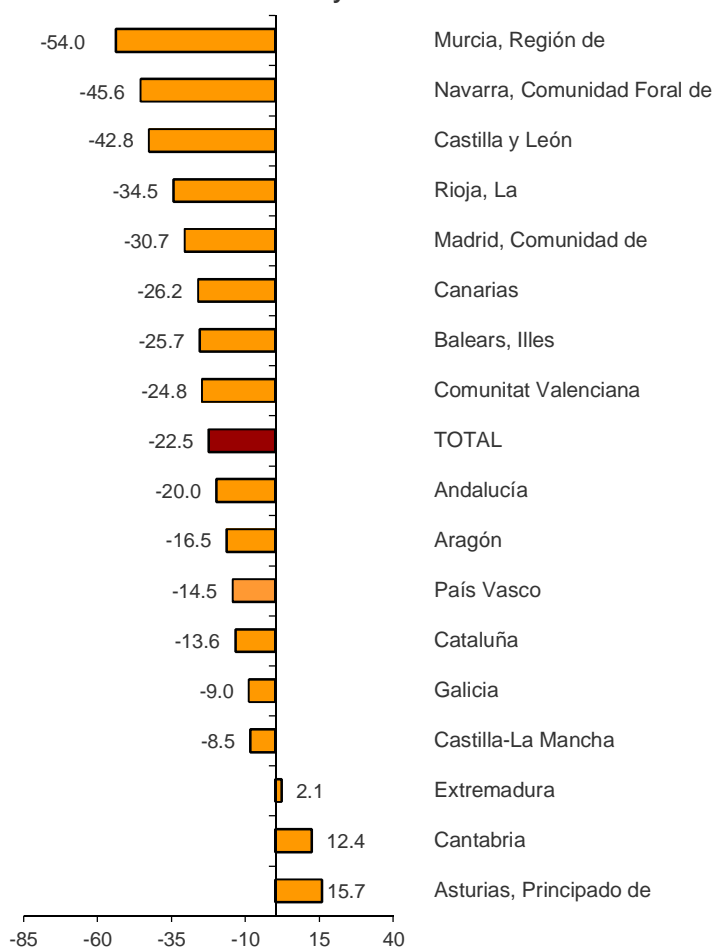
## Credit expired during the month by type of bill. October 2015

	Total	% Variation		
		Monthly	Annual	Annual accumulated
<b>Value Portfolio bills of exchange (million euros)</b>				
Expired bills	8,427	-8.9	-1.3	0.8
- Paid bills	8,270	-8.5	-0.8	1.1
- Unpaid bills	157	-27.0	-21.0	-14.6
<b>Value Debt collection management from clients (million euros)</b>				
Expired bills	4,143	-10.1	-9.7	-7.1
- Paid bills	4,072	-10.2	-9.3	-6.8
- Unpaid bills	71	-8.9	-25.8	-22.8
% of portfolio unpaid bills	68.7	-6.2	2.0	3.5
% of unpaid bills of exchange in debt collection management	31.3	17.1	-4.2	-6.5

## Results by Autonomous Community

The greatest annual decrease of the value of unpaid bills of exchange was registered in Región de Murcia (-54.0%) in October. In turn, Principado de Asturias (15.7%) registered the greatest increased.

Annual variation value of unpaid bills of exchange by Autonomous Community. October 2015



Extremadura (3.0%) was the Autonomous Community that showed the highest percentage of unpaid bills of exchange as compared with the expired bills of exchange. In turn, Castilla y León (1.2%) registered the lowest percentage.

In October, Cataluña and Comunidad de Madrid accumulated around half of the total of unpaid bills of exchange (48.0%).

**Credit volume materialised in bills of exchange by Autonomous Communities.  
October 2015**

	Value expired bills of (euros)	Value unpaid bills of (euros)	% unpaid against expired	% monthly variation value of unpaid of exchange	% annual variation value of unpaid of exchange
TOTAL	12,569,845,227	227,843,487	1.8	-22.2	-22.5
Andalucía	959,982,907	20,665,064	2.2	10.4	-20.0
Aragón	479,865,919	7,952,784	1.7	-7.9	-16.5
Asturias, Principado de	220,826,554	4,643,520	2.1	11.2	15.7
Balears, Illes	126,092,730	1,749,331	1.4	-10.3	-25.7
Canarias	118,480,266	2,424,107	2.0	17.1	-26.2
Cantabria	103,265,092	2,396,657	2.3	17.3	12.4
Castilla y León	520,040,363	6,166,397	1.2	-15.0	-42.8
Castilla-La Mancha	342,966,626	5,839,061	1.7	20.9	-8.5
Cataluña	3,486,429,393	67,666,748	1.9	6.4	-13.6
Comunitat Valenciana	1,277,553,793	24,677,954	1.9	4.7	-24.8
Extremadura	94,512,786	2,808,733	3.0	12.2	2.1
Galicia	722,384,073	11,297,634	1.6	-0.4	-9.0
Madrid, Comunidad de	2,354,806,989	41,668,120	1.8	-63.3	-30.7
Murcia, Región de	445,479,666	6,907,568	1.6	2.9	-54.0
Navarra, Comunidad Foral de	314,819,861	4,770,221	1.5	1.6	-45.6
País Vasco	851,791,905	14,112,372	1.7	-3.8	-14.5
Rioja, La	148,101,215	1,998,891	1.3	-18.9	-34.5

## Unpaid Bills of Exchange Statistics October 2015. Provisional data

### UBE.1 Portfolio bills of exchange in the reference month

Value in euros

	Portfolio bills of exchange expiring		Unpaid portfolio bills of exchange	
	Number	Value	Number	Value
<b>TOTAL</b>	<b>4,277,189</b>	<b>8,426,530,991</b>	<b>109,512</b>	<b>156,575,989</b>
Andalucía	372,667	783,239,468	12,812	16,707,780
Aragón	148,590	332,763,484	4,170	5,588,685
Asturias, Principado de	130,620	187,664,633	3,156	4,018,430
Balears, Illes	51,682	109,945,555	885	1,357,244
Canarias	34,853	102,009,436	1,186	2,209,119
Cantabria	34,133	85,543,314	844	2,086,805
Castilla y León	191,125	432,535,554	3,672	5,074,814
Castilla-La Mancha	139,743	312,463,147	3,555	5,437,332
Cataluña	1,129,687	1,783,951,840	30,735	39,782,586
Comunitat Valenciana	528,982	1,085,094,379	12,849	20,313,689
Extremadura	57,274	89,086,330	2,104	2,583,034
Galicia	339,525	606,174,084	7,291	9,591,656
Madrid, Comunidad de	502,917	1,073,413,069	13,711	18,244,359
Murcia, Región de	138,818	392,627,635	3,048	6,035,716
Navarra, Comunidad Foral de	117,295	242,056,956	1,885	3,958,361
País Vasco	310,784	685,853,375	6,527	11,867,417
Rioja, La	45,093	119,735,466	1,032	1,620,684
Ceuta	3,307	2,119,897	37	38,384
Melilla	94	253,369	13	59,894

### UBE.2 Bills of exchange in debt collection management from clients in the reference month

Value in euros

	Portfolio bills of exchange expiring		Unpaid portfolio bills of exchange	
	Number	Value	Number	Value
<b>TOTAL</b>	<b>2,748,842</b>	<b>4,143,314,236</b>	<b>59,717</b>	<b>71,267,498</b>
Andalucía	86,885	176,743,439	2,575	3,957,284
Aragón	113,583	147,102,435	2,401	2,364,099
Asturias, Principado de	31,185	33,161,921	653	625,090
Balears, Illes	12,984	16,147,175	278	392,087
Canarias	13,338	16,470,830	463	214,988
Cantabria	13,584	17,721,778	309	309,852
Castilla y León	70,277	87,504,809	1,050	1,091,583
Castilla-La Mancha	27,943	30,503,479	593	401,729
Cataluña	1,413,699	1,702,477,553	29,148	27,884,162
Comunitat Valenciana	151,863	192,459,414	3,147	4,364,265
Extremadura	7,881	5,426,456	301	225,699
Galicia	86,785	116,209,989	1,919	1,705,978
Madrid, Comunidad de	492,739	1,281,393,920	12,171	23,423,761
Murcia, Región de	25,235	52,852,031	580	871,852
Navarra, Comunidad Foral de	53,171	72,762,905	766	811,860
País Vasco	119,809	165,938,530	2,819	2,244,955
Rioja, La	27,828	28,365,749	543	378,207
Ceuta	53	71,823	1	47
Melilla	0	0	0	0

Más información en **INEbase** – [www.ine.es](http://www.ine.es) Todas las notas de prensa en: [www.ine.es/prensa/prensa.htm](http://www.ine.es/prensa/prensa.htm)

Gabinete de prensa: Teléfonos: 91 583 93 63 / 94 08 – Fax: 91 583 90 87 – [gprensa@ine.es](mailto:gprensa@ine.es)

Área de información: Teléfono: 91 583 91 00 – Fax: 91 583 91 58 – [www.ine.es/infoine](http://www.ine.es/infoine)