

7 November 2016

## Estadística del Procedimiento Concursal (EPC) Tercer trimestre de 2016. *Datos provisionales*

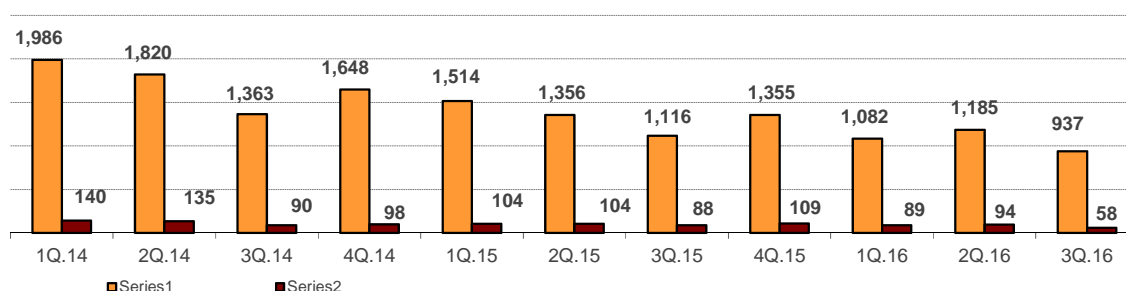
**El número de deudores concursados disminuye un 17,4% en tasa anual en el tercer trimestre de 2016**

**El 41,2% de las empresas concursadas tienen como actividad principal el Comercio y la Construcción**

El número de deudores concursados alcanza la cifra de 995 en el tercer trimestre de 2016, lo que supone una disminución del 17,4% respecto al mismo periodo del año anterior.

Por tipo de concurso, 937 son voluntarios (un 16,0% menos que en el tercer trimestre de 2015) y 58 necesarios (un 34,1% menos). Atendiendo a la clase de procedimiento, los ordinarios disminuyen un 26,4% y los abreviados un 15,4%.

Evolution of the number of debtors processed\*



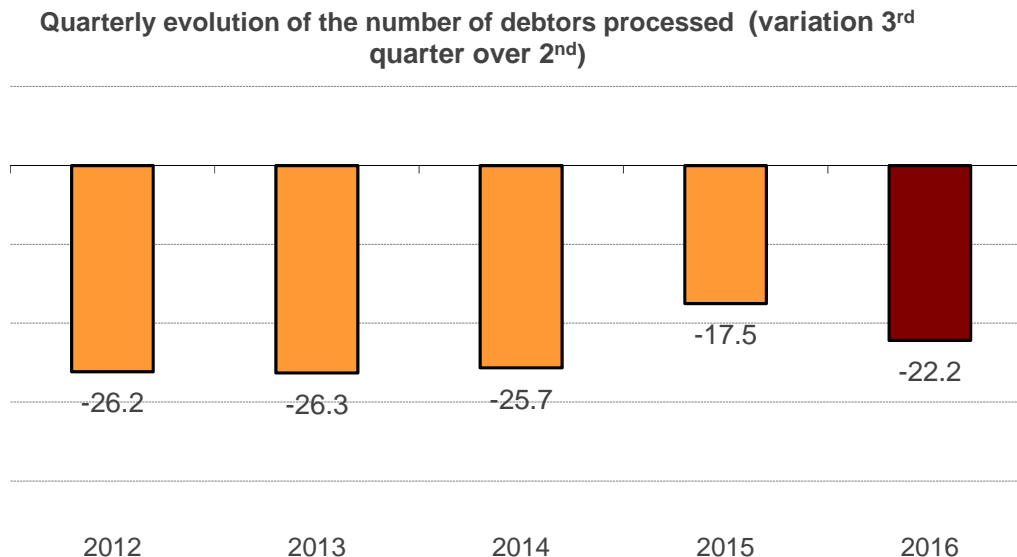
\* Final data until the 4th quarter of 2015

### Debtors processed. 3<sup>rd</sup> quarter 2016

|  | Total | % Variation        |             |                         |
|--|-------|--------------------|-------------|-------------------------|
|  |       | Quarter-on-quarter | Interannual | Interannual accumulated |
| <b>Debtors processed</b>                     | 995   | -22.2              | -17.4       | -19.5                   |
| <b>Individuals without business activity</b> | 130   | -34.3              | -3.0        | 6.5                     |
| <b>Companies declared bankrupt</b>           | 865   | -20.0              | -19.2       | -22.6                   |
| Individuals with business activity           | 38    | -42.4              | -9.5        | 11.2                    |
| Public Limited Company (P.L.C.)              | 100   | -18.7              | -30.6       | -38.2                   |
| Private Limited Company (L.T.D.)             | 703   | -17.3              | -18.5       | -22.1                   |
| Other  | 24    | -42.9              | 14.3        | 4.0                     |
| <b>Type of bankruptcy</b>                    |       |                    |             |                         |
| Voluntary                                    | 937   | -20.9              | -16.0       | -19.6                   |
| Necessary                                    | 58    | -38.3              | -34.1       | -18.6                   |
| <b>Type of procedure</b>                     |       |                    |             |                         |
| Ordinary                                     | 156   | -12.4              | -26.4       | -31.2                   |
| Abreviated                                   | 839   | -23.8              | -15.4       | -17.2                   |

### Evolución de la tasa trimestral

Para contribuir al análisis e interpretación de los datos, el gráfico siguiente muestra la variación trimestral del número de deudores concursados entre el tercer y el segundo trimestre en los cinco últimos años. En 2016 la tasa trimestral es del -22,2%.



### Empresas concursadas por naturaleza jurídica y tramo de volumen de negocio

De los 995 deudores concursados en el tercer trimestre, 865 son empresas (personas físicas con actividad empresarial y personas jurídicas) y 130 personas físicas sin actividad empresarial, lo que supone el 86,9% y el 13,1%, respectivamente, del total de deudores.

El número de empresas concursadas disminuye un 19,2% en el tercer trimestre de 2016 respecto al mismo periodo del año pasado.

Según la forma jurídica, el 81,3% de las empresas concursadas son Sociedades de Responsabilidad Limitada.

El 35,3% de las empresas concursadas se encuentra en el tramo más bajo de volumen de negocio (hasta 250.000 euros) y son, principalmente, Sociedades de Responsabilidad Limitada.

### Companies declared bankrupt by legal nature and turnover bracket .Million euros per year.3<sup>rd</sup> quarter 2016

|                         | Total | Individuals.* | P.L.C. | L.T.D. | Others |
|-------------------------|-------|---------------|--------|--------|--------|
| <b>TOTAL</b>            | 865   | 38            | 100    | 703    | 24     |
| Less or equal than 0,25 | 305   | 28            | 20     | 247    | 10     |
| More than 0,25 to 0,5   | 107   | 0             | 11     | 93     | 3      |
| More than 0,5 to 1      | 95    | 1             | 10     | 83     | 1      |
| More than 1 to 2        | 81    | 0             | 16     | 62     | 3      |
| More than 2 to 5        | 63    | 0             | 14     | 48     | 1      |
| More than 5             | 40    | 0             | 15     | 24     | 1      |
| Without classification  | 174   | 9             | 14     | 146    | 5      |

\* Individuals with business activity

### Empresas concursadas por actividad económica y tramo de asalariados

El 22,1% de las empresas concursadas tienen como actividad económica principal el Comercio, el 19,1% la Construcción y el 14,9% el Resto de servicios.

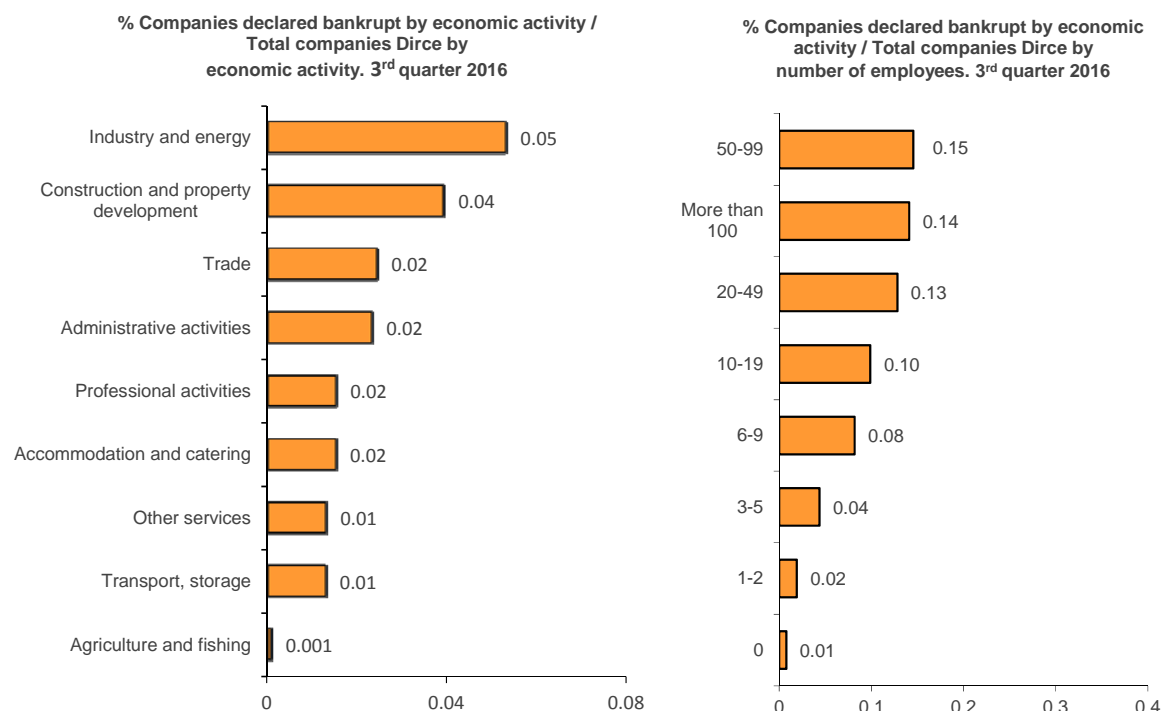
En cuanto al número de asalariados, el 57,2% del total de empresas concursadas tiene menos de seis. Y, entre éstas, el 31,1% no tiene asalariados.

#### Number of companies declared bankrupt by main economic activity and number of employees. 3<sup>rd</sup> quarter 2016

|                                       | Number of employees |     |     |     |     |       |       |       |              |              |
|---------------------------------------|---------------------|-----|-----|-----|-----|-------|-------|-------|--------------|--------------|
|                                       | Total               | 0   | 1-2 | 3-5 | 6-9 | 10-19 | 20-49 | 50-99 | 100 and more | Without clas |
| TOTAL                                 | 865                 | 154 | 203 | 138 | 104 | 82    | 56    | 19    | 18           | 91           |
| Agriculture and fishing               | 4                   | 0   | 1   | 1   | 0   | 0     | 2     | 0     | 0            | 0            |
| Industry and energy                   | 107                 | 5   | 21  | 17  | 17  | 19    | 21    | 5     | 2            | 0            |
| Construction and property development | 165                 | 56  | 41  | 19  | 21  | 16    | 7     | 2     | 3            | 0            |
| Trade                                 | 191                 | 21  | 61  | 52  | 26  | 16    | 7     | 5     | 3            | 0            |
| Transport, storage                    | 26                  | 3   | 7   | 5   | 3   | 6     | 0     | 0     | 2            | 0            |
| Accommodation and catering            | 44                  | 4   | 10  | 12  | 8   | 5     | 4     | 0     | 1            | 0            |
| Professional activities               | 62                  | 13  | 17  | 12  | 10  | 3     | 5     | 1     | 1            | 0            |
| Administrative activities             | 46                  | 14  | 10  | 3   | 2   | 6     | 2     | 4     | 5            | 0            |
| Other services                        | 129                 | 38  | 35  | 17  | 17  | 11    | 8     | 2     | 1            | 0            |
| Without classification                | 91                  | 0   | 0   | 0   | 0   | 0     | 0     | 0     | 0            | 91           |

Tomando como referencia el total de empresas existentes en cada actividad económica, el 0,05% de las empresas de *Industria y energía* inicia un procedimiento concursal en el tercer trimestre, frente al 0,001% de las empresas de *Agricultura y pesca*.

Por tramo de asalariados, el 0,15% de las empresas existentes entre 50 y 99 asalariados comienza un procedimiento concursal, frente al 0,01% de las empresas sin asalariados.



### Empresas concursadas por antigüedad

El 22,2% del total de empresas concursadas en el tercer trimestre tiene una antigüedad de 20 o más años. Por su parte, el 17,0% tiene cuatro o menos años de antigüedad.

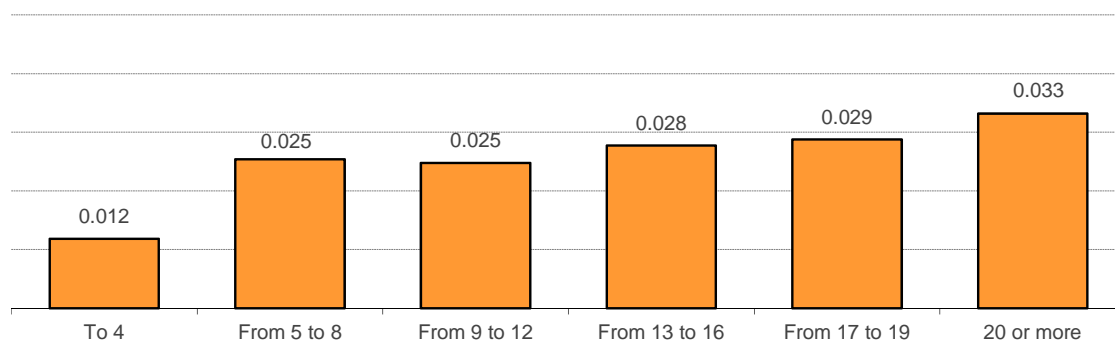
El 23,1% de las empresas concursadas con cuatro o menos años de antigüedad figuran en el sector *Comercio*. Por su parte, el 54,7% de las concursadas con 20 o más años de antigüedad se dedican al *Comercio* y a la *Industria y energía*.

#### Companies declared bankrupt by main economic activity and old section.3<sup>rd</sup> quarter 2016

|                                       | Age (in years) |      |             |              |               |               |            | Un-classified |
|---------------------------------------|----------------|------|-------------|--------------|---------------|---------------|------------|---------------|
|                                       | Total          | To 4 | From 5 to 8 | From 9 to 12 | From 13 to 16 | From 17 to 19 | 20 or more |               |
| TOTAL                                 | 865            | 147  | 158         | 167          | 113           | 64            | 192        | 24            |
| Agriculture and fishing               | 4              | 1    | 1           | 1            | 0             | 0             | 1          | 0             |
| Industry and energy                   | 107            | 15   | 8           | 8            | 9             | 7             | 60         | 0             |
| Construction and property development | 165            | 15   | 24          | 40           | 30            | 22            | 34         | 0             |
| Trade                                 | 191            | 34   | 48          | 30           | 22            | 12            | 45         | 0             |
| Transport, storage                    | 26             | 6    | 3           | 3            | 5             | 3             | 6          | 0             |
| Accommodation and catering            | 44             | 17   | 12          | 7            | 3             | 2             | 3          | 0             |
| Professional activities               | 62             | 11   | 15          | 11           | 11            | 4             | 10         | 0             |
| Administrative activities             | 46             | 13   | 12          | 8            | 4             | 1             | 8          | 0             |
| Other services                        | 129            | 33   | 24          | 29           | 15            | 6             | 22         | 0             |
| Without classification                | 91             | 2    | 11          | 30           | 14            | 7             | 3          | 24            |

Tomando como referencia el *stock* de empresas existentes por antigüedad de la empresa, el 0,033% de las que tienen 20 o más años de antigüedad se ven afectadas por un procedimiento concursal este trimestre. Por su parte, el 0,012% del total de empresas de hasta cuatro años de antigüedad inician un procedimiento concursal.

% Companies declared bankrupt by economic activity / Total companies Dirce by old section. 3<sup>rd</sup> quarter 2016



## Resultados por comunidades autónomas

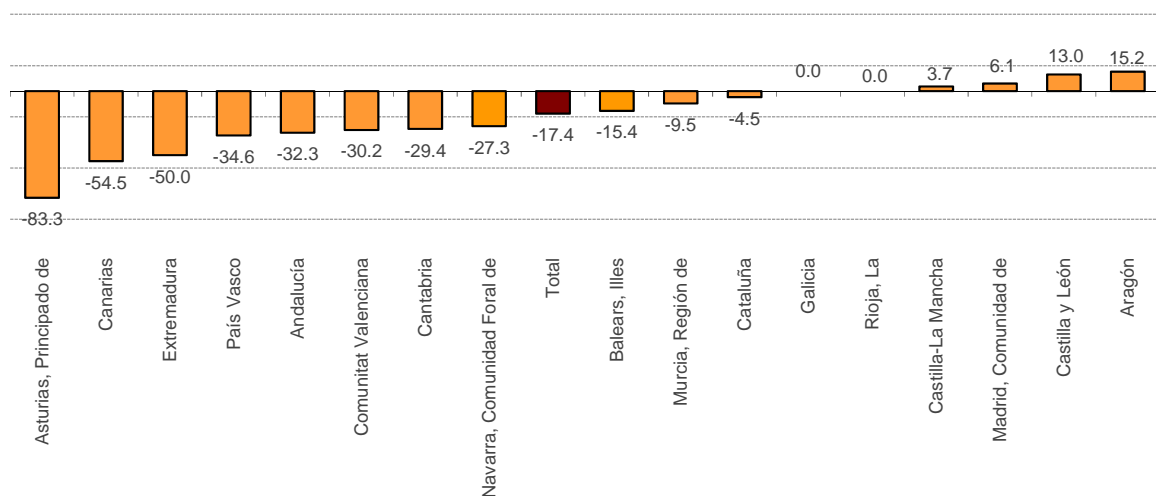
Cataluña y Comunidad de Madrid concentran el 40,8% del total de deudores concursados en el tercer trimestre de 2016.

### Processed debtors by type of bankruptcy, type of procedure and existence of anticipated proposals for agreement. 3<sup>rd</sup> quarter 2016

| Autonomous City and Community | Total | Type of bankruptcy |           | Type of procedure |         | Existence of anticipated proposal for agreement |     |
|-------------------------------|-------|--------------------|-----------|-------------------|---------|---|-----|
|                               |       | Voluntary          | Necessary | Ordinary          | Abbrev. | No  | Yes |
|                               |       |                    |           |                   |         |   |     |
| <b>TOTAL</b>                  | 995   | 937                | 58        | 156               | 839     | 994   | 1   |
| Andalucía                     | 109   | 103                | 6         | 43                | 66      | 109   | 0   |
| Aragón                        | 38    | 33                 | 5         | 14                | 24      | 38  | 0   |
| Asturias, Principado de       | 6     | 5                  | 1         | 1                 | 5       | 6   | 0   |
| Balears, Illes                | 22    | 18                 | 4         | 13                | 9       | 21  | 1   |
| Canarias                      | 20    | 20                 | 0         | 1                 | 19      | 20  | 0   |
| Cantabria                     | 12    | 10                 | 2         | 3                 | 9       | 12  | 0   |
| Castilla y León               | 52    | 50                 | 2         | 16                | 36      | 52  | 0   |
| Castilla-La Mancha            | 28    | 23                 | 5         | 1                 | 27      | 28  | 0   |
| Cataluña                      | 231   | 224                | 7         | 12                | 219     | 231   | 0   |
| Comunitat Valenciana          | 141   | 135                | 6         | 21                | 120     | 141   | 0   |
| Extremadura                   | 8     | 8                  | 0         | 0                 | 8       | 8   | 0   |
| Galicia                       | 58    | 52                 | 6         | 4                 | 54      | 58  | 0   |
| Madrid, Comunidad de          | 175   | 167                | 8         | 24                | 151     | 175   | 0   |
| Murcia, Región de             | 19    | 18                 | 1         | 0                 | 19      | 19  | 0   |
| Navarra, Comunidad Foral de   | 16    | 16                 | 0         | 2                 | 14      | 16  | 0   |
| País Vasco                    | 53    | 50                 | 3         | 1                 | 52      | 53  | 0   |
| Rioja, La                     | 6     | 5                  | 1         | 0                 | 6       | 6   | 0   |

En terminos de variación anual del número de deudores concursados, Principado de Asturias es la comunidad que presenta la mayor bajada (-83,3%). Por su parte, Aragón presenta el mayor aumento (15,2%).

% Annual variation of debtors processed by Autonomous Community



## Bankruptcy Proceedings Statistics

3<sup>rd</sup> quarter 2016. Provisional data

### BPS.1 Bankrupt debtors by type of bankruptcy proceeding, type of procedure, existence of anticipated proposals of agreement and proposed content

|                             | Total | Proceeding type |           | Procedure type |             | Existence of anticipated proposal |     | Proposed content |      |                            |       |
|-----------------------------|-------|-----------------|-----------|----------------|-------------|-----------------------------------|-----|------------------|------|----------------------------|-------|
|                             |       | Voluntary       | Necessary | Ordinary       | Abbreviated | Existence of anticipated proposal |     | Acquittance      | Wait | Arrangement with creditors | Other |
|                             |       |                 |           |                |             | No                                | Yes |                  |      |                            |       |
| <b>TOTAL</b>                | 995   | 937             | 58        | 156            | 839         | 994                               | 1   | 0                | 0    | 0                          | 1     |
| Andalucía                   | 109   | 103             | 6         | 43             | 66          | 109                               | 0   | 0                | 0    | 0                          | 0     |
| Aragón                      | 38    | 33              | 5         | 14             | 24          | 38                                | 0   | 0                | 0    | 0                          | 0     |
| Asturias, Principado de     | 6     | 5               | 1         | 1              | 5           | 6                                 | 0   | 0                | 0    | 0                          | 0     |
| Baleares, Illes             | 22    | 18              | 4         | 13             | 9           | 21                                | 1   | 0                | 0    | 0                          | 1     |
| Canarias                    | 20    | 20              | 0         | 1              | 19          | 20                                | 0   | 0                | 0    | 0                          | 0     |
| Cantabria                   | 12    | 10              | 2         | 3              | 9           | 12                                | 0   | 0                | 0    | 0                          | 0     |
| Castilla y León             | 52    | 50              | 2         | 16             | 36          | 52                                | 0   | 0                | 0    | 0                          | 0     |
| Castilla-La Mancha          | 28    | 23              | 5         | 1              | 27          | 28                                | 0   | 0                | 0    | 0                          | 0     |
| Cataluña                    | 231   | 224             | 7         | 12             | 219         | 231                               | 0   | 0                | 0    | 0                          | 0     |
| Comunitat Valenciana        | 141   | 135             | 6         | 21             | 120         | 141                               | 0   | 0                | 0    | 0                          | 0     |
| Extremadura                 | 8     | 8               | 0         | 0              | 8           | 8                                 | 0   | 0                | 0    | 0                          | 0     |
| Galicia                     | 58    | 52              | 6         | 4              | 54          | 58                                | 0   | 0                | 0    | 0                          | 0     |
| Madrid, Comunidad de        | 175   | 167             | 8         | 24             | 151         | 175                               | 0   | 0                | 0    | 0                          | 0     |
| Murcia, Región de           | 19    | 18              | 1         | 0              | 19          | 19                                | 0   | 0                | 0    | 0                          | 0     |
| Navarra, Comunidad Foral de | 16    | 16              | 0         | 2              | 14          | 16                                | 0   | 0                | 0    | 0                          | 0     |
| País Vasco                  | 53    | 50              | 3         | 1              | 52          | 53                                | 0   | 0                | 0    | 0                          | 0     |
| Rioja, La                   | 6     | 5               | 1         | 0              | 6           | 6                                 | 0   | 0                | 0    | 0                          | 0     |
| Ceuta                       | 1     | 0               | 1         | 0              | 1           | 1                                 | 0   | 0                | 0    | 0                          | 0     |
| Melilla                     | 0     | 0               | 0         | 0              | 0           | 0                                 | 0   | 0                | 0    | 0                          | 0     |

### BPS.2 Bankrupt debtors by legal nature

|                             | Total | Individuals without business activity | Companies   |     |     |       |
|-----------------------------|-------|---------------------------------------|-------------|-----|-----|-------|
|                             |       |                                       | Individuals | PLC | LTD | Other |
| <b>TOTAL</b>                | 995   | 130                                   | 38          | 100 | 703 | 24    |
| Andalucía                   | 109   | 10                                    | 0           | 14  | 78  | 7     |
| Aragón                      | 38    | 4                                     | 4           | 3   | 25  | 2     |
| Asturias, Principado de     | 6     | 1                                     | 0           | 0   | 5   | 0     |
| Baleares, Illes             | 22    | 3                                     | 1           | 3   | 15  | 0     |
| Canarias                    | 20    | 5                                     | 0           | 1   | 14  | 0     |
| Cantabria                   | 12    | 4                                     | 0           | 0   | 8   | 0     |
| Castilla y León             | 52    | 11                                    | 2           | 11  | 28  | 0     |
| Castilla-La Mancha          | 28    | 4                                     | 1           | 1   | 21  | 1     |
| Cataluña                    | 231   | 42                                    | 11          | 26  | 149 | 3     |
| Comunitat Valenciana        | 141   | 12                                    | 6           | 7   | 114 | 2     |
| Extremadura                 | 8     | 0                                     | 0           | 0   | 8   | 0     |
| Galicia                     | 58    | 12                                    | 3           | 6   | 34  | 3     |
| Madrid, Comunidad de        | 175   | 12                                    | 6           | 22  | 130 | 5     |
| Murcia, Región de           | 19    | 2                                     | 0           | 0   | 17  | 0     |
| Navarra, Comunidad Foral de | 16    | 3                                     | 2           | 3   | 8   | 0     |
| País Vasco                  | 53    | 5                                     | 0           | 3   | 44  | 1     |
| Rioja, La                   | 6     | 0                                     | 2           | 0   | 4   | 0     |
| Ceuta                       | 1     | 0                                     | 0           | 0   | 1   | 0     |
| Melilla                     | 0     | 0                                     | 0           | 0   | 0   | 0     |

3<sup>rd</sup> quarter 2016. Provisional data

**BPS.3 Bankrupt companies by main economic activity**

(Continue)

|                             | Total | Agriculture and fishing | Industry           |               |                        |                            | Energy |
|-----------------------------|-------|-------------------------|--------------------|---------------|------------------------|----------------------------|--------|
|                             |       |                         | Intermediate goods | Capital goods | Durable consumer goods | Non-durable consumer goods |        |
| TOTAL                       | 865   | 4                       | 44                 | 19            | 7                      | 34                         | 3      |
| Andalucía                   | 99    | 2                       | 7                  | 1             | 0                      | 3                          | 0      |
| Aragón                      | 34    | 0                       | 0                  | 2             | 1                      | 2                          | 0      |
| Asturias, Principado de     | 5     | 0                       | 0                  | 0             | 1                      | 0                          | 0      |
| Balears, Illes              | 19    | 0                       | 1                  | 0             | 0                      | 0                          | 0      |
| Canarias                    | 15    | 1                       | 0                  | 0             | 0                      | 0                          | 0      |
| Cantabria                   | 8     | 0                       | 0                  | 1             | 0                      | 1                          | 0      |
| Castilla y León             | 41    | 0                       | 4                  | 1             | 0                      | 0                          | 0      |
| Castilla-La Mancha          | 24    | 0                       | 2                  | 0             | 0                      | 1                          | 0      |
| Cataluña                    | 189   | 0                       | 7                  | 8             | 2                      | 7                          | 3      |
| Comunitat Valenciana        | 129   | 1                       | 8                  | 2             | 2                      | 7                          | 0      |
| Extremadura                 | 8     | 0                       | 0                  | 0             | 0                      | 0                          | 0      |
| Galicia                     | 46    | 0                       | 2                  | 2             | 0                      | 2                          | 0      |
| Madrid, Comunidad de        | 163   | 0                       | 3                  | 1             | 1                      | 8                          | 0      |
| Murcia, Región de           | 17    | 0                       | 2                  | 0             | 0                      | 0                          | 0      |
| Navarra, Comunidad Foral de | 13    | 0                       | 0                  | 1             | 0                      | 1                          | 0      |
| País Vasco                  | 48    | 0                       | 7                  | 0             | 0                      | 1                          | 0      |
| Rioja, La                   | 6     | 0                       | 1                  | 0             | 0                      | 1                          | 0      |
| Ceuta                       | 1     | 0                       | 0                  | 0             | 0                      | 0                          | 0      |
| Melilla                     | 0     | 0                       | 0                  | 0             | 0                      | 0                          | 0      |

(Continue)

|                             | Construction              |                    | Wholesale trade | Vehicles and retail trade | Transportation, storage | Accommodation and food service activities | Information and communications |
|-----------------------------|---------------------------|--------------------|-----------------|---------------------------|-------------------------|---|--------------------------------|
|                             | Construction of buildings | Other construction |                 |                           |                         |   |                                |
| TOTAL                       | 106                       | 59                 | 173             | 18                        | 26                      | 44  | 32                             |
| Andalucía                   | 12                        | 7                  | 21              | 3                         | 2                       | 2   | 0                              |
| Aragón                      | 2                         | 6                  | 7               | 0                         | 1                       | 1   | 0                              |
| Asturias, Principado de     | 1                         | 1                  | 2               | 0                         | 0                       | 0   | 0                              |
| Balears, Illes              | 5                         | 1                  | 3               | 0                         | 1                       | 2   | 1                              |
| Canarias                    | 3                         | 0                  | 3               | 1                         | 1                       | 4   | 0                              |
| Cantabria                   | 0                         | 0                  | 1               | 0                         | 0                       | 0   | 1                              |
| Castilla y León             | 8                         | 1                  | 9               | 1                         | 0                       | 4   | 0                              |
| Castilla-La Mancha          | 8                         | 1                  | 3               | 2                         | 0                       | 1   | 1                              |
| Cataluña                    | 17                        | 15                 | 37              | 4                         | 6                       | 4   | 14                             |
| Comunitat Valenciana        | 13                        | 2                  | 34              | 3                         | 2                       | 10  | 7                              |
| Extremadura                 | 1                         | 2                  | 2               | 2                         | 0                       | 1   | 0                              |
| Galicia                     | 9                         | 2                  | 12              | 0                         | 1                       | 3   | 0                              |
| Madrid, Comunidad de        | 18                        | 13                 | 24              | 2                         | 7                       | 6   | 6                              |
| Murcia, Región de           | 6                         | 1                  | 4               | 0                         | 0                       | 0   | 0                              |
| Navarra, Comunidad Foral de | 0                         | 3                  | 5               | 0                         | 0                       | 0   | 1                              |
| País Vasco                  | 3                         | 3                  | 6               | 0                         | 4                       | 6   | 1                              |
| Rioja, La                   | 0                         | 1                  | 0               | 0                         | 0                       | 0   | 0                              |
| Ceuta                       | 0                         | 0                  | 0               | 0                         | 1                       | 0   | 0                              |
| Melilla                     | 0                         | 0                  | 0               | 0                         | 0                       | 0   | 0                              |

**3<sup>rd</sup> quarter 2016. Provisional data**

**BPS.3 Bankrupt companies by main economic activity**

(Conclusion)

|                             | Real estate,<br>financial and insu-<br>rance activities | Professional,<br>scientific and tech-<br>nical activities | Administrative<br>and support<br>service activities | Other<br>services | Unclassified |
|-----------------------------|---|---|---|-------------------|--------------|
| <b>TOTAL</b>                | <b>41</b>   | <b>62</b>   | <b>46</b>   | <b>56</b>         | <b>91</b>    |
| Andalucía                   | 0   | 8   | 5   | 8                 | 18           |
| Aragón                      | 1   | 3   | 0   | 2                 | 6            |
| Asturias, Principado de     | 0   | 0   | 0   | 0                 | 0            |
| Balears, Illes              | 0   | 0   | 2   | 0                 | 3            |
| Canarias                    | 0   | 0   | 2   | 0                 | 0            |
| Cantabria                   | 1   | 0   | 0   | 1                 | 2            |
| Castilla y León             | 2   | 1   | 0   | 3                 | 7            |
| Castilla-La Mancha          | 0   | 0   | 1   | 1                 | 3            |
| Cataluña                    | 10  | 13  | 14  | 13                | 15           |
| Comunitat Valenciana        | 8   | 7   | 6   | 7                 | 10           |
| Extremadura                 | 0   | 0   | 0   | 0                 | 0            |
| Galicia                     | 1   | 3   | 0   | 3                 | 6            |
| Madrid, Comunidad de        | 13  | 17  | 14  | 15                | 15           |
| Murcia, Región de           | 1   | 2   | 0   | 0                 | 1            |
| Navarra, Comunidad Foral de | 0   | 1   | 0   | 1                 | 0            |
| País Vasco                  | 2   | 6   | 2   | 2                 | 5            |
| Rioja, La                   | 2   | 1   | 0   | 0                 | 0            |
| Ceuta                       | 0   | 0   | 0   | 0                 | 0            |
| Melilla                     | 0   | 0   | 0   | 0                 | 0            |

**BPS.4 Bankrupt companies by number of employees**

|                             | Total      | Number of employees |            |            |            |           |           |           |               | Un-<br>classified |
|-----------------------------|------------|---------------------|------------|------------|------------|-----------|-----------|-----------|---------------|-------------------|
|                             |            | 0                   | 1-2        | 3-5        | 6-9        | 10-19     | 20-49     | 50-99     | More than 100 |                   |
| <b>TOTAL</b>                | <b>865</b> | <b>154</b>          | <b>203</b> | <b>138</b> | <b>104</b> | <b>82</b> | <b>56</b> | <b>19</b> | <b>18</b>     | <b>91</b>         |
| Andalucía                   | 99         | 16                  | 15         | 20         | 10         | 4         | 10        | 3         | 3             | 18                |
| Aragón                      | 34         | 5                   | 14         | 3          | 2          | 3         | 0         | 1         | 0             | 6                 |
| Asturias, Principado de     | 5          | 0                   | 2          | 0          | 2          | 0         | 1         | 0         | 0             | 0                 |
| Balears, Illes              | 19         | 4                   | 2          | 6          | 1          | 0         | 1         | 1         | 1             | 3                 |
| Canarias                    | 15         | 2                   | 1          | 4          | 2          | 4         | 2         | 0         | 0             | 0                 |
| Cantabria                   | 8          | 3                   | 0          | 0          | 1          | 2         | 0         | 0         | 0             | 2                 |
| Castilla y León             | 41         | 4                   | 15         | 4          | 6          | 3         | 2         | 0         | 0             | 7                 |
| Castilla-La Mancha          | 24         | 2                   | 6          | 2          | 5          | 4         | 2         | 0         | 0             | 3                 |
| Cataluña                    | 189        | 33                  | 39         | 30         | 34         | 16        | 14        | 2         | 6             | 15                |
| Comunitat Valenciana        | 129        | 25                  | 42         | 22         | 7          | 10        | 7         | 4         | 2             | 10                |
| Extremadura                 | 8          | 1                   | 0          | 3          | 1          | 1         | 1         | 0         | 1             | 0                 |
| Galicia                     | 46         | 8                   | 11         | 8          | 5          | 4         | 3         | 0         | 1             | 6                 |
| Madrid, Comunidad de        | 163        | 34                  | 32         | 22         | 18         | 23        | 9         | 6         | 4             | 15                |
| Murcia, Región de           | 17         | 6                   | 5          | 1          | 3          | 1         | 0         | 0         | 0             | 1                 |
| Navarra, Comunidad Foral de | 13         | 2                   | 4          | 3          | 0          | 2         | 1         | 1         | 0             | 0                 |
| País Vasco                  | 48         | 7                   | 14         | 7          | 6          | 5         | 3         | 1         | 0             | 5                 |
| Rioja, La                   | 6          | 2                   | 0          | 3          | 1          | 0         | 0         | 0         | 0             | 0                 |
| Ceuta                       | 1          | 0                   | 1          | 0          | 0          | 0         | 0         | 0         | 0             | 0                 |
| Melilla                     | 0          | 0                   | 0          | 0          | 0          | 0         | 0         | 0         | 0             | 0                 |



**3<sup>rd</sup> quarter 2016. Provisional data**

**BPS.5 Bankrupt companies by turnover bracket**

|                             | Total      | Business volume interval (million euros) |             |           |           |           |           |              | Un-classified |
|-----------------------------|------------|--|-------------|-----------|-----------|-----------|-----------|--------------|---------------|
|                             |            | To 0,25                                  | (0,25-0,50] | (0,50-1]  | (1-2]     | (2 a 5]   | (5 a 10]  | More than 10 |               |
| <b>TOTAL</b>                | <b>865</b> | <b>305</b>                               | <b>107</b>  | <b>95</b> | <b>81</b> | <b>63</b> | <b>19</b> | <b>21</b>    | <b>174</b>    |
| Andalucía                   | 99         | 33                                       | 13          | 15        | 8         | 6         | 2         | 3            | 19            |
| Aragón                      | 34         | 15                                       | 4           | 4         | 2         | 1         | 1         | 0            | 7             |
| Asturias, Principado de     | 5          | 1  | 3           | 0         | 0         | 1         | 0         | 0            | 0             |
| Balears, Illes              | 19         | 6  | 2           | 0         | 4         | 1         | 1         | 0            | 5             |
| Canarias                    | 15         | 5  | 3           | 3         | 3         | 0         | 0         | 0            | 1             |
| Cantabria                   | 8          | 3  | 1           | 0         | 1         | 0         | 0         | 0            | 3             |
| Castilla y León             | 41         | 13                                       | 8           | 6         | 4         | 2         | 0         | 0            | 8             |
| Castilla-La Mancha          | 24         | 8  | 3           | 1         | 4         | 4         | 0         | 1            | 3             |
| Cataluña                    | 189        | 71                                       | 24          | 24        | 14        | 16        | 6         | 7            | 27            |
| Comunitat Valenciana        | 129        | 44                                       | 19          | 11        | 10        | 10        | 3         | 3            | 29            |
| Extremadura                 | 8          | 2  | 0           | 1         | 3         | 0         | 1         | 0            | 1             |
| Galicia                     | 46         | 17                                       | 3           | 9         | 4         | 2         | 0         | 1            | 10            |
| Madrid, Comunidad de        | 163        | 65                                       | 18          | 14        | 21        | 14        | 4         | 3            | 24            |
| Murcia, Región de           | 17         | 6  | 1           | 1         | 1         | 3         | 0         | 1            | 4             |
| Navarra, Comunidad Foral de | 13         | 5  | 2           | 2         | 0         | 0         | 0         | 2            | 2             |
| País Vasco                  | 48         | 6  | 3           | 3         | 1         | 3         | 1         | 0            | 31            |
| Rioja, La                   | 6          | 4  | 0           | 1         | 1         | 0         | 0         | 0            | 0             |
| Ceuta                       | 1          | 1  | 0           | 0         | 0         | 0         | 0         | 0            | 0             |
| Melilla                     | 0          | 0  | 0           | 0         | 0         | 0         | 0         | 0            | 0             |

**BPS.6 Bankrupt companies by seniority**

|                             | Total      | Age (in years) |             |              |               |               |            | Un-classified |
|-----------------------------|------------|----------------|-------------|--------------|---------------|---------------|------------|---------------|
|                             |            | To 4           | From 5 to 8 | From 9 to 12 | From 13 to 16 | From 17 to 19 | 20 or more |               |
| <b>TOTAL</b>                | <b>865</b> | <b>147</b>     | <b>158</b>  | <b>167</b>   | <b>113</b>    | <b>64</b>     | <b>192</b> | <b>24</b>     |
| Andalucía                   | 99         | 12             | 22          | 18           | 18            | 6             | 17         | 6             |
| Aragón                      | 34         | 7              | 4           | 8            | 5             | 1             | 8          | 1             |
| Asturias, Principado de     | 5          | 1              | 2           | 1            | 0             | 0             | 1          | 0             |
| Balears, Illes              | 19         | 0              | 2           | 2            | 4             | 4             | 6          | 1             |
| Canarias                    | 15         | 4              | 4           | 2            | 2             | 1             | 2          | 0             |
| Cantabria                   | 8          | 1              | 0           | 2            | 2             | 1             | 2          | 0             |
| Castilla y León             | 41         | 2              | 9           | 12           | 6             | 4             | 7          | 1             |
| Castilla-La Mancha          | 24         | 3              | 4           | 6            | 3             | 2             | 5          | 1             |
| Cataluña                    | 189        | 44             | 26          | 36           | 23            | 6             | 48         | 6             |
| Comunitat Valenciana        | 129        | 24             | 33          | 19           | 9             | 14            | 28         | 2             |
| Extremadura                 | 8          | 0              | 2           | 2            | 1             | 0             | 3          | 0             |
| Galicia                     | 46         | 6              | 12          | 7            | 4             | 5             | 10         | 2             |
| Madrid, Comunidad de        | 163        | 28             | 27          | 31           | 25            | 15            | 34         | 3             |
| Murcia, Región de           | 17         | 3              | 1           | 2            | 5             | 1             | 5          | 0             |
| Navarra, Comunidad Foral de | 13         | 1              | 1           | 3            | 0             | 1             | 7          | 0             |
| País Vasco                  | 48         | 8              | 8           | 15           | 6             | 3             | 7          | 1             |
| Rioja, La                   | 6          | 2              | 1           | 1            | 0             | 0             | 2          | 0             |
| Ceuta                       | 1          | 1              | 0           | 0            | 0             | 0             | 0          | 0             |
| Melilla                     | 0          | 0              | 0           | 0            | 0             | 0             | 0          | 0             |