

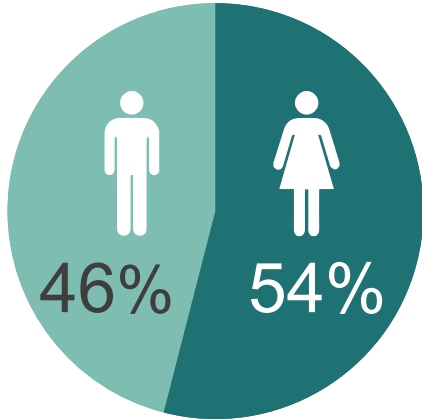


# Cancer patients in Spain

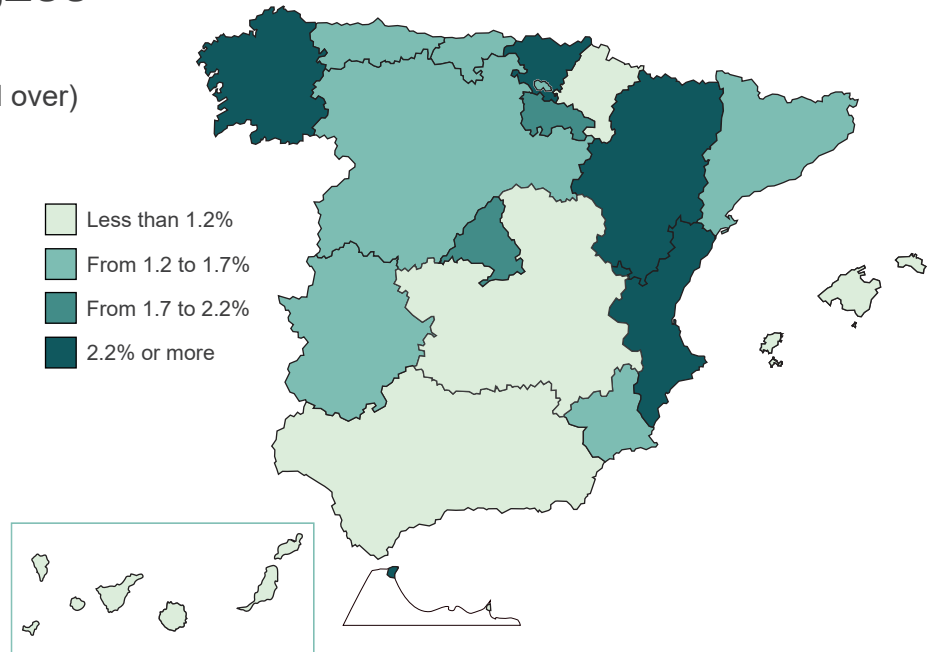
World Cancer Day - 4th of February

**In 2020, there were 663,200 people with cancer**

(1.66% of population aged 15 years old and over)



Number of cancer patients over the population aged 15 years old and over (%)



**In 2023, there were 3,066,449 hospital stays for cancer**

(7.9% of total hospital stays)

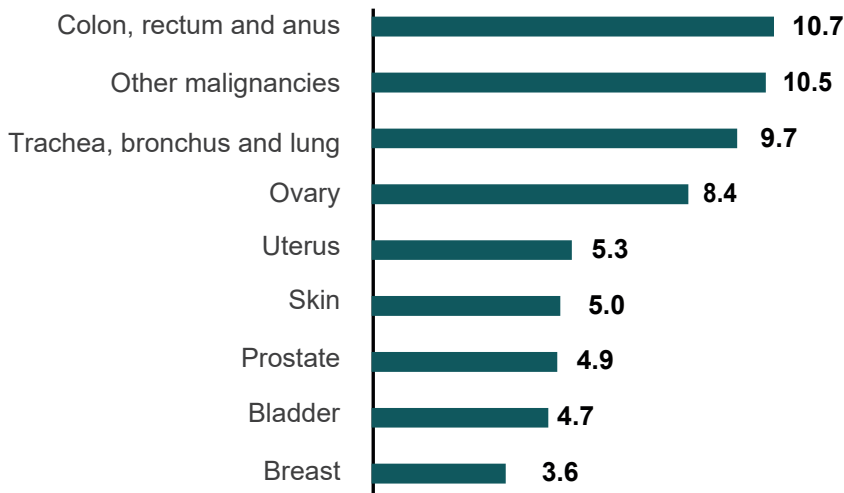
↑ 1.6% compared to 2022



Average hospital stay

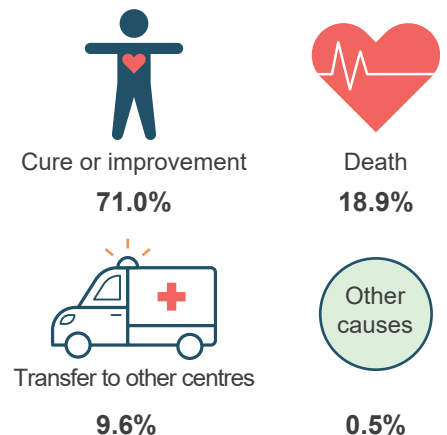
Of all patients	Of cancer patients
8.10 days	8.60 days

Average length of hospital stay, by type of cancer



Hospital discharge of cancer patients, by cause

(% of all hospital stays for cancer)



Sources: European Health Survey 2020. INE - Spain  
Hospital Morbidity Survey (HMS) 2023. INE - Spain

Note: Cancer encompasses all diagnoses of HMS neoplasms, except for groups 0210, 0211, 0212 and 0213.

March 2025

**INE**

Instituto Nacional de Estadística