

23 March 2018

Spanish Regional Accounts. Base 2010**Regional Gross Domestic Product
Year 2017****Main results**

- Aragón was the Autonomous Community that registered the highest GDP growth in terms of volume in 2017 (3.6%). It was followed by Principado de Asturias (3.5%) and Comunidad de Madrid (3.4%).
- The regions that obtained the lowest growth records were the Autonomous Cities of Ceuta (1.6%) and Melilla (1.7%) and La Rioja (1.8%).
- Considering the GDP per inhabitant values, Comunidad de Madrid presented the highest record, with 33,809 euros. This figure was 35.2% higher than the Spanish average, which was 24,999 euros. Conversely, Extremadura presented the smallest GDP per capita with 17,262 euros, 30.9% below the national average.

Gross Domestic Product. Year 2017

On 1 March, according to the Quarterly National Accounting of Spain, the growth in volume of the Spanish economy for the four quarters of the year 2017 was estimated at 3.1%, for the whole year.

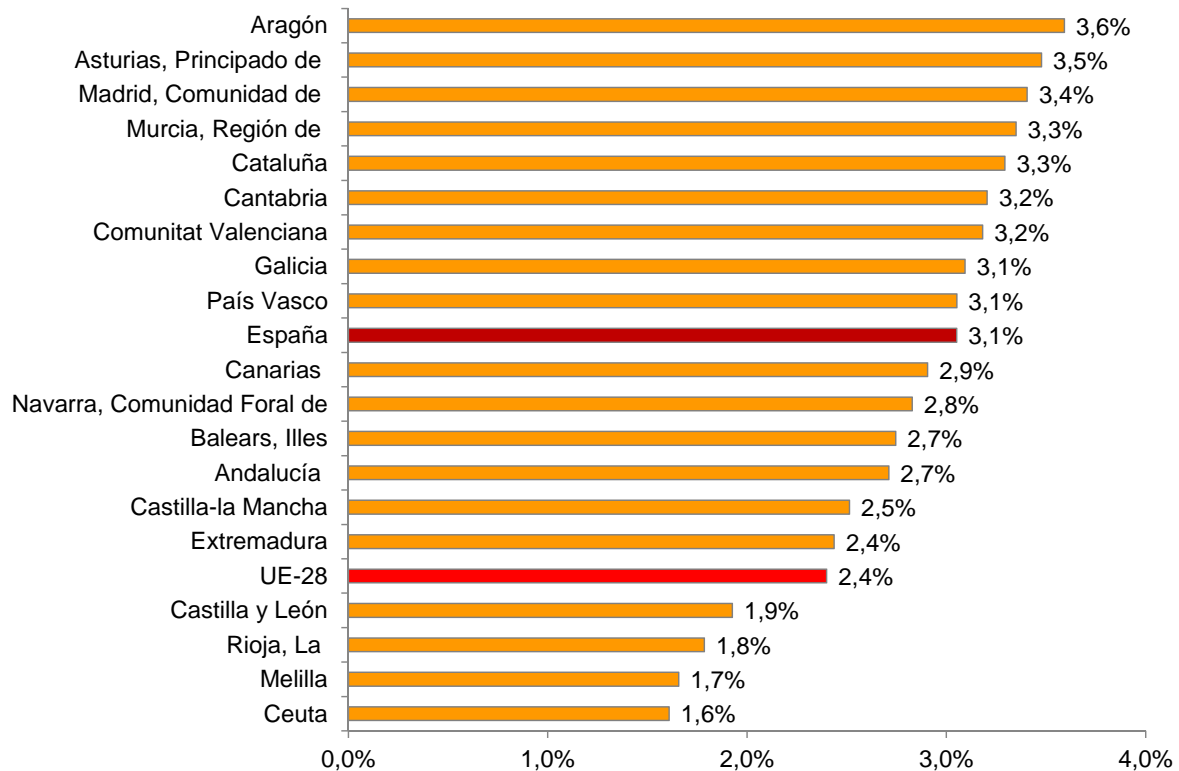
The regional distribution of this data showed that Aragón was the Autonomous Community with the highest GDP growth in volume terms (3.6%), followed by Principado de Asturias (3.5%) and Comunidad de Madrid (3.4%).

In turn, the smallest GDP growth rates in terms of volume corresponded to the Autonomous Cities of Ceuta (1.6%) and Melilla (1.7%) and La Rioja (1.8%).

The majority of Autonomous Communities were above the figure estimated for the 28 States of the European Union as a whole (EU-28), which was 2.4%.

The regions that registered a growth rate lower than the European average were Castilla y León, La Rioja and the Autonomous Cities of Melilla and Ceuta.

Tasa de crecimiento anual del PIB en 2017 en términos de volumen



The greatest increase in the volume GDP variation rate recorded in Aragón, was due to an evolution of the primary branches, which was significantly more favourable than that observed at a national level, and to the better performance of the branches belonging to the *Industry*.

In turn, the lower real GDP variation in the Autonomous City of Ceuta was mainly affected by a less favourable evolution in the branches of activity of *Construction* and *Services* compared to that registered at the national level.

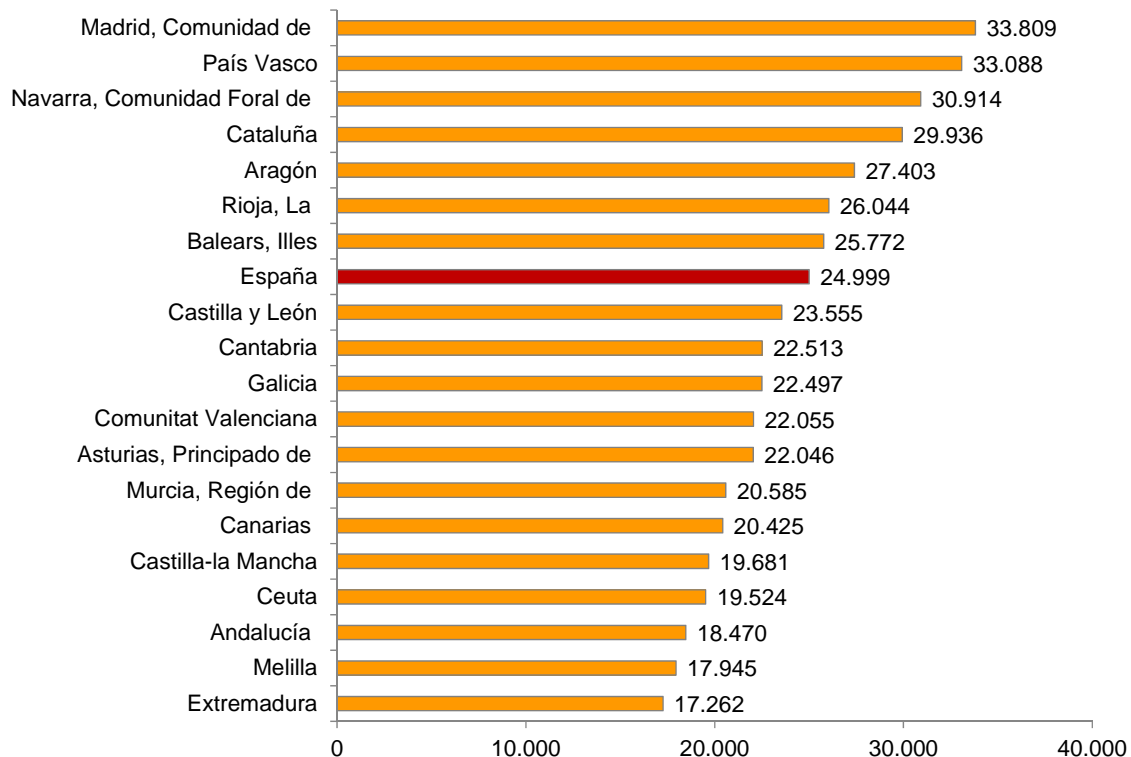
GDP per inhabitant

Comunidad de Madrid registered the higher nominal Gross Domestic Product per inhabitant in 2017, with 33,809 euros. It was followed by País Vasco (33,088 euros) and Comunidad Foral de Navarra (30,914 euros).

On the other side of the spectrum were Extremadura (17,262 euros per inhabitant), the Autonomous City of Melilla (17,945 euros) and Andalucía (18,470 euros).

The national average stood at 24,999 euros. Seven Autonomous Communities stood above that register.

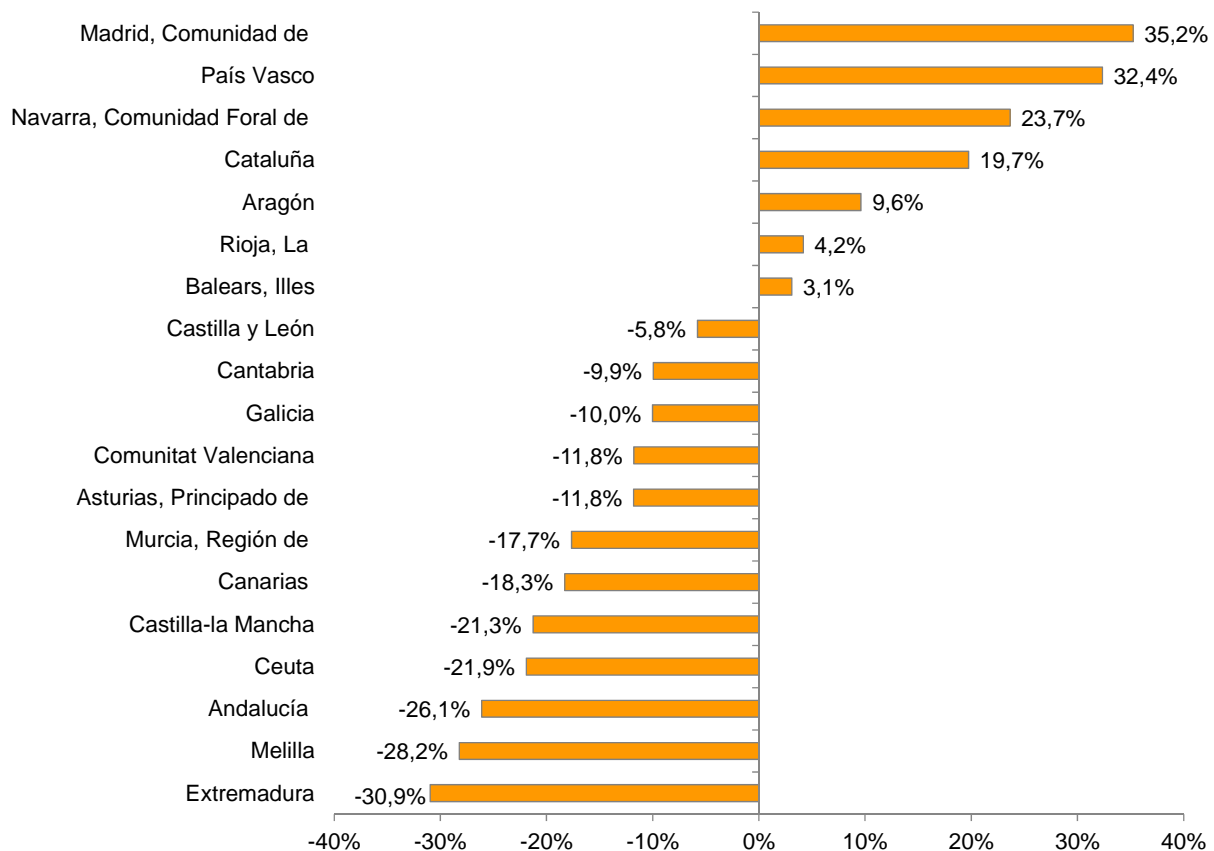
PIB per cápita en euros. Año 2017



In relative terms, GDP per inhabitant in Comunidad de Madrid was 35.2% higher than the national average, that of País Vasco was 32.4% higher and that of Comunidad Foral de Navarra was 23.7% higher.

In turn, the GDP per inhabitant in Extremadura was 30.9% below the national figure. That of the Autonomous City of Melilla was 28.2% lower and that of Andalucía 26.1% lower.

Relación del PIB per cápita regional con respecto al PIB per cápita nacional (%). Año 2017



Further information

Together with the first estimate of the Regional Accounts for the year 2017, we are publishing today the data on gross fixed capital formation by Autonomous Community in base 2010 for the 2000-2015 series, thus complying with the European regulatory requirements. This information can be consulted on the INE website within the file corresponding to each Autonomous Community.

These estimates will be incorporated as of next December into the Regional Accounts series published at the end of the year, in accordance with Regulation (EU) No. 549/2013 of the European Parliament and of the Council of 21 May 2013 on the European System of National and Regional Accounts in the European Union.

For further information see **INEbase**: www.ine.es/en/ Twitter: [@es_ine](https://twitter.com/es_ine)

All press releases at: www.ine.es/en/prensa/prensa_en.htm

Press office: Telephone numbers: (+34) 91 583 93 63 /94 08 – gprensa@ine.es

Information Area: Telephone number: (+34) 91 583 91 00 – www.ine.es/infoine/?L=1
