

Spanish Regional Accounts. Base 2008

Gross Domestic Product by Region. Year 2012

Main results

- In 2012, Illes Balears was the Autonomous Community with the lowest GDP decrease in terms of the volume (-0.3%). Followed by Galicia (-0.9%), Cataluña and Canarias (-1.0% in both cases)
- In addition to the Autonomous Communities mentioned above, the autonomous city of Ceuta, Comunidad de Madrid and Cantabria grew over the national average that stood at -1.4%
- Castilla-La Mancha (-3.0%), Principado de Asturias (-2.5%), Extremadura (-2.2%) and La Rioja (-2.1%) were the regions that registered the lowest growth.
- In terms of GDP per inhabitant, the Autonomous Community that registered the highest value (30,829 euros) was País Vasco, a 35.4% higher than the national average (22,772). Extremadura was the Autonomous Community with the lowest GDP per capita (15,394), 32.4% lower than the national average.

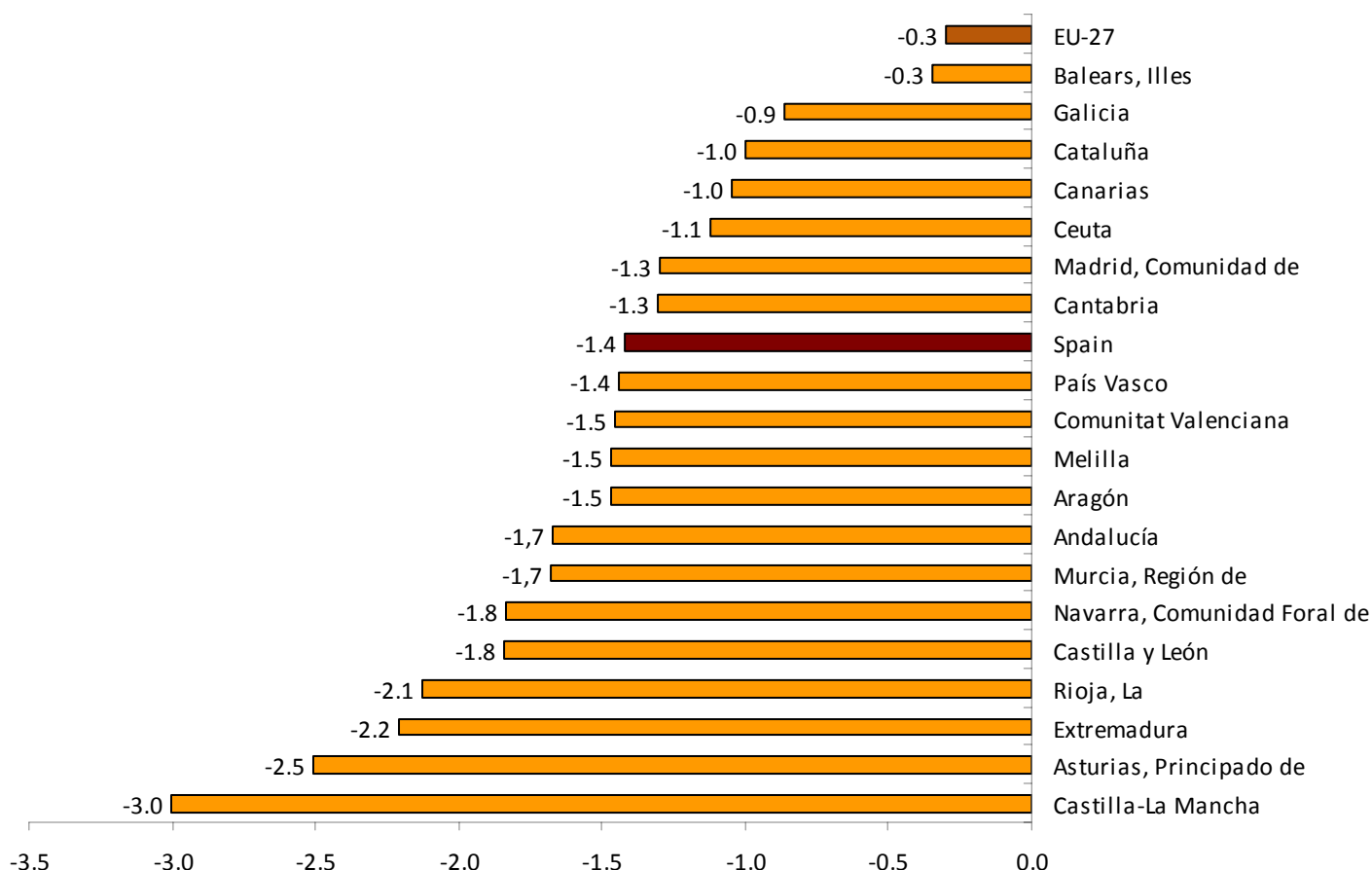
Gross Domestic Product. Year 2012

Last 28th of February, the Quarterly National Accounting of Spain estimated the real growth of the Spanish economy for 2012 at -1.4% . The regional distribution of this data, carried out by the National Accounting of Spain, base 2008, **showed a lowest GDP decrease in volume terms¹ in Illes Balears (-0.3%) followed by Galicia (-0.9%), Cataluña and Canarias (-1.0% in both cases).** Only the real variation rate of the GDP in Illes Balears was the estimated data for the 27 Member States of the Europe Union (EU-27), that was -0.3% .

In addition to this Autonomous Communities, three other regions registered real growth rates in their GDP higher that the national average registered in 2012: the autonomous city of Ceuta (-1.1%), Comunidad de Madrid and Canatabria (both with -1.3%)

In turn, the regions that registered a greatest real GDP decrease in volume terms were Castilla-La Mancha (-3.0%), Principado de Asturias (-2.5%), Extremadura (-2.2%) and La Rioja (-2.1%).

Annual growth rate of the GDP in 2012 in volume terms



¹ Variation rate in percentage terms with one decimal

The Autonomous Community of Illes Balears, Galicia and Cataluña registered the lowest decrease in the real rate variation of the GDP, all registered a favourable evolution of the *Services* sector with reference to the national value. In the Autonomous Community of Canarias, *Construction* and *Agriculture* were the branches of activity that registered the greatest relative performance with reference to the national rate.

In turn, the GDP real variation in Castilla-La Mana was greatly influenced by the great decrease, in volume terms, of the added value associated to the *Public Administrations* sector.

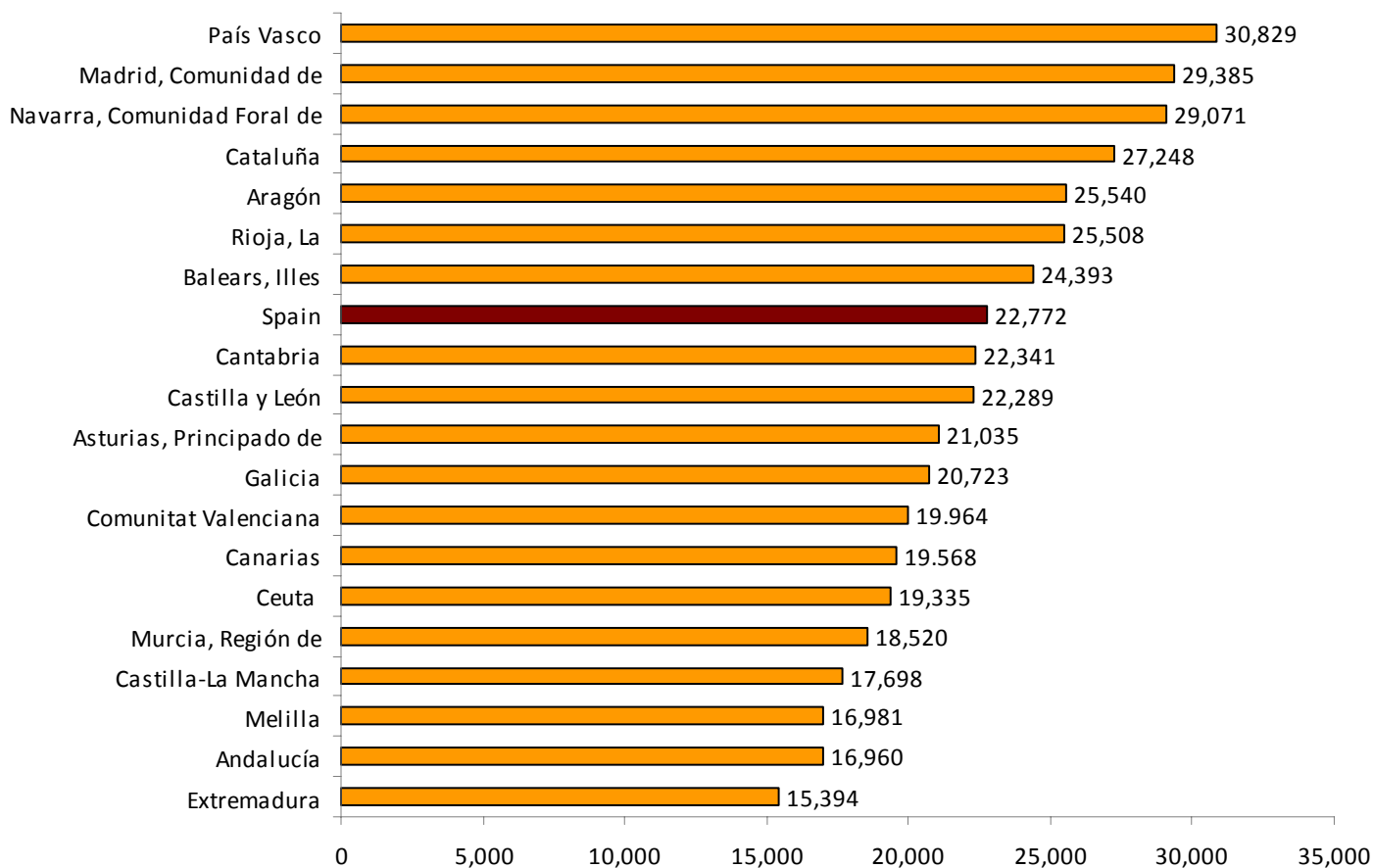
Regional GDP per inhabitant. Year 2012

Regarding to the nominal Gross Domestic Product per inhabitant of the year 2012, País Vasco stood at the first position of the ranking, **with 30,829 euros per inhabitant**, followed by Comunidad de Madrid (29,385 euros) and Comunidad Foral de Navarra (29,071 euros per inhabitant).

In turn, Extremadura, with 15,394 euros per inhabitant and Andalucía, with 16,960 euros and the autonomous city of Melilla with 16,981 were the last ones on the list.

The national average in 2012 stood at 22,722 euros, seven regions stood above the National average register.

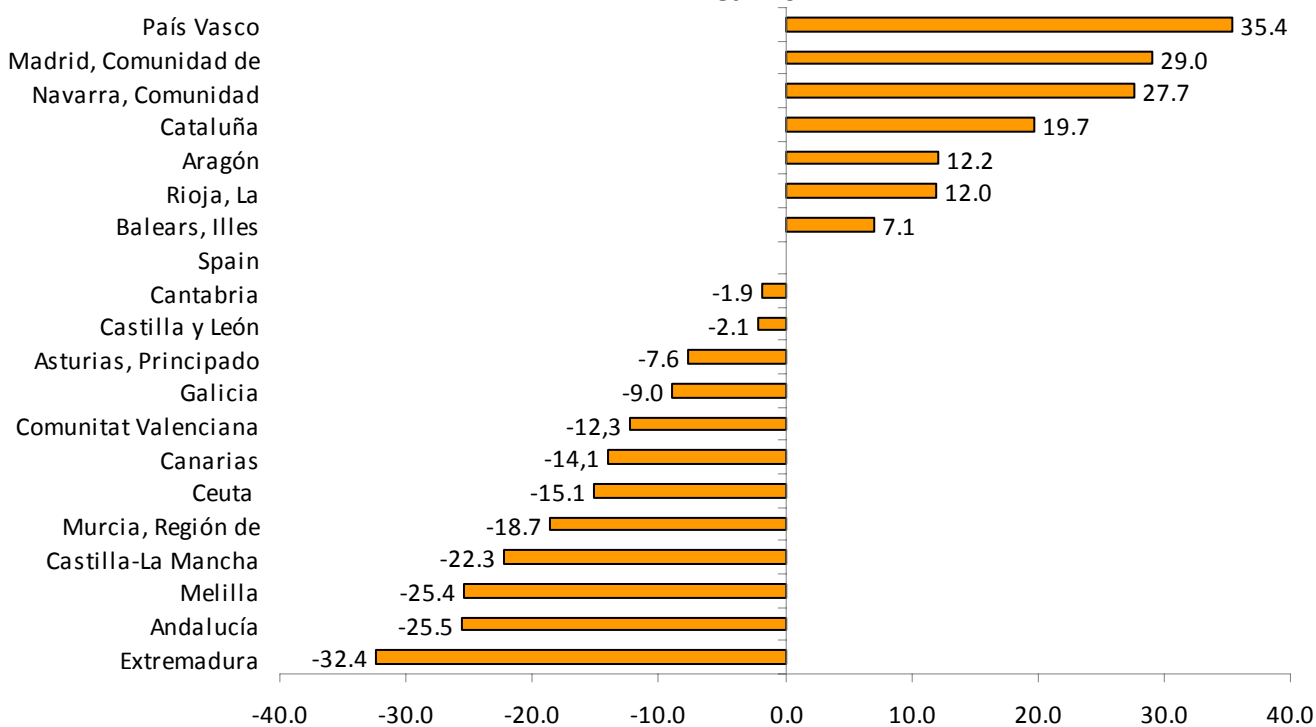
GDP per capita in euros. Year 2012



In relative terms, in 2012 the GDP per capita in País Vasco was 35.4% higher than the national average in 2011, and those of Comunidad de Madrid and Comunidad Foral de Navarra were 29.0% and 27.7% higher, respectively.

In turn, GDP per inhabitant in the autonomous city of Melilla stood at 25.4% lower than the national figure, that of Andalucía, 25.5% and that of Extremadura 32.4%.

Percentage variation of the regional GDP per capita over the national value.
Year 2012



For further information, see the whole publication of the Spanish Regional Accounts, base 2008, 2008-2012 series in the INE website.