

22 October 2014

Statistics on Annulments, Separations and Divorces
Year 2013

In 2013, there were 95,427 divorces, 4,900 separations, and 110 annulments

In 2013, the rate of annulments, separations and divorces stood at 2.1 per 1,000 inhabitants

The average duration of mutual agreement proceedings was 2.9 months, whereas contested proceedings lasted 9.6 months

Shared custody of underage children was granted in the 17.9% of cases

During 2013, there were 100,437 annulments, separations and divorces, that is, a rate of 2.1 per 1,000 inhabitants.

The total number of dissolutions in 2013 experienced an estimated increase of 0.8% compared with the previous year. It is worth noting that, as a consequence of the existence of new sources of court information, the methodology used for the statistics has been improved this year. This improvement has allowed for a more precise estimate on the number of dissolutions. As a consequence of this change, the total number of every type of dissolution is not directly comparable to those released in previous years.¹

By type of process, in 2013 there were 95,427 divorces, 4,900 separations, and 110 annulments. Divorces represented 95.0% of the total, separations represented 4.9% and annulments the remaining 0.1%.

¹ The estimated percentage of annual variation has been calculated by using as reference basis the results that would have been obtained in 2013 if the process used in previous years had been maintained.

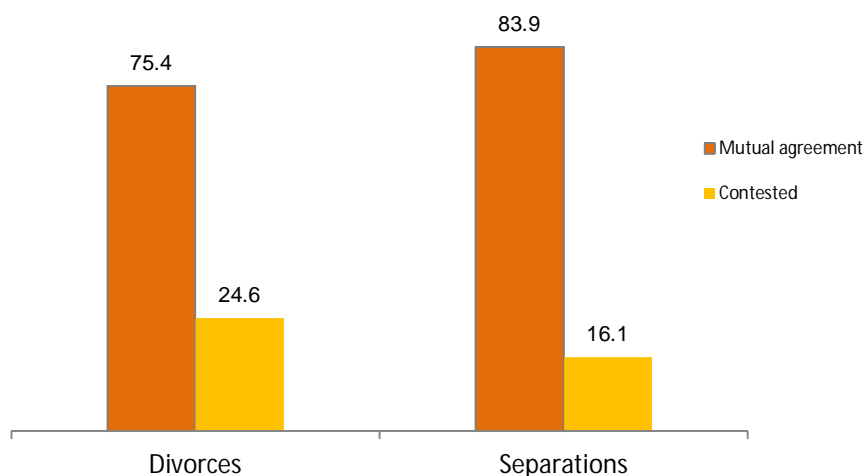
Divorces and separations according to type

75.8% of the divorces and separations in the year 2013 were by mutual agreement.

Of the total divorces, 75.4% were by mutual agreement and 24.6% were contested. In turn, 83.9% of the separations were by mutual agreement and 16.1% were contested.

There was a previous separation in 11.2% of the divorces, as compared with the 12.0% recorded the previous year.

Divorces and separations according to type. Year 2013



Average duration of the marriages dissolved

The average duration of the marriages up the dissolution date was 15.5 years, a similar number to that recorded in 2012. The marriages dissolved by divorce had an average duration of 15.2 years, while those dissolved by separation had lasted 20.8 years. In turn, the average duration between the date of the marriage and the declaration of annulment was 5.5 years.

3 out of 10 of the divorces took place after 20 years of marriage and 2 out of 10 in unions that had lasted between 5 and 10 years.

In the case of separations, 48.2% of the marriages had a duration longer than 20 years, and 15.6% between 5 and 10 years.

Average duration of the dissolution processes

75.5% of the divorce proceedings were resolved in less than six months (70.6% in 2012), while 7.9% of the cases took more than a year (9.6% in 2012).

In separations, 84.2% were resolved in less than six months (76.6% in 2012), while 4.8% took longer than a year (6.6% in the previous year).

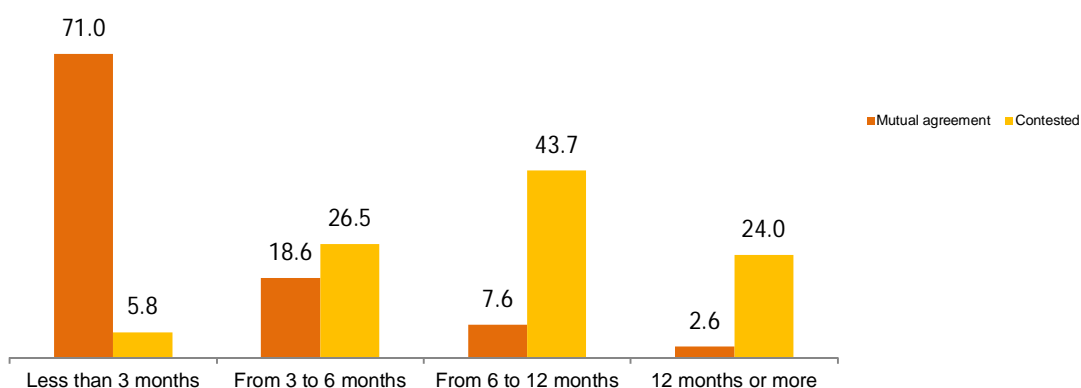
The average duration of the processes was 4.5 months (5.1 months in 2012). It was slightly lower in the separations (3.6 months) than in the divorces (4.6 months).

According to the type of proceedings of divorces and separations, the average duration of mutual agreement proceedings was 2.9 months, whereas contested proceedings reached 9.6 months.

71.0% of proceedings by mutual agreement was resolved in less than 3 months and 18.6% in a period of time of 3 to 6 months.

In turn, 43.7% of contested proceedings was resolved in a period of time of 6 to 12 months, and 24.0% in 12 months or more.

Contested and mutual agreement proceedings (divorces and separations) by duration. Year 2013



Average age and nationality of the spouses

In 2013, the highest number of divorces between different sex spouses took place in the age bracket from 40 to 49 years old for men, and in the age bracket from 30 to 39 years old for women.

In separations, the highest number took place in the age bracket from 40 to 49 years old for both men and women.

The **average age of women was 42.3 years old** (42.1 years old in divorces, 46.9 in separations and 35.2 in annulments). In the case of **men, the average age was 44.8 years old** (44.5 years old in divorces, 49.4 in separations and 38.2 in annulments).

Said average ages were similar to those registered in 2012 (42.2 for women and 44.8 for men).

84.3% of the total annulments, separations and divorces registered in 2013 occurred between spouses with Spanish nationality. In 10.3% of these, one of the spouses was a foreign national, and in 5.4%, both spouses were foreign nationals.

According to the marital status of the spouses when they got married, most of them were single. In the case of men, 6.9% were divorced and 0.6% widowed. Among women, 6.0% were divorced and 0.4% widowed.

Number of children, allowance and custody

42.8% of the marriages corresponding to sentences of annulment, separation or divorce between different sex spouses had no children (minors or dependent adults), which is a percentage similar to that of the previous year.

48.0% only had underage children, 4.1% only had economically dependent adult children, and 5.1% had underage and dependent adult children. 27.7% of marriages dissolved had only one child (minor or dependent adult).

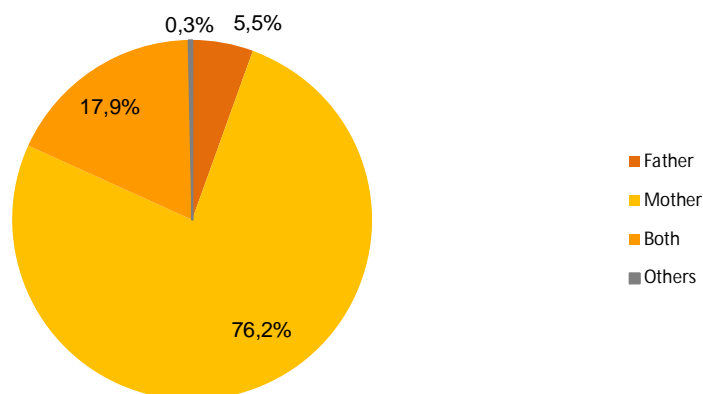
In 57.2% of the marriage dissolutions, maintenance and support was assigned, which is a figure similar to that of the previous year (57.7%). Among them, in 81.5% of the cases, the payment of the maintenance and support pension corresponded to the father (84.4% in 2012), in 4.8% of the cases, to the mother (4.9% in the previous year), and in 13.7% of the cases to both spouses (10.8% in 2012).

The custody of the underage children was granted to the mother in 76.2% of marriage dissolutions, a similar figure to that observed in the previous year (79.6%). In 5.5% of the dissolutions, custody was granted to the father (as compared with 5.3% in 2012), in 17.9% it was shared (14.6% from the previous year), and in 0.3% it was granted to others institutions or relatives.

In 10.0% of marriage dissolutions, there was a compensatory allowance. **In 9 out of 10 cases, the compensatory allowance was paid by the husband.**

Regarding the person filing the application for marriage dissolution, in 55.8% of the cases it was presented by both spouses, in 27.8% by the wife and in 16.4% by the husband.

Total annulments, separations and divorces by spouse with custody. Year 2013



Results by Autonomous City and Community

The number of annulments, separations and divorces per 1,000 inhabitants in Spain was 2.1 in the year 2013.

By Autonomous Community, those that registered the highest rates per 1,000 inhabitants were Canarias (3.0), Ceuta (2.8), and Cataluña (2.5).

Conversely, the Autonomous Communities with the lowest rates were Extremadura (1.4) and Castilla y León, Aragón, Castilla-La Mancha, Comunidad Foral de Navarra and País Vasco (all of them at 1.7).

It should be pointed out that the location of annulments, separations and divorces in a specific Autonomous Community has been assigned based upon the location of the legal body that passes the sentence and not upon the place of residence or birth of the spouses.

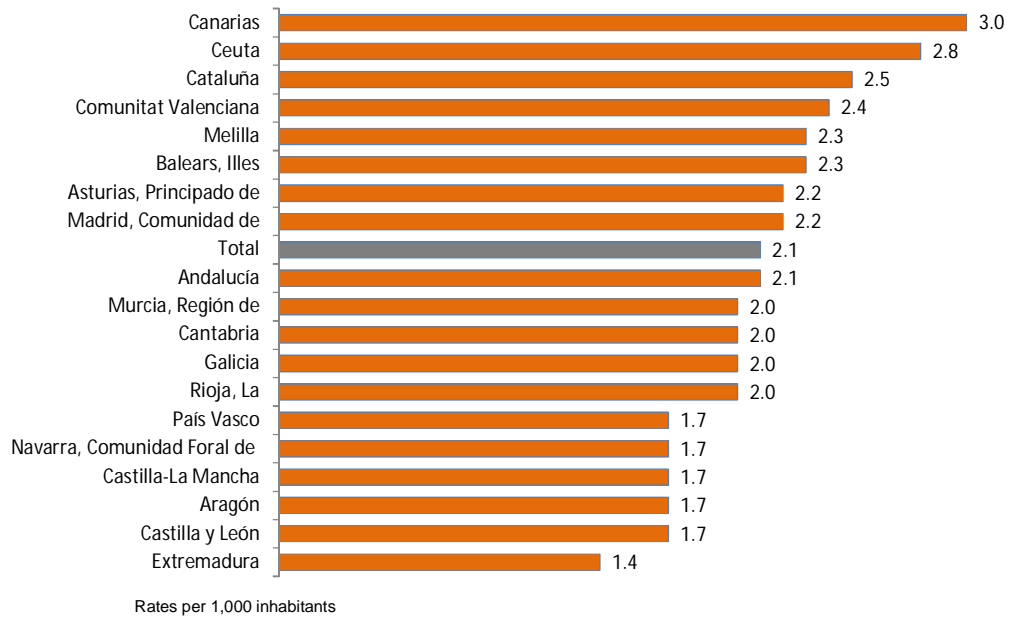
Annulments, separations and divorces by Autonomous City and Community

Absolute figures

Year 2013

	Total	Annulments	Separations	Divorces
Total	100,437	110	4,900	95,427
Cataluña	18,584	20	849	17,715
Andalucía	17,477	30	974	16,473
Madrid, Comunidad de	13,913	7	603	13,303
Comunitat Valenciana	12,060	9	612	11,438
Canarias	6,363	1	235	6,126
Galicia	5,552	11	250	5,291
Castilla y León	4,172	5	228	3,939
País Vasco	3,757	3	183	3,572
Castilla-La Mancha	3,537	5	217	3,314
Murcia, Región de	2,972	1	146	2,826
Balears, Illes	2,500	3	107	2,389
Asturias, Principado de	2,361	1	132	2,227
Aragón	2,259	1	109	2,149
Extremadura	1,574	0	109	1,465
Cantabria	1,193	2	45	1,145
Navarra, Comunidad foral	1,102	7	41	1,054
Rioja, La	633	1	33	599
Ceuta	233	0	14	219
Melilla	194	0	13	181

Rates of annulments, separations and divorces by Autonomous City and Community. Year 2013



Methodological note

The Statistics on Annulments, Separations and Divorces are an annual statistical operation aimed at studying the annulment, separation and divorce processes presented at the judicial level, and they are compiled using the information regarding judgments provided by the legal bodies with jurisdiction over the subject. The statistics cover the entire country.

The purpose of these statistics is to ascertain the number of judgments on annulments, separations and divorces passed during the reference year.

Information is provided regarding some of the main socio-demographic features of the spouses involved (sex, age, nationality, number of children), about the type of separation or divorce (by mutual agreement or contested) and regarding other variables of social relevance associated with the legal process (maintenance and support, custody, duration of the procedure, etc.)

The Statistics on Annulments, Separations and Divorces are performed by the National Statistics Institute (INE) by virtue of the Agreement signed with the General Council of the Judiciary Branch (GCJB) of 14 of February 1995.

Since 2007, a continuous collection system of the statistical bulletins using online forms has been implemented via the Neutral Judicial Point platform, the services network that the GCJB makes available to users on its website.

The results are published annually. Results are disseminated on a national, Autonomous Community and provincial level.

It is necessary to point out that, as a consequence of the existence of new sources of court information, the methodology used for the statistics has been improved this year. This improvement has allowed for a more precise estimate on the number of dissolutions.

The estimated percentage of annual variation has been calculated by using as a reference basis the results that would have been obtained in 2013 if the process used in previous years had been maintained.