

Survey on International Mobility of Students
Year 2014

6.7% of the persons aged 18 to 34 years have moved abroad at some point during their education period¹ to carry out part of their studies there.

The main countries of destination for Secondary or Higher studies were the United Kingdom, Italy, France and Germany.

More than one million young persons (11.9% of the total number of persons aged 18 to 34 years) have taken language courses abroad

The INE publishes today and for the first time the Survey on International Mobility of Students (SIMS). This new operation is part of the European Union's pilot research project, whose main objective is to provide information about the international mobility in the different stages of formal education from the first stage of secondary education to doctorate studies. It also offers information about the mobility in activities such as language courses, volunteering programmes and other educational activities.

Studying abroad

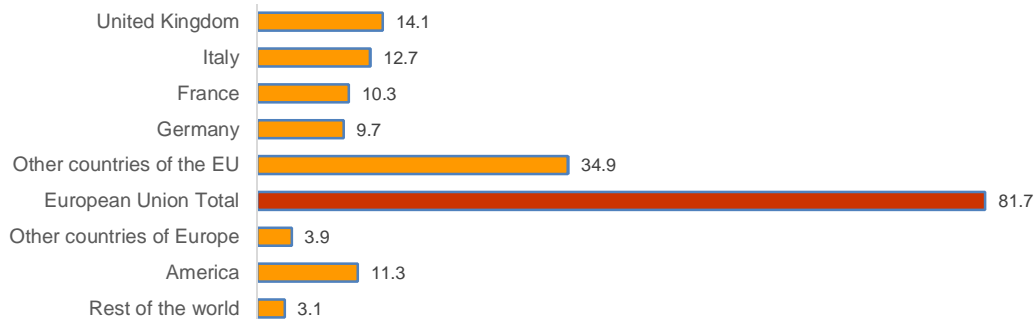
A total number of 578,000 persons aged from 18 to 34 years (6.7% of the total number) have moved abroad to carry out part of their studies there during their secondary or higher education stages.

Of these, 232,200 are men and 344,800; women. The percentage of women who have moved abroad is 7.9%, whereas that of men is 5.4%.

As regards the place of destination, in 81.7% of the cases students have moved to a country in the European Union. The main destinations are the United Kingdom (with 14.1% of the total), Italy (12.7%), France (10.3%), and Germany (9.7%).

¹ All results of this survey refer to both the persons that have already completed their education, and those who are currently studying.

Persons aged 18 to 34 years who moved abroad during secondary education or higher education by country ogeographical area of destination (%)



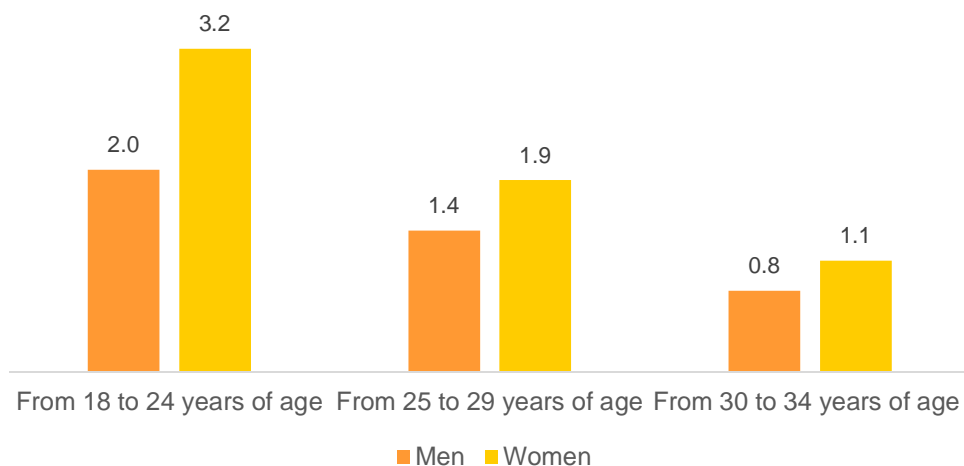
With regard to the duration of the stay abroad, in 62.0% of the cases, it has been over six months, in 26.8% between three and six months, and in 11.2% below three months.

International Mobility in Secondary Education

A total number of 149,100 persons aged 18 to 34 (1.7% of the total) have carried out part of their Secondary Education studies (ESO, Bachillerato, FP, etc.) abroad.

By sex and age, mobility percentages have increased as the persons' age decreases. And, in each age group, the percentage of women who have moved abroad is always higher than that of men.

Persons aged 18 to 34 years who moved during Secondary Education by sex and age group (%)



Cases of mobility to carry out Secondary Education studies within the European Union are 71.6% of the total. In turn, 18.5% have moved to the American continent.

Persons aged 18 to 34 years who moved abroad during Secondary Education by country or geographical area of destination

	Thousands of persons	%
Total European Union	106.8	71.6
United Kingdom	32.9	22.1
France	15.2	10.2
Italy	7.9	5.3
Germany	7.3	4.9
Other countries of the European Union	43.5	29.2
Other countries of Europe	7.2	4.8
America	27.6	18.5
Rest of the world	7.7	5.2

As regards duration, 61.7% of the stays abroad for reasons of Secondary Education studies has been over six months, 25.1% below three months, and 13.2% between three and six months.

International Mobility in Higher Education

In the Higher Education stage, 462,300 young persons aged 18 to 34 years (10.4% of the total) have carried out part of their studies abroad. By sex, international mobility of women (10.9%) is higher than that of men (9.8%).

By age, mobility in the 25-29 year old group (14.5%) surpassed that of the 30-34 year old group (9.4%).

The percentage of mobility in persons aged 18 to 24 years was 8.1%. Nevertheless, it is worth noting that a significant part of this collective is now starting their higher education studies, therefore the mobility abroad carried out during the rest of their education period is not counted.

Persons aged 18 to 34 years who moved abroad during higher education by sex and age group

	Men		Women	
	Thousands of persons	%	Thousands of persons	%
From 18 to 24 years of age	52.7	7.1	85.3	8.9
From 25 to 29 years of age	84.7	15.0	109.3	14.1
From 30 to 34 years of age	47.4	8.1	82.9	10.3

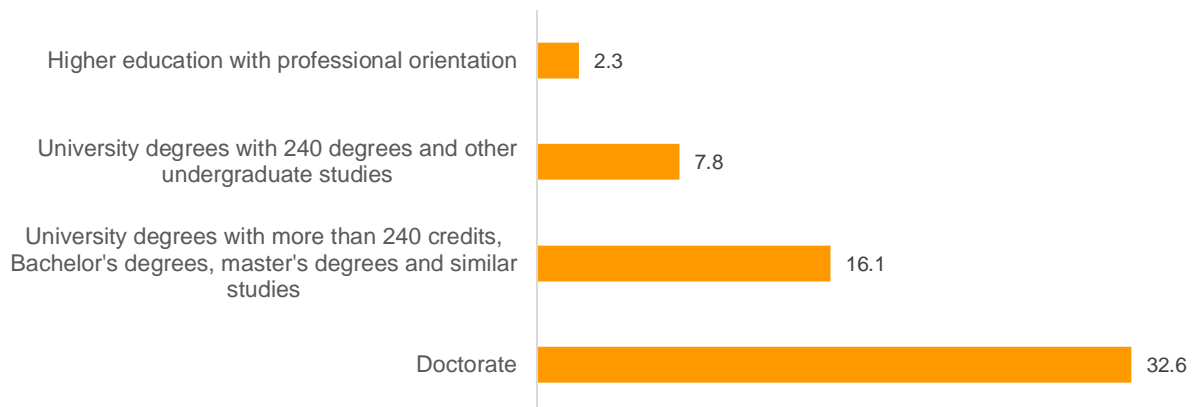
The main countries of destination in Higher Education are Italy (14.9% of the total), United Kingdom (13.6%) and Germany (10.8%).

Persons aged 18 to 34 years who moved abroad during high education by country or geographic area of destination

	Thousands of persons	%
European Union Total	394.9	85.5
Italy	68.7	14.9
United Kingdom	62.8	13.6
Alemania	49.9	10.8
France	47.1	10.2
Other countries of the European Union	166.4	36.0
Other countries of Europe	15.7	3.4
America	41.2	8.9
Rest of the world	10.5	2.3

Analysing the different education levels that constitute Higher Education according to CNED-2014², significant variations are observed in the international mobility percentages.

Persons aged 18 to 34 years who moved abroad to carry out higher education studies by education level (%)

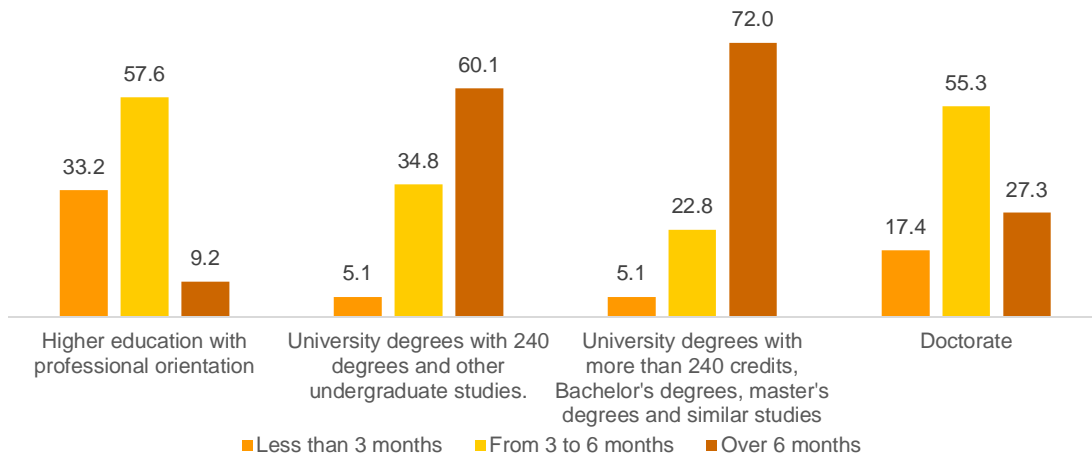


As regards the duration of the mobility in the Higher Education stage, in 61.7% of the cases it has surpassed six months, and in 31.1% it was from three to six months and in 7.2%, below three months.

The analysis by Higher Education levels recorded significant differences with regard to the percentages of duration in the stays abroad.

² National Classification of Education 2014

Persons aged 18 to 34 years who moved abroad to carry out higher education by duration of stay (%)

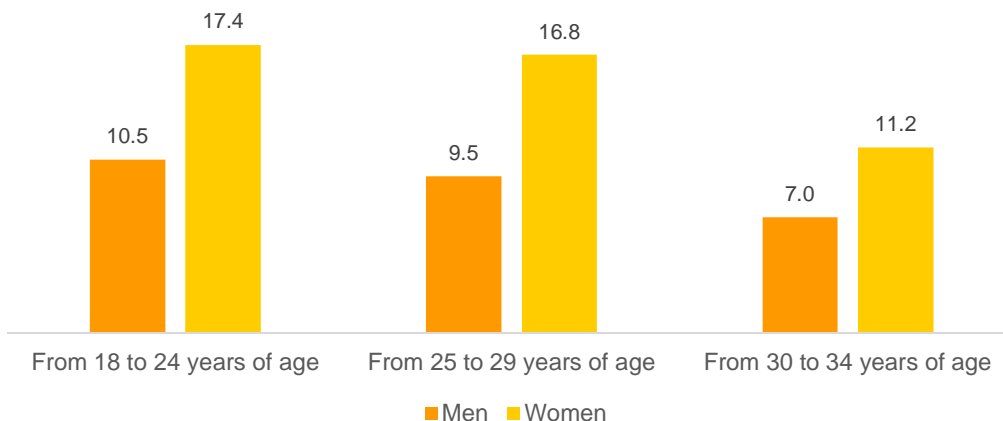


International Mobility in Language Courses

More than one million young persons (namely, 1,098,800 persons, 11.9% of the population aged 18 to 34 years) have moved abroad at least once to take language courses. Of these, 684,000 persons were women and 414,800; men.

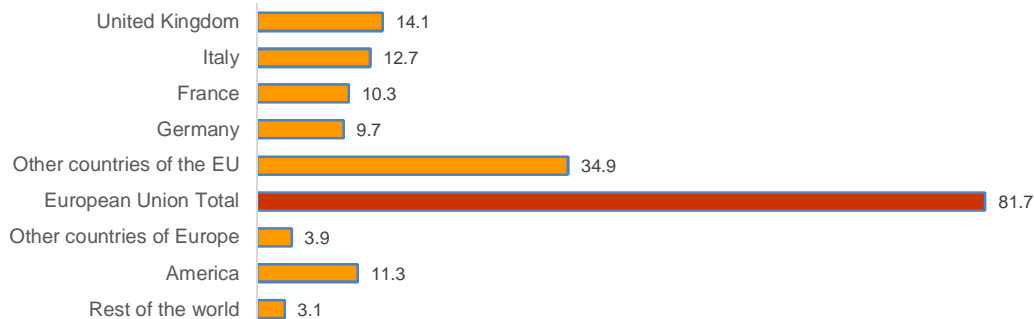
By age group, the international mobility percentages in language courses decreases as the age increases.

Persons aged 18 to 34 years who moved abroad to carry out language courses by sex and age group (%)



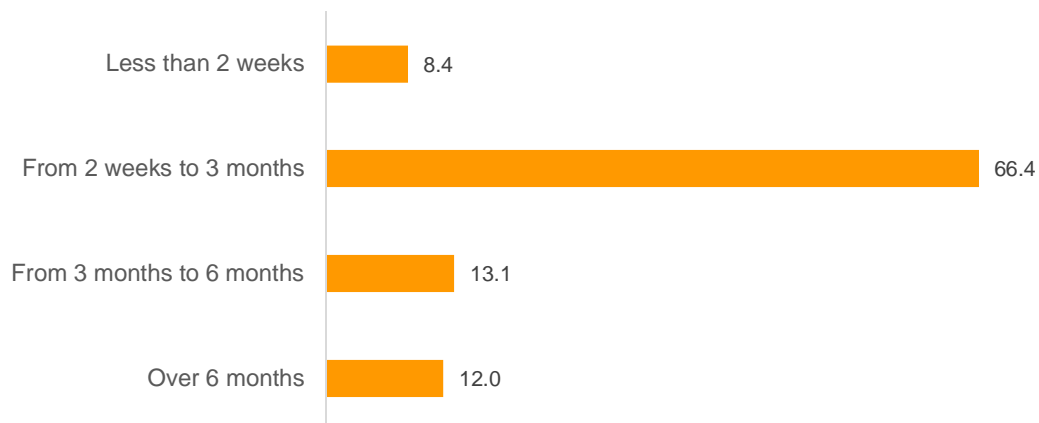
The main countries of destination to carry out language courses are the United Kingdom (47.1% of the total), Ireland (18.0%), and the United States (10.9%).

Persons aged 18 to 34 years who moved abroad during secondary education or higher education by country ogeographical area of destination (%)



In two out of three cases of mobility (66.5% of the total) duration of the stays abroad was higher than two weeks and lower than three months.

Persons aged 18 to 34 years who moved abroad to carry out any language course by duration of stay (%)



International Mobility in Volunteer Activities

A total number of 190,700 persons aged 18 to 34 years (2.1% of the total) have participated at least once in volunteer activities abroad. Of these, 112,800 were women (2.7% of the total), and 57,400; men (1.5%).

42.2% of the volunteer activities have taken place in the European Union, 27.1% in the American continent and 18.3% in Africa.

Persons aged 18 to 34 years who moved abroad to carry out volunteer activities by country or geographical area of destination

	Thousands of persons	%
European Union	80.9	42.4
Rest of Europe	7.6	4.0
America	51.6	27.0
Africa	34.9	18.3
Asia and Oceania	15.8	8.3

As regards the duration, more than half of the volunteer activities (52.4% of the total) lasted some time between two weeks and three months. In 18.8% of the cases the duration was from 3 to 6 months, in 17.2% below 2 weeks and in 11.6% of the cases, it was over 6 months.

International Mobility in Other Education Activities

4.4% of young persons aged 18 to 34 years old have at least once moved abroad to participate in seminars, workshops, workgroups and other similar education activities.

By sex, the percentage is 4.7% for the case of women and 4.1% for the case of men.

In 79.4% of the cases, the mobility abroad has taken place in the European Union.

Persons aged 18 to 34 years who moved abroad to carry out other educational activities by country or geographical area of destination

	Thousands of persons	%
Total European Union	322.1	79.4
United Kingdom	88.4	21.8
France	47.1	11.6
Italy	40.2	9.9
Germany	37.5	9.2
Other countries of the European Union	108.9	26.8
Other countries of Europe	9.8	2.4
America	58.5	14.4
Rest of the world	15.3	3.8

As regards the duration of the stay, in more than half of the mobility cases (59.0% of the total) it has been less than two weeks. In 25.6% of the cases, it was from 2 weeks to 3 months, in 8.5% it was from 3 to 6 months, and in 6.9% it was over 6 months.

Methodological Note

The Survey on International Mobility of Students is part of the European Union's pilot research project, whose main objective is to provide information about international mobility for reasons of studies, education or volunteer activities in the youth in every country.

The persons aged 18 to 34 years resident in Spain are the population under study in this survey.

The survey analyses international mobility in the different stages of formal education, from the first stage studies in Secondary Education to Doctoral studies. It also offers information about the mobility in activities such as language courses, volunteering programmes and other educational activities.

Each of the different education levels constitutes a specific scope of analysis for the purposes of this survey. Therefore, what has been researched are the potential cases of mobility abroad of each person in the different education levels reached throughout the education.

This survey has been conducted with a sample of approximately 19,000 persons, between 18 and 34 years of age.

Although the reference date is 2014, the time scope of the international mobility analysis comprises the whole study or training period of each person selected in the sample of the survey.

The main variable under study is the international mobility of the persons in each of the corresponding education levels, that is, whether the person has moved or not during each stage of his/her education period for reasons of studies. Country or place of destination and the duration of the stay are researched as complementary variables. In the specific case of more than one case of mobility within the same education level, for the purposes of the survey, the one with the longest duration has been taken into consideration. The sociodemographic variables analysed are sex and age group.

The survey has an occasional nature and no fixed periodicity. The results are disseminated nationwide.

For further information see **INEbase**— www.ine.es All press releases at: www.ine.es/prensa/prensa_en.htm

Press office: Telephone numbers: 91 583 93 63 / 94 08 – Fax: 91 583 90 87 - gprensa@ine.es

Information Area: Telephone number: 91 583 91 00 – Fax: 91 583 91 58 – www.ine.es/infoine
