

Hotel Tourism Short-Term Trends (HOS/HPI/IPHS) April 2024. Provisional data

Main results

- Overnight stays in hotel establishments fell by 3.2% in April compared to the same month in 2023.
- The Hotel Price Index rose by 4.0% in annual rate.
- Hotels invoiced an average of 110.2 euros per occupied room, 5.3% more than in the same month of the previous year.

More information

- [Tables annex](#) (includes information on Autonomous Communities, provinces, tourist areas and sites)
- [EOH, IPH and IRSH detailed monthly results](#)
- [Main indicators by accommodation type / Infographic: tourism indicators](#)

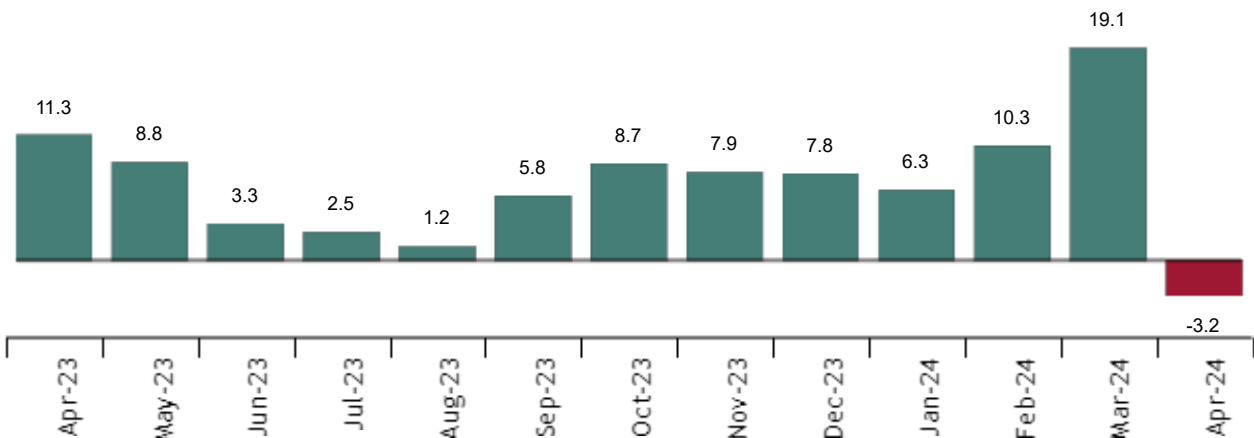
Overnight stays in hotel establishments decreased by 3.2% in April compared to the same month in 2023, and exceeded 27.1 million.

Those of travellers resident in Spain decreased by 17.1%, while those of non-residents increased by 5.4%.

Since Easter in 2024 was celebrated in March and in 2023 in April, it is appropriate to analyse the two months together. The report shows an increase in overnight stays by 6.2% compared to the same two-month period in 2023 (resident overnight stays decreased by 2.8%, while non-resident overnight stays increased by 11.9%).

Annual variation rate for overnight stay. April 2024¹

Percentage



¹Since Easter in 2024 was celebrated in March and in 2023 in April, it is appropriate to analyse the two months together.

During the first four months of 2024, overnight stays increased by 7.1% compared to the same period of the previous year. Those of travellers resident in Spain decreased by 1.1%, while those of non-residents increased by 12.2%.

Destinations

Andalusia, Cataluña and Comunidad Valenciana were the main destinations for travellers resident in Spain in April, with 21.4%, 13.4% and 12.7% of the total number of overnight stays, respectively.

The main destinations for non-residents were the Canarias, Cataluña and Illes Balears, with 27.4%, 18.0% and 16.9% of the total, respectively.

By tourist areas, Mallorca registered the highest number of overnight stays, with more than 3.1 million. On the other hand, the tourist destinations with the most overnight stays were Barcelona, Madrid and Palma de Mallorca.

Overnight stays according to the country of origin of travellers

Travellers from the United Kingdom and Germany accounted for 22.6% and 17.8%, respectively, of total non-resident overnight stays in April.

Overnight stays by travellers from France, the United States and Italy (the next largest source markets) accounted for 9.9%, 5.3% and 4.5% of the total, respectively.

Hotel occupancy

In April, 57.0% of the available bed-places were covered, with an annual decrease of 4.3%. The weekend occupancy rate by bed-places fell by 4.0% to 63.5%.

Canarias presented the highest occupancy rate by bedplaces during April (70.0%).

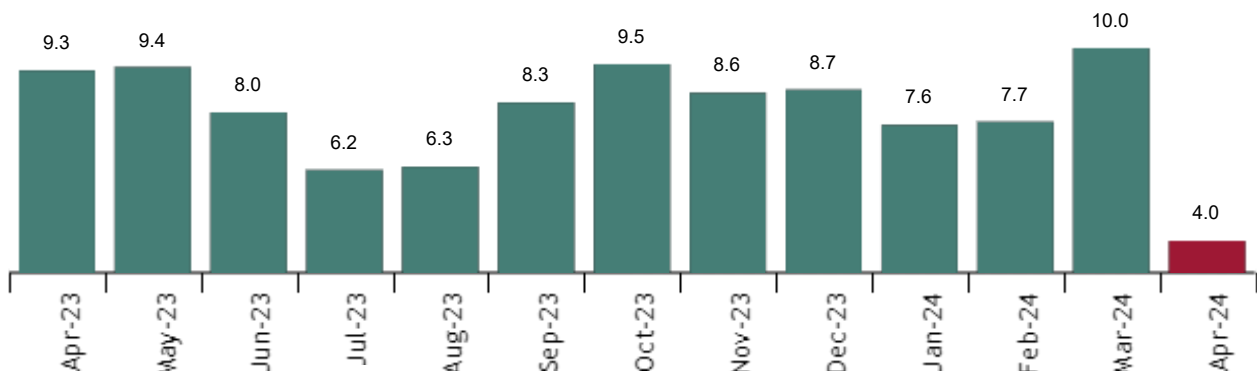
By tourist areas, Sur de Tenerife registered the highest occupancy rate by bed-places (74.8%). Palma Calvià had the highest weekend occupancy rate (76.8%).

The tourist area with the highest occupancy rate by bedplaces was Sóller (83.1%), which also had the highest weekend occupancy rate (87.0%).

Hotel Prices

The Hotel Price Index rose by 4.0% in April compared to the same month in 2023.

Hotel Price Index. April 2024
Annual variation rate. Percentage



By autonomous communities and cities, the highest increase was recorded in Comunidad de Madrid (13.0%). On the other hand, Principado de Asturias registered the largest decrease (-6.7%).

By categories, the highest price increase occurred in one gold star establishments (8.7%).

Hotel Sector Profitability

Current press release at: <https://www.ine.es/dyngs/Prensa/en/CTH0424.htm>

The average hotel turnover per occupied room (ADR) was 110.2 euros in April, an increase of 5.3% compared to the same month in 2023.

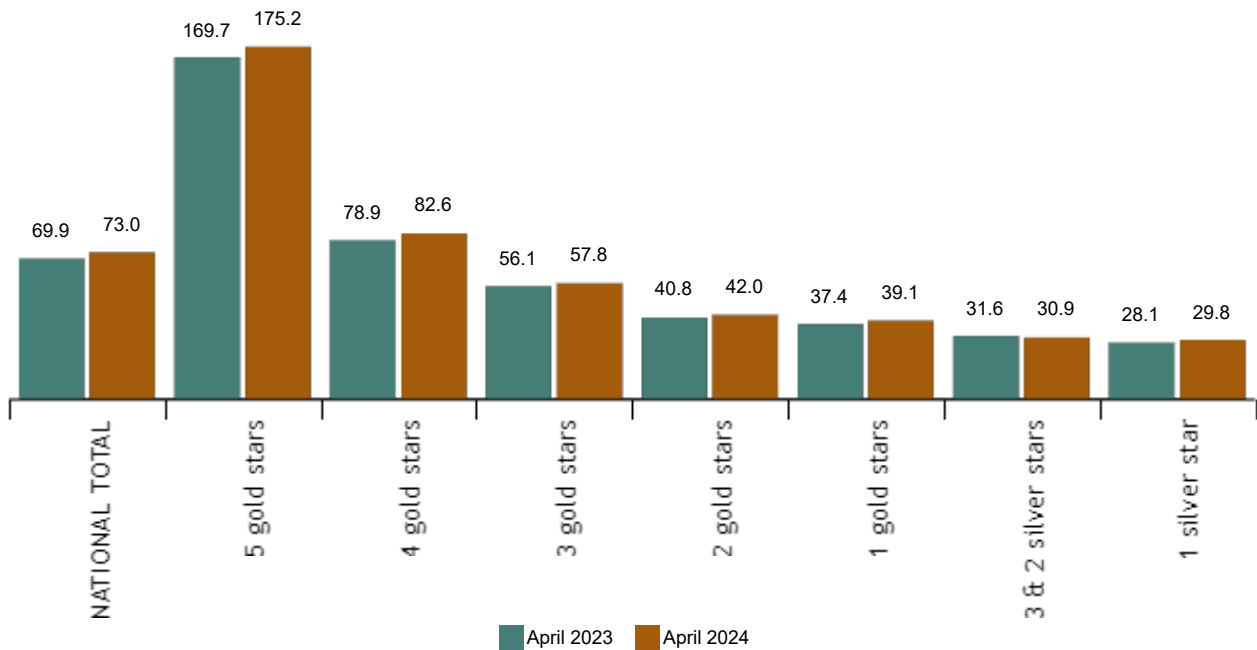
The average daily revenue per available room (RevPAR), which is conditioned by the occupancy of these establishments, reached 73.0 euros, an increase of 4.5%.

By category, the ADR was 264.4 euros for five-star hotels, 112.5 euros for four-star hotels and 84.8 euros for three-star hotels. RevPAR these same categories was 175.2, 82.6 and 57.8 euros, respectively.

The tourist destination with the highest ADR was Barcelona, with 190.8 euros. It also had the highest RevPar of 166.4 euros.

Average revenue per available room according to categories

Euros



Revisions and data updates

The INE has today updated the data for April 2023 of the Hotel Occupancy Survey, the Hotel Price Index and the Hotel Sector Profitability Indicators. All results of this operation are available on [INEBase](#).

Current press release at: <https://www.ine.es/dyngs/Prensa/en/CTH0424.htm>

Methodological note

The objective of the **Hotels Occupancy Survey (EOH)** is to ascertain a series of variables that make it possible to describe the fundamental characteristics of the hotel sector, both from the point of view of supply and demand.

The **Hotel Price Index (IPH)** is a statistical measure of the monthly evolution of prices applied to clients that hotel entrepreneurs apply to their customers.

The objective of the **Indicators of Profitability of the Hotel Sector (IRSH)** is to facilitate decision-making in the hotel sector. These are the *Average Daily Rate (ADR)*, which collects the average daily income per occupied room, and the *Revenue per Available Room (RevPAR)*, which collects the average daily revenue per available room.

Type of operation: monthly continuous survey.

Population scope: all hotel establishments.

Geographical scope: the entire national territory.

Reference period of the results: one month.

Reference period of the information: seven consecutive days of each month, chosen randomly in such a way that between all the establishments they cover the whole month.

Sample design: stratified sampling by province and establishment category, with 4 and 5-gold star categories being exhaustive.


Sample size: approximately 9,250 establishments in winter and 11,200 in summer.

Collection method: questionnaire filled in directly by the hotel establishment.

For additional information, you can access the methodologies (**EOH**, **IPH** and **IRSH**) and the standard methodological reports (**EOH**, **IPH** and **IRSH**).

INE statistics are produced in accordance with the Code of Good Practice for European Statistics. More information in [Quality at INE and Code of Best Practices](#).

For further information see **INEbase**

Official INE account on  [@es_ine](#)

All press releases at: www.ine.es/en/prensa/prensa_en.htm

 Press office: (+34) 91 583 93 63 / 94 08 – gprensa@ine.es

 Information area: (+34) 91 583 91 00 – www.ine.es/infoine/?L=1