

Short-Term Stock and Inventory Survey (STIS) First Quarter 2026. Provisional data

Main results

- The annual rate of the index for inventory levels of goods in the Trade sector stood at 3.9% in the first quarter.
- Within the quarter, the month of March recorded the highest annual growth rate, with 4.1%.

More information

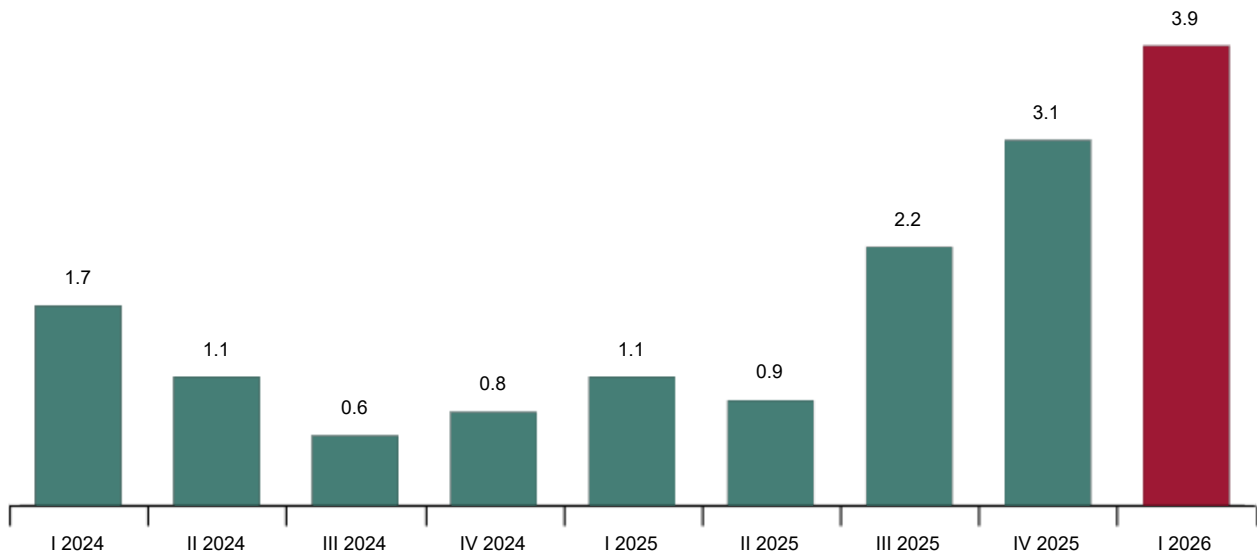
- [Tables annex](#)
- [Detailed results \(monthly and quarterly\)](#)

Quarterly evolution of inventory levels in the Trade sector

The general index of inventory levels of goods in the Trade sector registered an annual variation of 3.9% in the first quarter of 2026. This rate was eight tenths higher than that recorded for the fourth quarter of 2025.

General index of inventory levels in the Trade sector

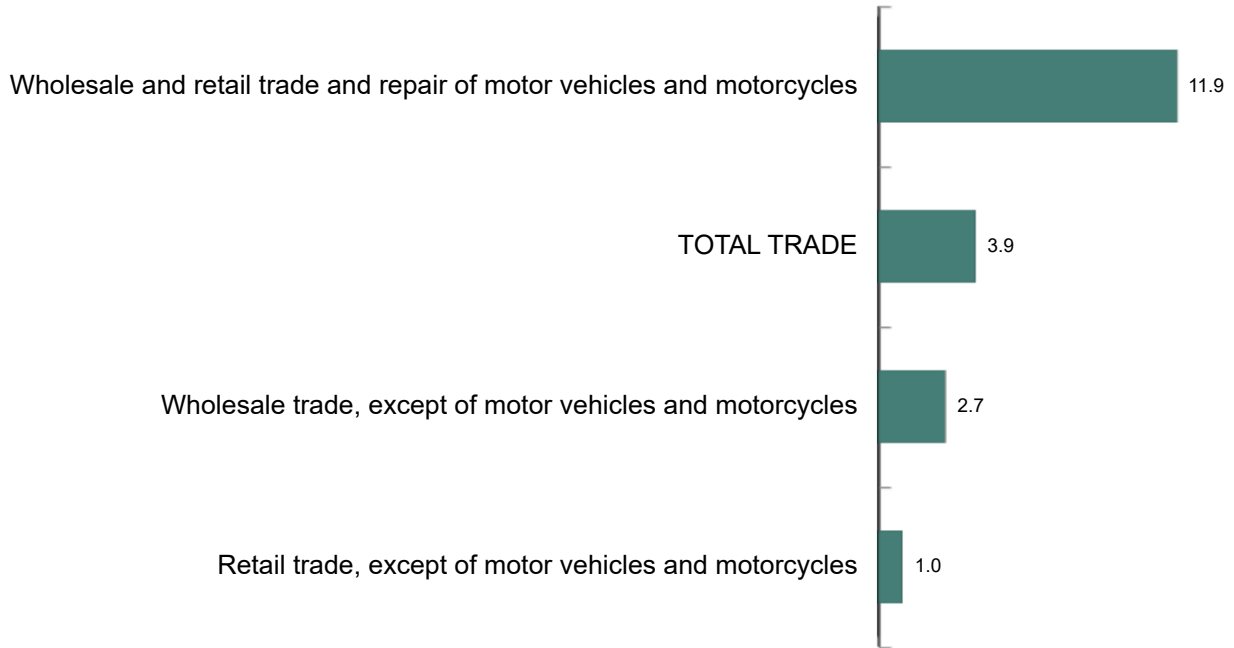
Annual rate. Percentage



All the sectors showed positive annual rates. *Wholesale and retail trade and repair of motor vehicles and motorcycles* recorded the highest increase (11.9%).

Indices of inventory levels of goods in the Trade sector. I quarter 2026

General and by activity sector. Annual rate. Percentage



Monthly evolution of inventory levels in the Trade sector

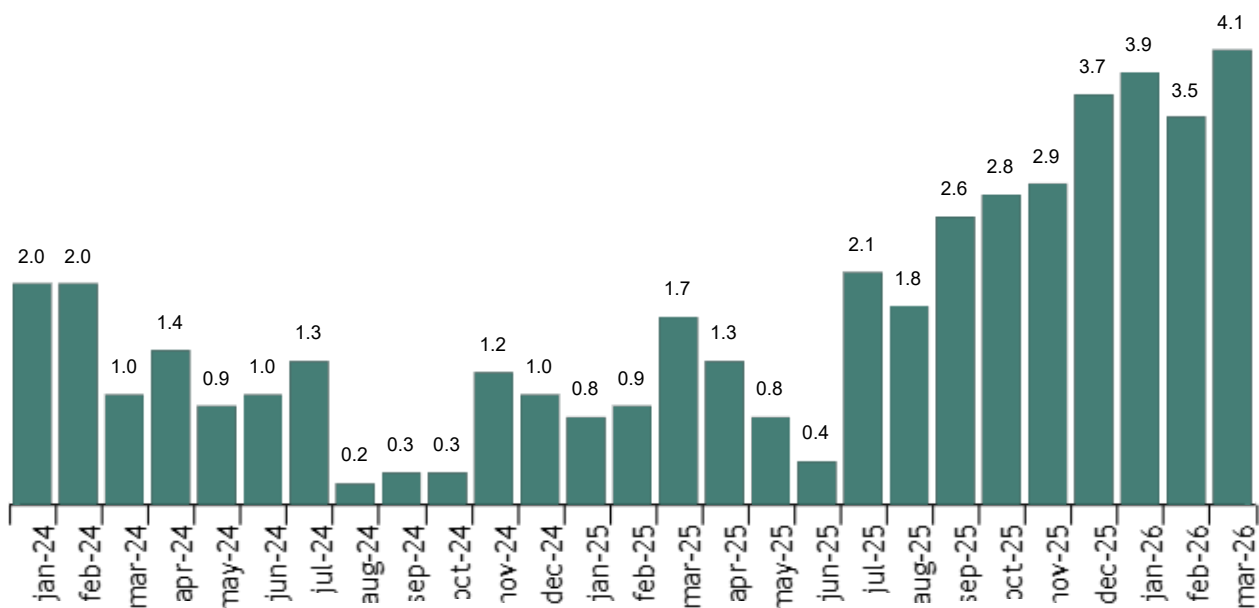
The general index of inventory levels of goods in the Trade sector registered an annual rate of 3.9% in January 2026. This rate was two tenths higher than that registered in December.

In February the annual rate was 3.5%, four tenths lower than that recorded in January.

Finally, in March the annual rate was 4.1%, six tenths more than that of February.

General index of inventory levels in the Trade sector

Annual rate. Percentage



Current press release at: <https://www.ine.es/dyngs/Prensa/en/ECSE1T26.htm>

Almost all sectors recorded positive year-on-year growth in January, February and March. The exception was *Retail trade, except of motor vehicles and motorcycles*, which fell by 0.1% in February.

Indices of inventory levels in the Trade sector by activity sector

Annual and year-to-date average rates. Percentage



| | Wholesale and retail trade and repair of motor vehicles and motorcycles | | Wholesale trade, except of motor vehicles and motorcycles | | Retail trade, except of motor vehicles and motorcycles | |
|----------------------|---|----------------------|---|----------------------|--|----------------------|
| | Annual | Year-to-date average | Annual | Year-to-date average | Annual | Year-to-date average |
| 2025 January | 8.0 | 8.0 | -0.6 | -0.6 | -0.7 | -0.7 |
| February | 5.7 | 6.8 | -0.2 | -0.4 | 0.2 | -0.2 |
| March | 4.2 | 5.9 | 1.1 | 0.1 | 1.2 | 0.2 |
| April | 5.8 | 5.9 | 1.0 | 0.3 | -0.7 | 0.0 |
| May | 7.6 | 6.2 | 0.2 | 0.3 | -2.0 | -0.4 |
| June | 5.9 | 6.2 | -0.3 | 0.2 | -1.5 | -0.6 |
| July | 6.3 | 6.2 | 1.9 | 0.4 | 0.0 | -0.5 |
| August | 3.7 | 5.9 | 2.2 | 0.7 | -0.1 | -0.5 |
| September | 6.7 | 6.0 | 2.2 | 0.8 | 0.9 | -0.3 |
| October | 6.7 | 6.1 | 1.9 | 1.0 | 2.0 | -0.1 |
| November | 8.9 | 6.3 | 1.8 | 1.0 | 1.5 | 0.1 |
| December | 9.3 | 6.6 | 2.2 | 1.1 | 3.1 | 0.3 |
| January | 11.5 | 11.5 | 3.0 | 3.0 | 1.0 | 1.0 |
| 2026 February | 12.4 | 12.0 | 2.5 | 2.8 | -0.1 | 0.4 |
| March | 11.9 | 11.9 | 2.6 | 2.7 | 2.0 | 1.0 |

Data revisions and updates

Today INE updated the ECSE data for the last five months. All results of this operation are available on [INEbase](#).

Current press release at: <https://www.ine.es/dyngs/Prensa/en/ECSE1T26.htm>

Methodological note

The main aim of the Short-Term Stock and Inventory Survey (ST SIS) is to provide the information required to obtain an indicator that measures the short-term evolution of the value of the inventory levels in trade and industry.

Currently, the evolution of the inventory levels is only published in the trade section, for which an index of the value of the goods at the end of the month is calculated. The indices are published on a quarterly basis, although quarterly and monthly series are available. The publication begins with the indices of the inventory levels in trade corresponding to January 2013.

Type of survey: continuous quarterly survey.

Base year: 2021.

Population scope: economic units whose main activity, classified in accordance with the CNAE-2009, is included in Section G: Wholesale and retail trade; repair of motor vehicles and motorcycles, except for group 46.1: Wholesale on a fee or contract basis.

Geographic scope: the entire national territory, except for Ceuta and Melilla; for statistical units whose main activity corresponds to division 47 of the CNAE-2009: Retail trade, except for motor vehicles and motorcycles, also includes these autonomous cities.

Sample size: approximately 4,900 companies from the ICM sample and 3,800 from the IASS sample.


Type of sampling: stratified random sampling in ICM and IASS companies.

Collection method: internet (IRIA system), e-mail, fax, telephone or postal mail.

More information on the [methodology](#) and the [standardised methodological report](#).

INE statistics are produced in accordance with the Code of Good Practice for European Statistics. More information on [Quality at INE](#) and [Code of Best Practices](#).

For further information see [INEbase](#)

Official INE account on  [@es_ine](#)

All press releases at: www.ine.es/en/prensa/prensa_en.htm

 Press office: (+34) 91 583 93 63 / (+34) 661 944 540 / (+34) 678 168 837 – gprensa@ine.es

 Information area: (+34) 91 583 91 00 – www.ine.es/infoine/?L=1