

Non-hotel Tourist Accommodation Occupancy Survey January 2024. Provisional data

Main results

- Overnight stays in non-hotel tourist accommodation increased by 5.0% in January compared to the same month in 2023.
- Overnight stays in tourist accommodation increased by 4.2%, those on campsites by 6.5% and those in hostels by 25.4%. Those related to rural tourism fell by 7.3%.

More information

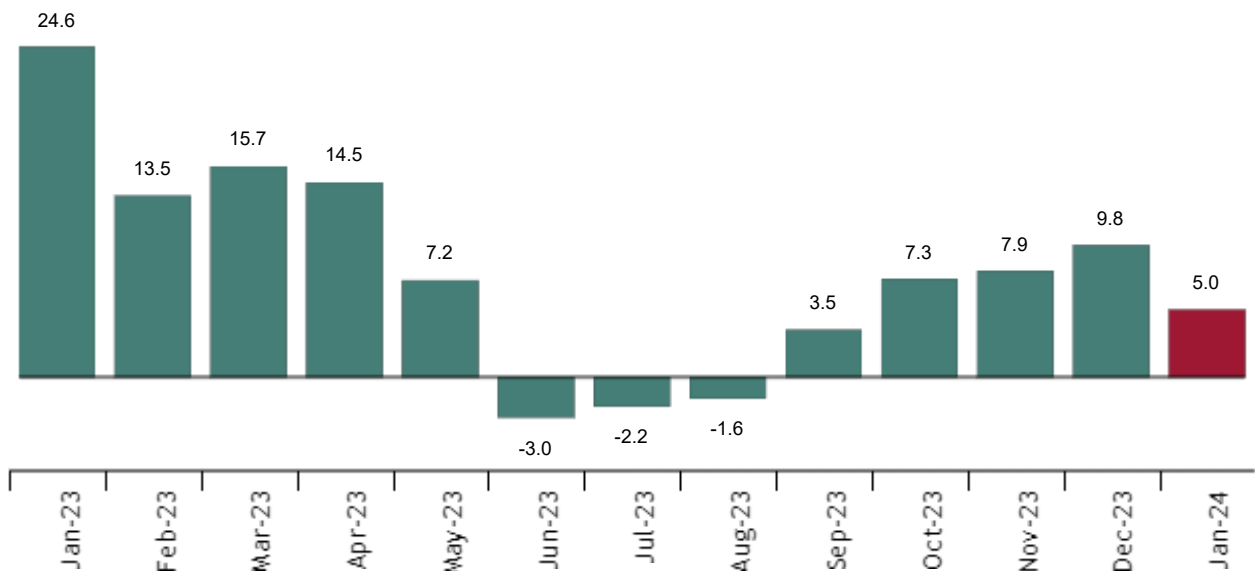
- [Tables annex](#) (includes information on Autonomous Communities, provinces, tourist areas and sites)
- Detailed results of [apartments](#), [campsites](#), [rural tourism](#) and [hostels](#)
- [Main indicators by accommodation type / Infographic: tourism indicators](#)
- Price indices of [apartments](#), [campsites](#) and [rural tourism](#)

Overnight stays in non-hotel tourist accommodation (apartments, campsites, rural tourism accommodation and hostels) exceeded 6.2 million in January, with an increase of 5.0% compared to the same month last year. Overnight stays of residents decreased by 1.4%, while those of non-residents rose by 7.3%.

The average stay was 5.3 overnight stays per traveller.

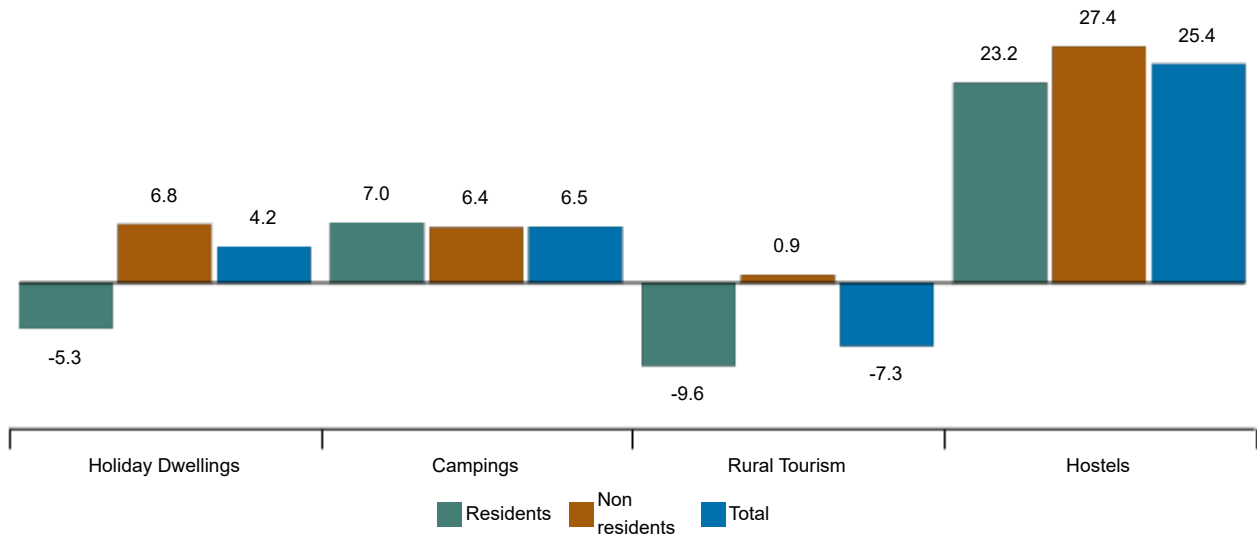
Annual variation rate for overnight stay. January 2024

Percentage



Annual variation rates for overnight stays in non-hotel tourist accommodation. January 2024

Percentage



Apartments

Overnight stays in tourist apartments increased by 4.2% in January. Those of residents decreased by 5.3%, while those of non-residents rose by 6.8%.

The average stay increased by 2.4% to 6.1 overnight stays per traveller.

In January, 31.4% of the places offered were occupied, 1.7% fewer than in 2023. The weekend occupancy rate by bed-places stood at 33.2%, a decrease of 1.9%.

Non-residents accounted for 79.9% of overnight stays. The United Kingdom was the main market of origin, with 28.8% of the total.

Canarias was the preferred destination for apartments, with more than 2.3 million overnight stays and an increase of 2.3% compared to January 2023. It also recorded the highest occupancy rate, with 85.6% of the apartments offered.

By tourist areas, Isla de Tenerife was the preferred destination, with 791 thousand overnight stays. Isla de Lanzarote presented the highest occupancy rate for apartments, 59.6%. The tourist spots with the highest number of overnight stays were San Bartolomé de Tirajana, Arona and Mogán.

Campsites

Overnight stays at campsites increased by 6.5% in January compared to the same month in 2023. Resident overnight stays grew by 7.0%, and those of non-residents by 6.4%.

In January, 45.6% of the available sites were occupied, an annual increase of 2.4%. The weekend occupancy rate reached 45.6%, an increase of 1.8%. Non-residents accounted for 78.9% of overnight stays. Germany was the main market of origin, with 39.4% of the total.

Comunitat Valenciana was the preferred destination for campsites, with more than 733 million overnight stays, an increase of 7.7% in the annual rate. It also achieved the highest occupancy rate, with 69.5% of campsites offered.

Current press release at: www.ine.es/dyngs/Prensa/en/EOAT0124.htm

By tourist areas, the Costa Blanca (Alicante) was the preferred destination, with more than 362 thousand overnight stays. This region also had the highest occupancy rate, with 85.4%. The tourist spots with the most overnight stays were Benidorm, Cartagena and Cabanes.

Rural tourism accommodation

Overnight stays in rural tourism accommodation fell by 7.3% in January. Those of residents decreased by 9.6%, while those of non-residents increased by 0.9%.

9.0% of the bed-places are occupied, 7.1% fewer than in January 2023. The weekend occupancy rate stood at 18.5%, down 4.8%.

Castilla y León was the preferred destination, with more than 61,000 overnight stays, 5.2% more than in January 2023. Canarias achieved the highest occupancy rate, with 45.7%.

By tourist areas, the island of Tenerife was the preferred destination, with 17,875 overnight stays. Isla de Lanzarote recorded the highest occupancy rate, with 60.3% of the bed-places offered.

Hostels

Overnight stays in hostels recorded an annual increase of 25.4% in January. Resident overnight stays increased by 23.2% and non-resident overnight stays by 27.4%.

22.6% of the places were occupied, 14.4% more than in January 2023. The weekend occupancy rate reached 29.3%, an increase of 21.7%.

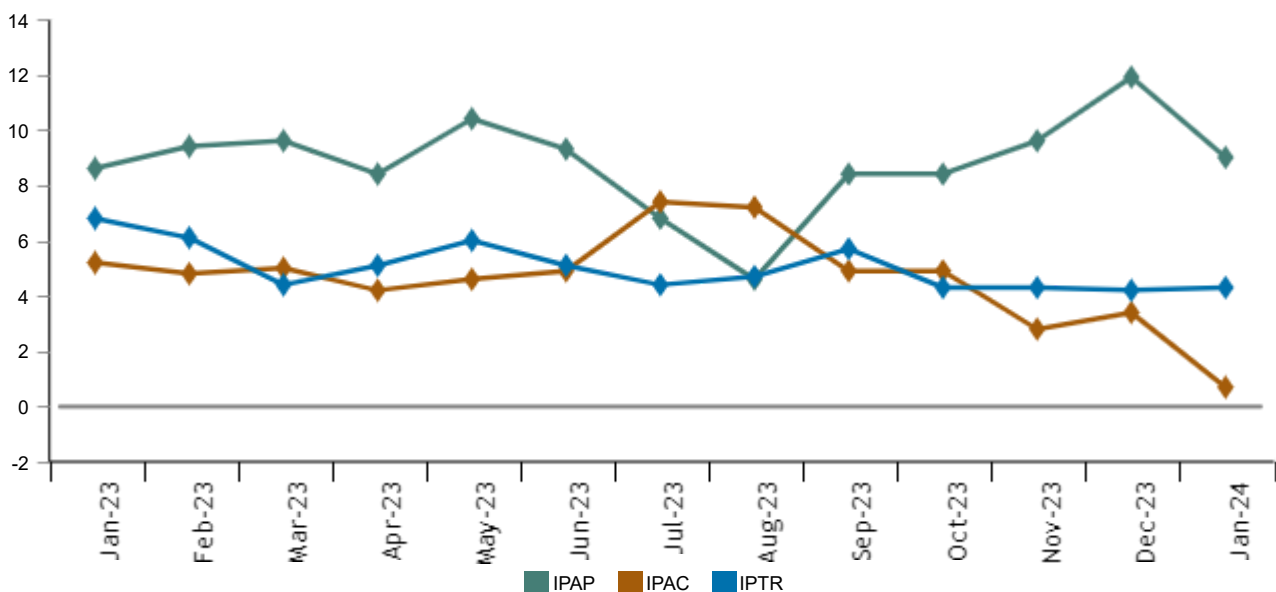
Comunidad de Madrid was the preferred destination, with more than 108 thousand overnight stays. Canarias achieved the highest occupancy rate, with 64.3% of the bed-places offered.

Price indices

The Tourist Apartment Price Index (IPAP) rose by 9.0% in January compared to the same month in 2023. The Tourist Campsite Price Index (TCPI) increased by 0.7% and the Rural Tourism Index (RTAPI) increased by 4.3%.

Price index. Annual variation rates. January 2024

Percentage



Current press release at: www.ine.es/dyngs/Prensa/en/EOAT0124.htm

Reviews and data updates

The data of this press release are provisional and will be reviewed when the data for the same period next year are published. All of the results of these operations are available at:

[Holiday Dwelling Occupancy Survey](#), [Campsite Occupancy Survey](#), [Rural Tourism Accommodation Occupancy Survey](#), [Hostels Occupancy Survey](#), [Holiday Dwelling Price Index](#), [Campsite Price Index](#) and [Rural Tourism Accommodation Price Index](#).

Methodological note

The **Holiday Dwelling Occupancy Survey** makes it possible to ascertain a series of variables of this type of accommodation within the tourist sector, from the point of view of both supply and demand.

The **Holiday Dwelling Price Index** measures the monthly evolution of the prices offered by these establishments to their clients.

More information on the [methodology](#) and the [standardised methodological report](#).

The **Campsite Occupancy Survey** makes it possible to ascertain a series of variables of this type of accommodation within the tourist sector, from the point of view of both supply and demand.

The **Campsite Price Index** measures the monthly evolution of the prices offered by these establishments to their clients.

More information on the [methodology](#) and the [standardised methodological report](#).

The **Rural Tourism Accommodation Occupancy Survey** makes it possible to ascertain a series of variables of this type of accommodation within the tourist sector, from the point of view of both supply and demand.

The **Rural Tourism Accommodation Price Index** measures the monthly evolution of the prices offered by these establishments to their clients.

More information on the [methodology](#) and the [standardised methodological report](#).

The **Hostels Occupancy Survey** makes it possible to ascertain a series of variables of this type of accommodation within the tourist sector, from the point of view of both supply and demand.

More information on the [methodology](#) and the [standardised methodological report](#).

INE statistics are produced in accordance with the Code of Good Practice for European Statistics. More information on [Quality at INE](#) and [Code of Best Practices](#)

For further information see [INE base](#)

Official INE account on [X](#) @es_ine

All press releases at: www.ine.es/en/prensa/prensa_en.htm

 Press office: (+34) 91 583 93 63 / 94 08 – gprensa@ine.es

 Information area: (+34) 91 583 91 00 – www.ine.es/infoine/?L=1