

Non-hotel Tourist Accommodation Occupancy Survey April 2024. Provisional data

Main results

- Overnight stays in non-hotel tourist accommodation decreased by 17.2% in April compared to the same month in 2023.
- Overnight stays in tourist accommodation decreased by 10.7%, those on campsites by 25.5%, rural tourism by 29.7% and those in hostels by 0.5%.

More information

- [Tables annex](#) (includes information on Autonomous Communities, provinces, tourist areas and sites).
- Detailed results of [apartments](#), [campsites](#), [rural tourism](#) and [hostels](#).
- [Main indicators by accommodation type / Infographic: tourism indicators](#).
- Price indices of [apartments](#), [campsites](#) and [rural tourism](#).

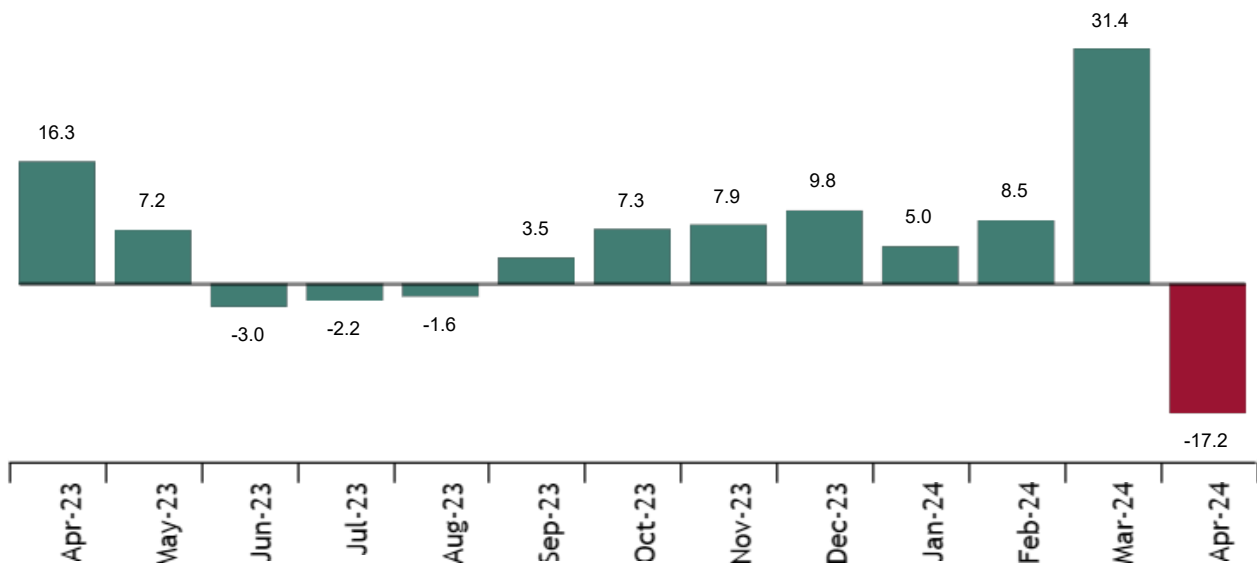
Overnight stays in non-hotel tourist accommodation (apartments, campsites, rural tourism accommodation and hostels) exceeded 9.0 million in April, with a 17.2% decrease compared to the same month last year. Overnight stays of residents decreased by 38.5%, while those of non-residents rose by 4.2%.

The average stay was 3.7 overnight stays per traveller.

Since Easter in 2024 was celebrated in March and in 2023 in April, it is appropriate to analyse the two months together. The report shows an increase in overnight stays of 1.9% compared to the same two-month period in 2023 (resident overnight stays decreased by 7.1%, while non-resident overnight stays increased by 9.0%).

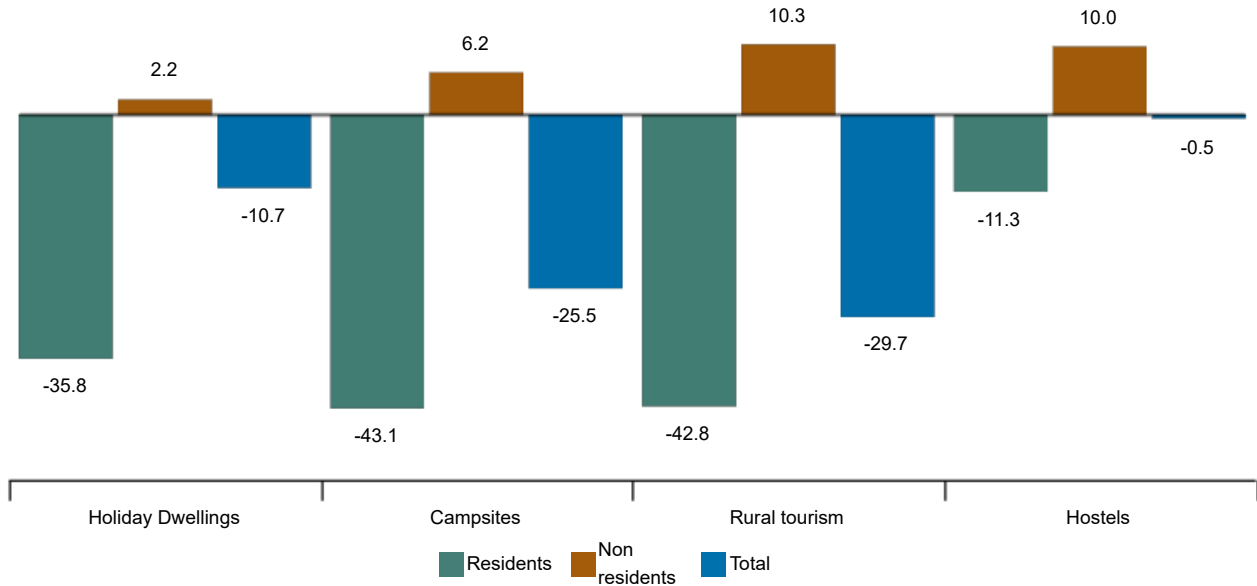
Annual variation rate for overnight stay. April 2024

Percentage



Annual variation rates for overnight stays in non-hotel tourist accommodation. April 2024

Percentage



Apartments

Overnight stays in tourist apartments decreased by 10.7% in April. Overnight stays of residents decreased by 35.8%, while those of non-residents rose by 2.2%.

The average stay increased by 4.7% to 4.7 overnight stays per traveller.

In April, 31.7% of the places offered were occupied, 4.7% fewer than in 2023. The occupancy rate by places on weekends was 35.5%, 6.3% less than in 2023.

Non-resident travellers accounted for 75.5% of overnight stays. The United Kingdom was the main market of origin, with 34.7% of the total.

Canarias was the preferred destination for apartments, with more than 1.9 million overnight stays and a decrease of 2.0% compared to April 2023. Comunidad de Madrid had the highest occupancy rate, with 79.0% of the flats on offer.

By tourist areas, Isla de Tenerife was the preferred destination, with over 701 thousand overnight stays. Costa de Barcelona had the highest occupancy rate for flats, 86.3%. The tourist sites with the highest number of overnight stays were Arona, San Bartolomé de Tirajana and Tías.

Campsites

Overnight stays in campsites decreased by 25.5% in April compared to the same month in 2023. Overnight stays of residents decreased by 43.1%, while those of non-residents rose by 6.2%.

In April, 36.3% of the plots on offer were occupied, 8.0% less than in 2023. The weekend occupancy rate reached 37.9%, a decrease of 10.9%. Non-resident travellers accounted for 49.0% of overnight stays. Germany was the main market of origin, with 25.9% of the total.

Cataluña was the preferred destination in campsites, with more than 1.1 million overnight stays, and a decrease of 26.8% in annual rate. Comunitat Valenciana reached the highest occupancy rate, with 58.6% of

Current press release at: <https://www.ine.es/dyngs/Prensa/en/EOAT0424.htm>

the plots on offer.

By tourist areas, the Costa Blanca (Alicante) was the preferred destination, with more than 399 thousand overnight stays. This region also had the highest occupancy rate, with 72.0%. The tourist sites with the highest number of overnight stays were Benidorm, Mont-Roig del Camp and Tarragona.

Rural tourism accommodation

Overnight stays in rural tourism accommodation decreased by 29.7% in April. Those of residents decreased by 42.8%, while those of non-residents increased by 10.3%.

15.9% of the bedplaces were occupied, 30.2% less than in April 2023. The weekend occupancy rate stood at 30.3%, down 20.0%.

Illes Balears was the preferred destination, with more than 139,000 overnight stays, 9.6% more than in April 2023. This region also had the highest occupancy rate, with 46.4%.

By tourist areas, Isla de Mallorca was the preferred destination, with over 115 thousand overnight stays. It was also the area with the highest occupancy rate, with 47.3% of the places offered.

Hostels

Overnight stays in hostels recorded an annual decrease of 0.5% in April. Those of residents decreased by 11.3%, while those of non-residents increased by 10.0%.

33.5% of the bedplaces were occupied, 3.6% less than in April 2023. The weekend occupancy rate decreased by 7.4% to 38.1%.

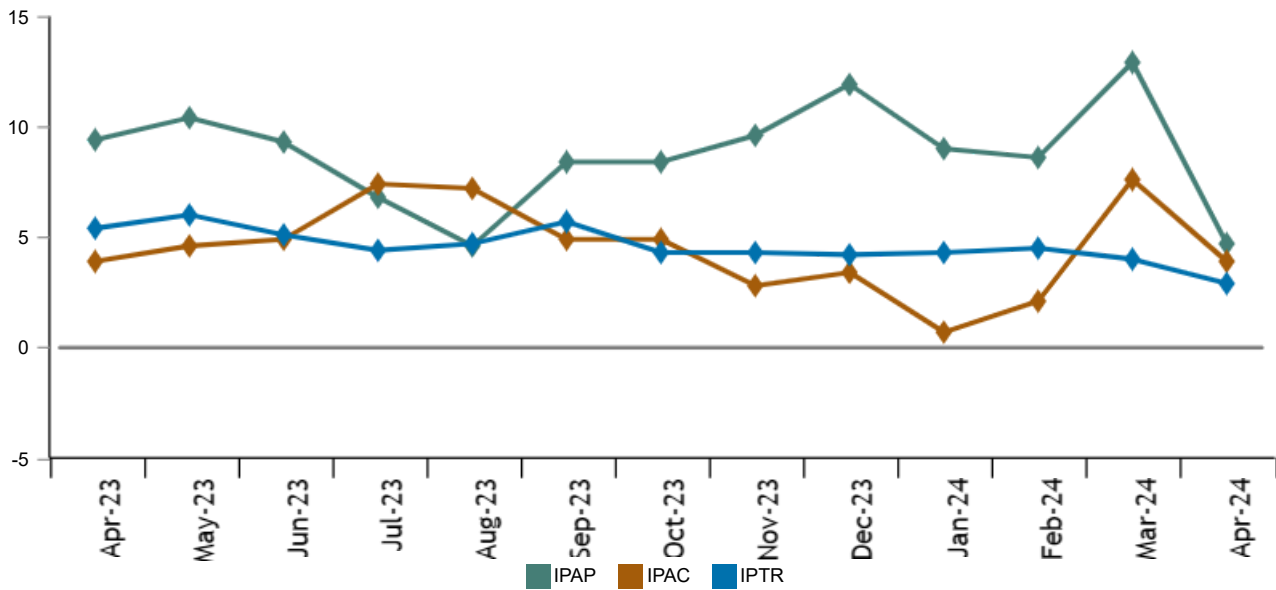
Comunidad de Madrid was the preferred destination, with more than 118 thousand overnight stays. This community also achieved the highest occupancy rate, with 78.7% of the places offered.

Price indices

The Tourist Flat Price Index (APPI) rose by 4.7% in April compared to the same month in 2023. The Campsite Price Index (CPI) increased by 3.9% and the Rural Tourism Price Index (RTPI) by 2.9%.

Price index. Annual variation rates. April 2024

Percentage



Revisions and data updates

The data of this press release are provisional and will be reviewed when the data for the same period next year are published. All of the results of these operations are available at: [Holiday Dwelling Occupancy Survey](#), [Campsite Occupancy Survey](#), [Rural Tourism Accommodation Occupancy Survey](#), [Hostels Occupancy Survey](#), [Holiday Dwelling Price Index](#), [Campsite Price Index](#) and [Rural Tourism Accommodation Price Index](#).

Methodological note

The **Holiday Dwelling Occupancy Survey** makes it possible to ascertain a series of variables of this type of accommodation within the tourist sector, from the point of view of both supply and demand.

The **Holiday Dwelling Price Index** measures the monthly evolution of the prices offered by these establishments to their clients.

More information on the [methodology](#) and the [standardised methodological report](#).

The **Campsite Occupancy Survey** makes it possible to ascertain a series of variables of this type of accommodation within the tourist sector, from the point of view of both supply and demand.

The **Campsite Price Index** measures the monthly evolution of the prices offered by these establishments to their clients.

More information on the [methodology](#) and the [standardised methodological report](#).

The **Rural Tourism Accommodation Occupancy Survey** makes it possible to ascertain a series of variables of this type of accommodation within the tourist sector, from the point of view of both supply and demand.

The **Rural Tourism Accommodation Price Index** measures the monthly evolution of the prices offered by these establishments to their clients.

More information on the [methodology](#) and the [standardised methodological report](#).


Current press release at: <https://www.ine.es/dyngs/Prensa/en/EOAT0424.htm>

The **Hostels Occupancy Survey** makes it possible to ascertain a series of variables of this type of accommodation within the tourist sector, from the point of view of both supply and demand.

More information on the [methodology](#) and the [standardised methodological report](#).

INE statistics are produced in accordance with the Code of Good Practice for European Statistics. More information on [Quality at INE](#) and [Code of Best Practices](#)

For further information see [INEbase](#)

Official INE account on  [@es_ine](#)

All press releases at: www.ine.es/en/prensa/prensa_en.htm

 Press office: (+34) 91 583 93 63 / 94 08 – gprensa@ine.es

 Information area: (+34) 91 583 91 00 – www.ine.es/infoine/?L=1