

Non-hotel Tourist Accommodation Occupancy Survey August 2024. Provisional data

Main results

- Overnight stays in non-hotel tourist accommodation increased by 1.5% in August compared with the same month in 2023.
- Overnight stays in apartments increased by 2.0%, those on campsites by 1.8% and those in hostels by 0.7%. Those related to rural tourism fell by 1.4%.

More information

- [Tables annex](#) (includes information on Autonomous Communities, provinces, tourist areas and sites)
- [Detailed results of apartments, campsites, rural tourism and hostels](#)
- [Main indicators by accommodation type / Infographic: tourism indicators](#)
- [Price indices of apartments, campsites and rural tourism](#)

Overnight stays in non-hotel tourist accommodation (apartments, campsites, rural tourism accommodation and hostels) exceeded 26.1 million in August, with an increase of 1.5% compared with the same month last year.

Overnight stays of residents decreased by 1.2%, while those of non-residents increased by 5.1%.

The average stay was 4.8 overnight stays per traveller.

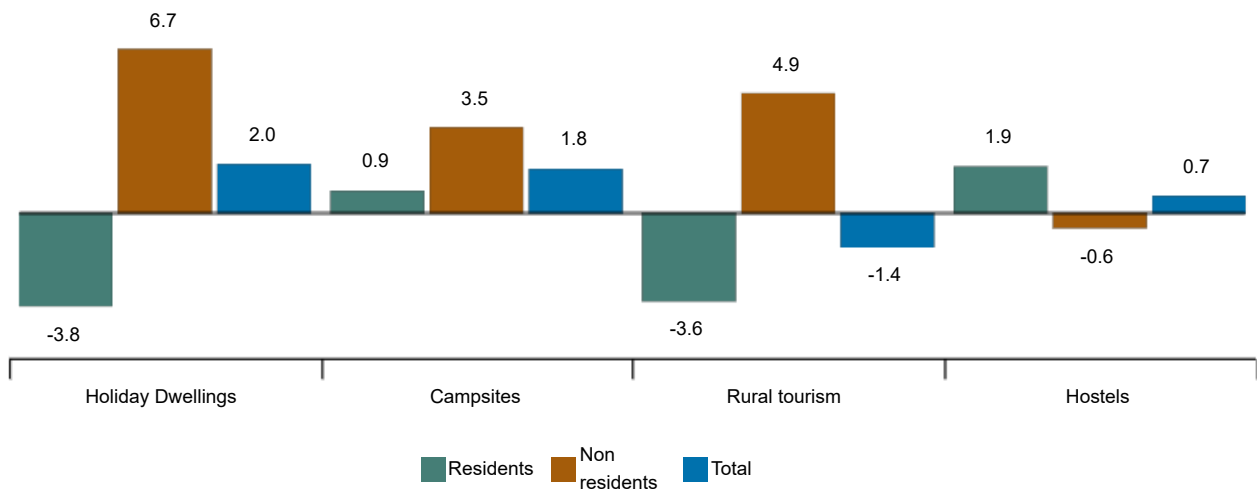
Annual variation rate of overnight stays in extra-hotel tourist accommodation

Percentage



Annual variation rates of overnight stays in non-hotel tourist accommodations

Percentage



Apartments

Overnight stays in tourist apartments increased by 2.0% in August. Those of residents decreased by 3.8%, while those of non-residents increased by 6.7%.

The average stay decreased by 2.5% to 5.7 overnight stays per traveller.

In August, 57.2% of the places offered were occupied, 5.1% more than in the same month in 2023. The occupancy rate by bed places at weekends was 57.0%, down by 0.1%.

Non-resident travellers accounted for 58.3% of overnight stays. The United Kingdom was the main market of origin, with 32.0% of the total.

Comunitat Valenciana was the preferred destination in holiday apartments, with more than 2.5 million overnight stays, and a decrease of 2.6% as compared with August 2023. Illes Balears had the highest occupancy, with 90.0% of the apartments offered.

By tourist areas, the Costa Blanca was the preferred destination, with more than 1.5 million overnight stays. Isla de Menorca presented the highest occupancy rate for apartments: 91.7%. The tourist sites with the greatest number of overnight stays were San Bartolomé de Tirajana, Arona and Tías.

Campsites

Overnight stays in campsites increased by 1.8% in August compared with the same month in 2023. Stays by residents increased by 0.9% and those of non-residents by 3.5%.

In August, 61.4% of the plots on offer were occupied, an increase of 2.0% in terms of the annual rate. The weekend occupancy rate reached 61.5%, a fall of 1.8%. Non-resident travellers accounted for 36.0% of overnight stays. France was the main market of origin, with 33.5% of the total.

Cataluña was the preferred destination in campsites, with more than 5.4 million overnight stays, and an increase of 2.8% in the annual rate. País Vasco reached the highest occupancy rate, with 76.8% of offered plots.

By tourist area, the Costa Brava was the preferred destination, with more than 2.6 million overnight stays. The Costa Blanca had the highest occupancy rate, with 81.5%. The tourist sites with the most overnight stays were Torroella de Montgrí, Calonge, and Mont-Roig del Camp.

Current press release at: <https://www.ine.es/dyngs/Prensa/en/EOAT0824.htm>

Rural tourism accommodation

Overnight stays in rural tourism accommodation decreased by 1.4% in August. Those of residents decreased by 3.6%, while those of non-residents increased by 4.9%.

42.7% of the bed places were occupied, 0.2% more than in August 2023. The weekend occupancy rate stood at 45.2%, with an annual decrease of 13.1%.

Castilla y León was the preferred destination, with more than 342,000 overnight stays, 0.9% more than in August 2023. Illes Balears achieved the highest occupancy rate, with 68.2%.

By tourist areas, Isla de Mallorca was the preferred destination, with over 193 thousand overnight stays. The island of Menorca reached the highest occupancy rate, with 76.5% of the places offered.

Hostels

Overnight stays in hostels recorded an annual increase of 0.7% in August. Overnight stays by residents increased by 1.9%, while those by non-residents fell by 0.6%.

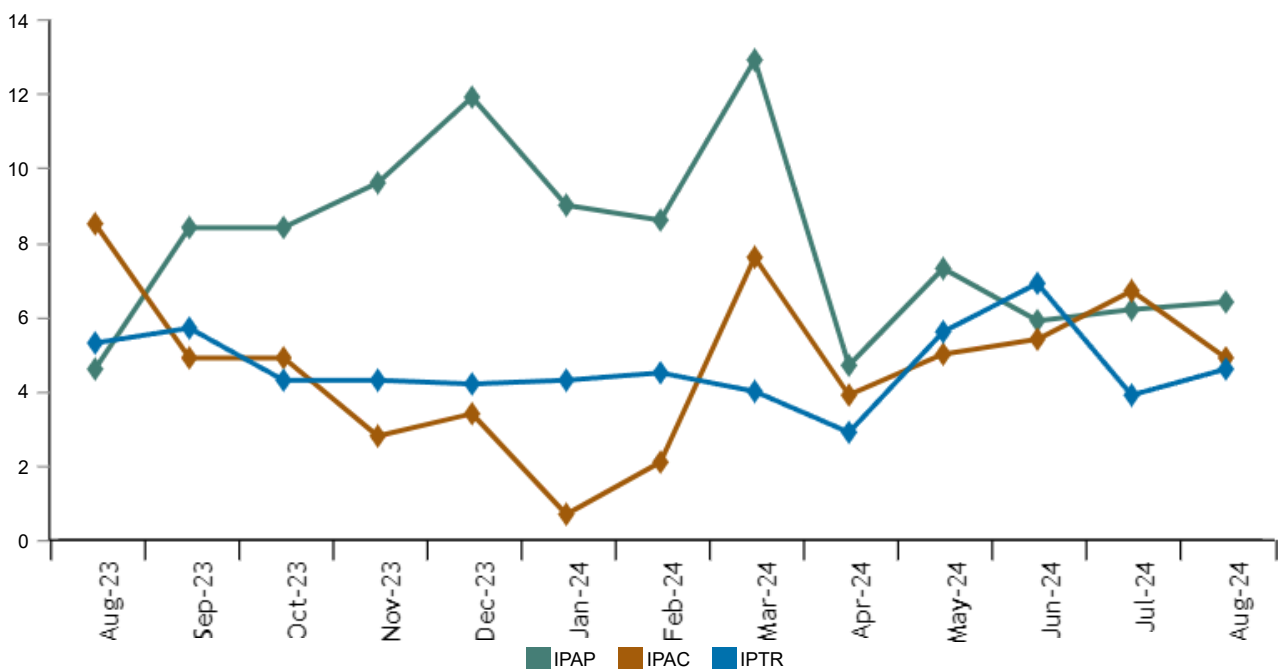
42.7% of the bed places were occupied, 0.5% more than in August 2023. Weekend occupancy rates fell by 7.5% to 43.9%.

Galicia was the preferred destination, with more than 241,000 overnight stays. País Vasco reached the highest occupancy rate, with 64.1% of the places offered.

Price indices

The Tourist Apartment Price Index (IPAP) rose by 6.4% in August compared with the same month in 2023. The Campsite Price Index (IPAC) increased by 4.9% and the Rural Tourism Price Index (RTPI) by 4.6%.

Price index. Annual variation rates
Percentage



Current press release at: <https://www.ine.es/dyngs/Prensa/en/EOAT0824.htm>

Data revisions and updates

The data of this press release are provisional and will be reviewed when the data for the same period next year are published. All of the results of these operations are available at: [Holiday Dwelling Occupancy Survey](#), [Campsite Occupancy Survey](#), [Rural Tourism Accommodation Occupancy Survey](#), [Hostels Occupancy Survey](#), [Holiday Dwelling Price Index](#), [Campsite Price Index](#) and [Rural Tourism Accommodation Price Index](#).

Methodological note

The **Holiday Dwelling Occupancy Survey** makes it possible to ascertain a series of variables of this type of accommodation within the tourist sector, from the point of view of both supply and demand.

The **Holiday Dwelling Price Index** measures the monthly evolution of the prices offered by these establishments to their clients.

More information on the [methodology](#) and the [standardised methodological report](#).

The **Campsite Occupancy Survey** makes it possible to ascertain a series of variables of this type of accommodation within the tourist sector, from the point of view of both supply and demand.

The **Campsite Price Index** measures the monthly evolution of the prices offered by these establishments to their clients.

More information on the [methodology](#) and the [standardised methodological report](#).

The **Rural Tourism Accommodation Occupancy Survey** makes it possible to ascertain a series of variables of this type of accommodation within the tourist sector, from the point of view of both supply and demand.

The **Rural Tourism Accommodation Price Index** measures the monthly evolution of the prices offered by these establishments to their clients.


More information on the [methodology](#) and the [standardised methodological report](#).

The **Hostels Occupancy Survey** makes it possible to ascertain a series of variables of this type of accommodation within the tourist sector, from the point of view of both supply and demand.

More information on the [methodology](#) and the [standardised methodological report](#).

INE statistics are produced in accordance with the Code of Good Practice for European Statistics. More information on [Quality at INE](#) and [Code of Best Practices](#).

For further information see [INE base](#)

Official INE account on  [@es_ine](#)

All press releases at: www.ine.es/en/prensa/prensa_en.htm

 Press office: (+34) 91 583 93 63 / 94 08 – gprensa@ine.es

 Information area: (+34) 91 583 91 00 – www.ine.es/infoine/?L=1