

## Non-hotel Tourist Accommodation Occupancy Survey

### October 2024. Provisional data

#### Main Results

- Overnight stays in non-hotel tourist accommodation decreased by 0.5% in October compared with the same month in 2023.
- Overnight stays in tourist accommodation increased by 0.2%, while those on campsites fell by 1.9%, rural tourism decreased by 0.7% and those in hostels by 0.4%.

#### More information

- [Tables annex](#) (includes information on Autonomous Communities, provinces, tourist areas and sites)
- [Detailed results of apartments, campsites, rural tourism and hostels](#)
- [Main indicators by accommodation type / Infographic: tourism indicators](#)
- [Price indices of apartments, campsites and rural tourism](#)

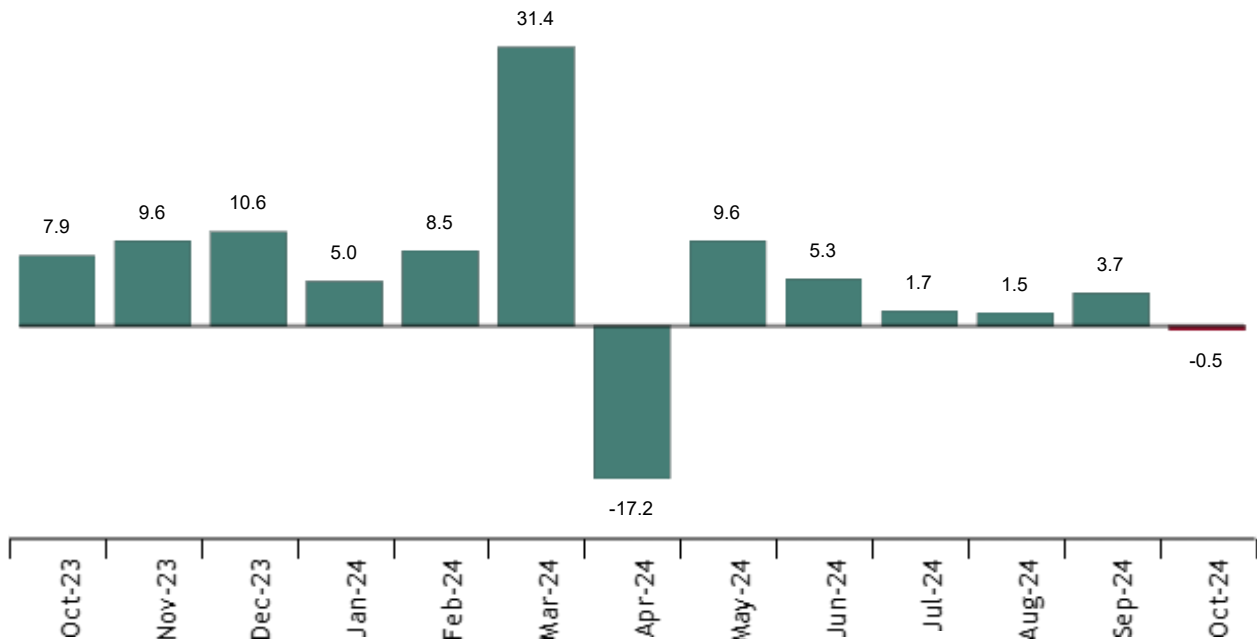
Overnight stays in non-hotel tourist accommodation (apartments, campsites, rural tourism accommodation and hostels) exceeded 10.0 million in October with a 0.5% decrease compared with the same month last year.

Overnight stays by Spanish residents decreased by 13.2%, while those of non-residents increased by 6.4%.

The average stay was 4.0 overnight stays per traveller.

#### Annual variation rate of overnight stays in non-hotel tourist accommodations

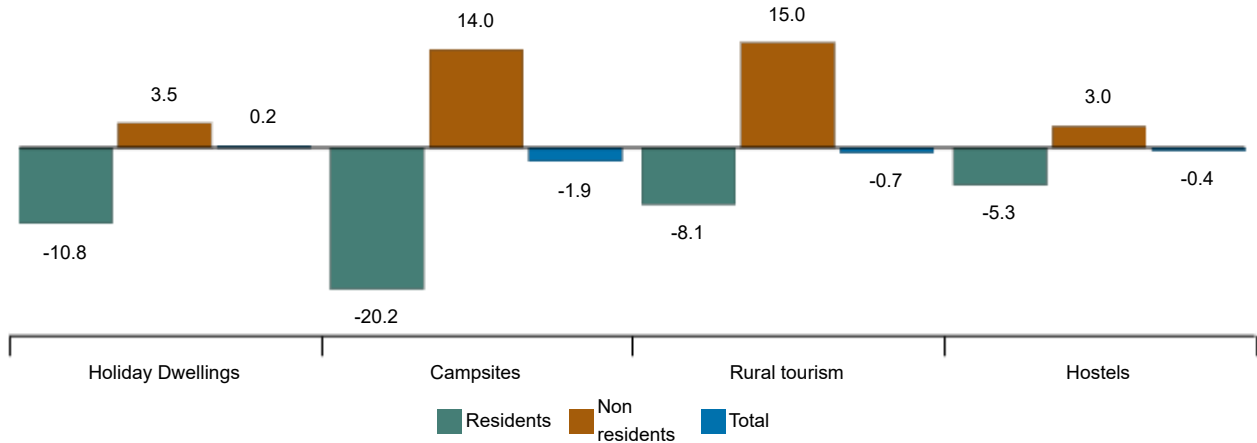
Percentage



Current press release at: <https://www.ine.es/dyngs/Prensa/en/EOAT1024.htm>

Annual variation rates of overnight stays in non-hotel tourist accommodations

Percentage



During the first 10 months of 2024, overnight stays increased 3.3%, as compared with the same period in the previous year.

**Apartments**

Overnight stays in tourist apartments increased by 0.2% in October. Those of residents decreased by 10.8%, while those of non-residents rose by 3.5%.

The average stay decreased by 2.6%, to 5.0 overnight stays per traveller.

In October, 36.6% of the bed-places offered were occupied, 5.9% more than in the same month in 2023. The occupancy rate by bed-places at the weekend was 40.6%, 4.2% more.

Non-resident travellers accounted for 79.1% of overnight stays. The United Kingdom was the main market of origin, with 33.5% of the total.

Canarias was the preferred destination for apartments, with more than 2.2 million overnight stays and an increase of 4.2% compared with October 2023. Comunidad de Madrid had the highest occupancy, with 82.4% of the apartments on offer.

By tourist areas, Isla de Tenerife was the preferred destination, with over 761 thousand overnight stays. Costa de Barcelona had the highest occupancy rate for apartments: 88.0%. The tourist locations with the greatest number of overnight stays were San Bartolomé de Tirajana, Arona and Tías.

**Campsites**

Overnight stays in campsites decreased by 1.9% in October compared with the same month in 2023. Those of residents decreased by 20.2%, while those of non-residents increased by 14.0%.

In October, 41.4% of the sites on offer were occupied, a decrease of 0.4% in terms of the annual rate. The weekend occupancy rate reached 44.0%, a fall of 3.4%. Travellers not resident in Spain accounted for 62.3% of overnight stays. Germany was the main market of origin, with 33.0% of the total.

Comunitat Valenciana was the preferred destination for campsites, with more than 880 million overnight stays, an increase of 2.3% in the annual rate. It also achieved the highest occupancy rate, with 67.2% of campsites offered.

Current press release at: <https://www.ine.es/dyngs/Prensa/en/EOAT1024.htm>

By tourist areas, the Costa Blanca was the preferred destination, with more than 465,000 overnight stays. The region also achieved the highest occupancy rate, with 85.7%. The tourist locations with the highest number of overnight stays were Benidorm, Mont-Roig Del Camp and Sant Pere Pescador.

**Rural tourism accommodation**

Overnight stays in rural tourist accommodation decreased 0.7% compared with the same month in 2023. Those of residents decreased by 8.1%, while those of non-residents increased by 15.0%.

18.2% of bed-places were occupied, 1.8% fewer than in October 2023. The weekend occupancy rate stood at 35.4%, with an annual decrease of 2.5%.

Illes Balears was the preferred destination, with more than 177 thousand overnight stays, 16.1% more than in October 2023. The region also achieved the highest occupancy rate, with 52.2%.

By tourist areas, the island of Mallorca was the preferred destination, with over 140 thousand overnight stays. It also reached the highest occupancy rate, with 52.6% of the bed-places offered.

**Hostels**

Overnight stays in hostels recorded an annual decrease of 0.4% in October. Those of residents decreased by 5.3%, while those of non-residents increased by 3.0%.

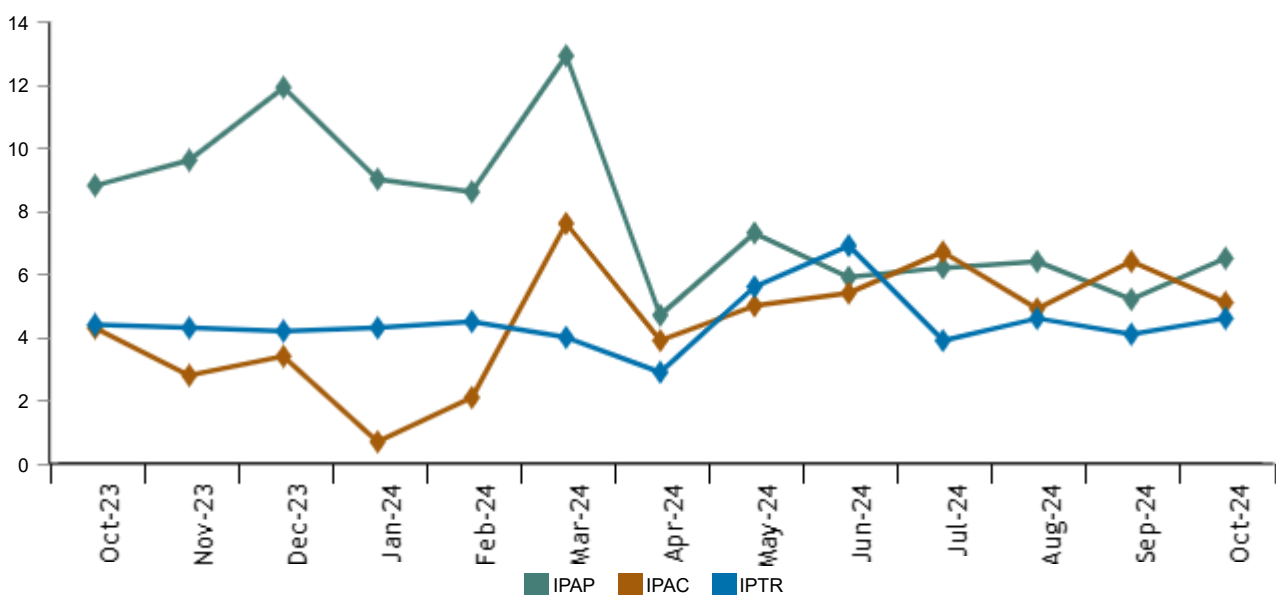
32.7% of bed-places were occupied, 3.1% fewer than in October 2023. Weekend occupancy rates decreased by 4.4% to 39.3%.

Comunidad de Madrid was the preferred destination, with more than 140 thousand overnight stays. It also reached the highest occupancy rate, with 67.9% of the bed-places offered.

**Price indices**

The Tourist Apartment Price Index (IPAP) rose by 6.5% in October compared with the same month in 2023. The Campsite Price Index (CPI) increased by 5.1% and the Rural Tourism Price Index (RTPI) rose by 4.6%.

**Price index. Annual variation rates**  
Percentage



Current press release at: <https://www.ine.es/dyngs/Prensa/en/EOAT1024.htm>

## Data revisions and updates

The data of this press release are provisional and will be reviewed when the data for the same period next year are published. All of the results of these operations are available at: [Holiday Dwelling Occupancy Survey](#), [Campsite Occupancy Survey](#), [Rural Tourism Accommodation Occupancy Survey](#), [Hostels Occupancy Survey](#), [Holiday Dwelling Price Index](#), [Campsite Price Index](#) and [Rural Tourism Accommodation Price Index](#).

## Methodological note

The **Holiday Dwelling Occupancy Survey** makes it possible to ascertain a series of variables of this type of accommodation within the tourist sector, from the point of view of both supply and demand.

The **Holiday Dwelling Price Index** measures the monthly evolution of the prices offered by these establishments to their clients.

More information on the [methodology](#) and the [standardised methodological report](#).

The **Campsite Occupancy Survey** makes it possible to ascertain a series of variables of this type of accommodation within the tourist sector, from the point of view of both supply and demand.

The **Campsite Price Index** measures the monthly evolution of the prices offered by these establishments to their clients.

More information on the [methodology](#) and the [standardised methodological report](#).

The **Rural Tourism Accommodation Occupancy Survey** makes it possible to ascertain a series of variables of this type of accommodation within the tourist sector, from the point of view of both supply and demand.

The **Rural Tourism Accommodation Price Index** measures the monthly evolution of the prices offered by these establishments to their clients.

More information on the [methodology](#) and the [standardised methodological report](#).

The **Hostels Occupancy Survey** makes it possible to ascertain a series of variables of this type of accommodation within the tourist sector, from the point of view of both supply and demand.

More information on the [methodology](#) and the [standardised methodological report](#).

INE statistics are produced in accordance with the Code of Good Practice for European Statistics. More information on [Quality at INE](#) and [Code of Best Practices](#).

For further information see [INE base](#)

Official INE account on [X](#) @es\_ine

All press releases at: [www.ine.es/en/prensa/prensa\\_en.htm](http://www.ine.es/en/prensa/prensa_en.htm)

 Press office: (+34) 91 583 93 63 / 94 08 – [gprensa@ine.es](mailto:gprensa@ine.es)

 Information area: (+34) 91 583 91 00 – [www.ine.es/infoine/?L=1](http://www.ine.es/infoine/?L=1)