

Non-hotel Tourist Accommodation Occupancy Survey December and year 2025. Provisional data

Main results

- Overnight stays in non-hotel tourist accommodation increased by 4.4% in December compared to the same month in 2024.
- Overnight stays peaked in the year 2025 as a whole, exceeding 146.3 million.

More information

- [Tables annex](#) (includes information on Autonomous Communities, provinces, tourist areas and sites)
- [Detailed results of apartments, campsites, rural tourism and hostels](#)
- [Main indicators by accommodation type / Infographic: tourism indicators](#)
- [Price indices of apartments, campsites and rural tourism](#)
- [Annual summary 2025](#)

Overnight stays in non-hotel tourist accommodation (apartments, campsites, rural tourism accommodation and hostels) exceeded 7.2 million in December, with an increase of 4.4% compared to the same month last year.

Overnight stays of residents decreased by 2.3%, while those of non-residents increased by 8.3%. The average stay was 4.3 overnight stays per traveller.

Annual variation rate of overnight stays in Non-hotel tourist accommodation

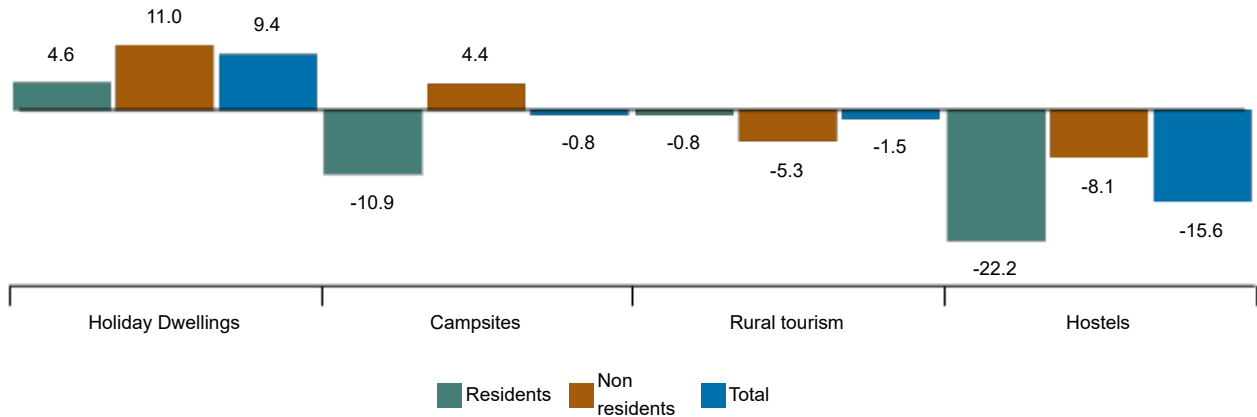
Percentage



Annual variation rates of overnight stays in non-hotel Non-hotel tourist accommodation.

December 2025

Percentage



Apartments

Overnight stays in tourist apartments increased by 9.4% in December. Resident overnight stays increased by 4.6% and non-resident overnight stays by 11.0%.

The average stay decreased by 1.8% to 5.0 overnight stays per traveller.

In December, 33.7% of the places available were occupied, 5.6% more than in the same month in 2024. The occupancy rate by bed-places at the weekend was 37.2%, 3.4% more.

Non-resident travellers accounted for 75.2% of overnight stays. The United Kingdom was the main market of origin, with 26.7% of the total.

Canarias was the preferred destination for apartments, with more than 2.4 million overnight stays and an increase of 6.6% compared to December 2024. It also recorded the highest occupancy rate, with 82.0% of the apartments offered.

By tourist area, Gran Canaria was the preferred destination, with more than 945 thousand overnight stays, and also had the highest occupancy rate, 84.6%. The tourist locations with the greatest number of overnight stays were San Bartolomé de Tirajana, Mogán and Arona.

Campsites

Overnight stays in campsites decreased by 0.8% in December compared with the same month in 2024. Those of residents decreased by 10.9%, while those of non-residents increased by 4.4%.

In December, 42.8% of the sites on offer were occupied, a decrease of 3.5% in terms of the annual rate. The weekend occupancy rate reached 42.4%, a fall of 8.7%. Non-resident travellers accounted for 69.6% of overnight stays. Germany was the main market of origin, with 42.0% of the total.

Comunitat Valenciana was the preferred destination for campsites, with more than 672 million overnight stays, an increase of 3.4% in the annual rate. Comunitat Valenciana also reached the highest occupancy rate, with 62.8% of the available plots.

By tourist area, Costa Blanca was the preferred destination, with more than 342 thousand overnight stays and also having the highest occupancy rate, 84.4%. The tourist spots with the most overnight stays were Benidorm, Mazarrón and Cabanes.

Current press release at: <https://www.ine.es/dyngs/Prensa/en/EOAT1225.htm>

Rural tourism accommodation

Overnight stays in rural tourist accommodation decreased by 1.5% in December compared with the same month in 2024. Spanish resident overnight stays fell by 0.8%, and those of non-residents by 5.3%.

17.8% of the places were occupied, 1.0% more than in December 2024. The weekend occupancy rate stood at 29.6%, with a year-on-year decrease of 0.7%.

Castilla y León was the preferred destination, with more than 148 thousand overnight stays, 7.3% less than in December 2024. Canarias achieved the highest occupancy rate, with 42.0%.

By tourist area, Pirineus was the preferred destination, with more than 42 thousand overnight stays. The island of Tenerife reached the highest occupancy rate, with 46.3% of the places offered.

Hostels

Overnight stays in hostels decreased by 15.6% in December. Spanish resident overnight stays fell by 22.2%, and those of non-residents by 8.1%.

21.8% of bed-places were occupied, 6.3% fewer than in December 2024. The weekend occupancy rate stood at 30.3%, with a year-on-year decrease of 1.5%.

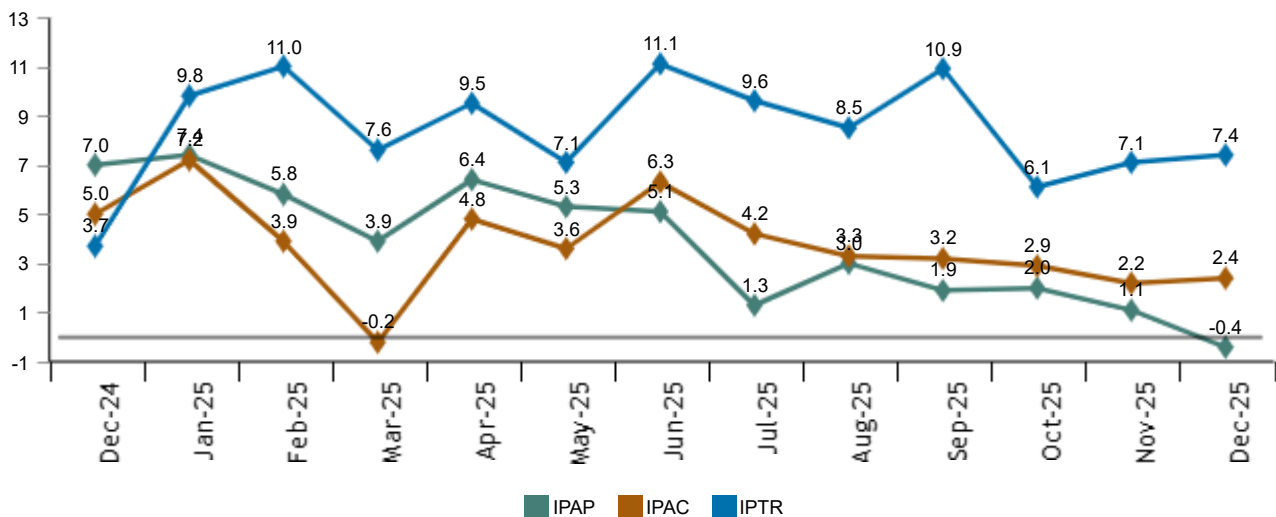
Comunidad de Madrid was the preferred destination, with more than 93 thousand overnight stays. Canarias achieved the highest occupancy rate, with 58.3% of the bed-places offered.

Price indices

The Tourist Apartment Price Index (TAPI) decreased by 0.4% in December, compared to the same month of 2024, while the Tourist Campsite Price Index (TCPI) rose by 2.4%, and the Rural Tourism Price Index (RTPI) by 7.4%.

Price index. Annual variation rates

Percentage



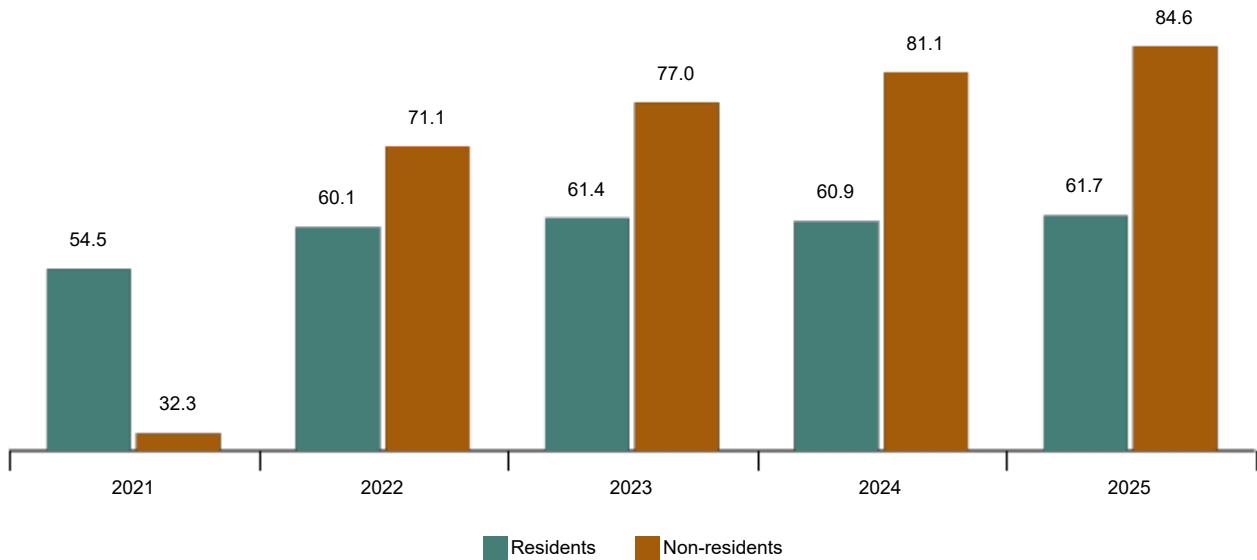
Current press release at: <https://www.ine.es/dyngs/Prensa/en/EOAT1225.htm>

Results for the whole of 2025

Overnight stays in non-hotel establishments reached 146.3 million in 2025, with an increase of 3.0% compared to 2024, thus setting a new all-time record. Resident overnight stays grew by 1.3%, and those of non-residents by 4.2%.

Annual overnight stays

Million



52.1% of overnight stays were made in 2025 in tourist apartments, 34.0% in campsites, 8.8% in rural tourism accommodation and the remaining 5.1% in hostels.

Overnight stays in tourist apartments increased by 5.9% in 2025. Resident overnight stays grew by 3.6%, while those of non-residents by 6.8%. Canarias was the preferred destination, with more than 28.6 million overnight stays, 10.9% more than in 2024. The United Kingdom consolidated itself as the leading source market for tourist apartments, with 30.4% of all overnight stays, 1.6% more than the previous year.

Overnight stays in campsites increased by 1.4% in 2025. Stays by residents increased by 1.5% and those of non-residents by 1.2%. Cataluña was the preferred destination, with 21.1 million overnight stays, 4.5% more than in 2024. Germany was the main source market, with 24.3% of the total overnight stays, 3.6% more.

Overnight stays in rural tourism accommodation increased by 1.2% in 2025. Resident overnight stays grew by 0.9%, and those of non-residents by 1.9%. Castilla y León was the preferred destination, with 1.8 million overnight stays, 5.9% fewer than in 2024.

Overnight stays in hostels fell by 9.6% in 2025. Spanish resident overnight stays fell by 10.1%, and those of non-residents by 9.1%. Comunidad de Madrid was the main destination, with 1.1 overnight stays.

Price indices in non-hotel tourist accommodation

In 2025, the Tourist Apartment Price Index (IPAP) registered an average increase of 3.4%. The Campsite Price Index (CPI) rose by 4.9% and the Rural Tourism Accommodation Price Index (RTAPI) had an average increase of 8.8%.

Current press release at: <https://www.ine.es/dyngs/Prensa/en/EOAT1225.htm>

Data revisions and updates

The data of this press release are provisional and will be reviewed when the data for the same period next year are published. All of the results of these operations are available at: [Holiday Dwelling Occupancy Survey](#), [Campsite Occupancy Survey](#), [Rural Tourism Accommodation Occupancy Survey](#), [Hostels Occupancy Survey](#), [Holiday Dwelling Price Index](#), [Campsite Price Index](#) and [Rural Tourism Accommodation Price Index](#).

Methodological note

The **Holiday Dwelling Occupancy Survey** makes it possible to ascertain a series of variables of this type of accommodation within the tourist sector, from the point of view of both supply and demand.

The **Holiday Dwelling Price Index** measures the monthly evolution of the prices offered by these establishments to their clients.

More information on the [methodology](#) and the [standardised methodological report](#).

The **Campsite Occupancy Survey** makes it possible to ascertain a series of variables of this type of accommodation within the tourist sector, from the point of view of both supply and demand.

The **Campsite Price Index** measures the monthly evolution of the prices offered by these establishments to their clients.

More information on the [methodology](#) and the [standardised methodological report](#).

The **Rural Tourism Accommodation Occupancy Survey** makes it possible to ascertain a series of variables of this type of accommodation within the tourist sector, from the point of view of both supply and demand.

The **Rural Tourism Accommodation Price Index** measures the monthly evolution of the prices offered by these establishments to their clients.

More information on the [methodology](#) and the [standardised methodological report](#).

The **Hostels Occupancy Survey** makes it possible to ascertain a series of variables of this type of accommodation within the tourist sector, from the point of view of both supply and demand.

More information on the [methodology](#) and the [standardised methodological report](#).

INE statistics are produced in accordance with the Code of Good Practice for European Statistics. More information on [Quality at INE](#) and [Code of Best Practices](#).

For further information see [INEbase](#)

Official INE account on [X](#) @es_ine

All press releases at: www.ine.es/en/prensa/prensa_en.htm

 Press office: (+34) 91 583 93 63 / 94 08 – gprensa@ine.es

 Information area: (+34) 91 583 91 00 – www.ine.es/infoine/?L=1