

Statistics on Transfer of Property Rights (STPR)

April 2024. Provisional results



Main results

- In April, 191,286 properties were registered in the property registers, 20.8% more than in the same month of the previous year.
- The number of registered property sales and purchases increased by 24.0% compared to April 2023.

More information

- [Annex of tables](#) (includes information from the Autonomous Communities)
- [Detailed results](#)

The number of property transfers recorded in the property registers (from previously executed public deeds) in April was 191,286, which was 20.8% more than in the same month of 2023.

As regards registered property sales, the number of transfers was 103,950, with an annual increase of 21.1%.

Transferred properties registered according to type of acquisition. April 2024

	Total	% Variation		
		Monthly	Annual	Annual accumulated
Total properties	191,286	15.1	20.8	0.6
Sale	103,950	17.4	21.1	1.3
Donation	5,226	20.1	38.2	2.7
Swap	530	19.1	23.0	-15.6
Inheritance	43,388	12.4	13.0	-4.1
Other titles 1	38,192	11.2	27.4	4.4

<sup>1</sup>Incluye concentraciones parcelarias, divisones horizontales, operaciones conjuntas o mezclas de varios títulos de transmisión, transmisiones sin título de adquisición, dación en pago, ejecuciones hipotecarias y adjudicaciones judiciales.

Sales recorded in land registers

86.7% of registered sales in April were urban properties and 13.3% were rural properties. In the case of urban property sales, 58.9% were house purchases and sales.

In April, the number of sales of rural properties increased by 17.5% in annual rate and that of urban properties by 21.7%. Within the latter, housing sales recorded an annual increase of 24.0%.

Sales registered by property type. April 2024

	Total	Percentage	% Variation		
			Monthly	Annual	Annual accumulated
TOTAL	103,950		17.4	21.1	1.3
Total	90,100	86.7	18.3	21.7	1.2

24/6/24, 2:13 p.m.

Press section / Press releases

Urban properties	Dwellings	53,091	58.9	18.3	24.0	0.6
	Other urban properties	37,009	41.1	18.4	18.5	2.0
Rustic properties		13,850	13.3	11.9	17.5	2.2

Registered housing sales

93.1% of the housing transferred by sale in April were free and 6.9% were protected.

In annual terms, the number of homes transferred by sale and purchase increased by 25.6% and the number of protected homes by 6.4%.

20.1% of the housing transferred by sale and purchase in April were new and 79.9% were used.

The number of new home transactions rose by 31.7% compared to April 2023 and that of used homes by 22.3%.

Number of registered housing sales. April 2024

	Total	Percentage	% Variation		
			Monthly	Annual	Annual accumulated
TOTAL	53,091		18.3	24.0	0.6
Free	49,416	93.1	18.4	25.6	1.7
Protected	3,675	6.9	17.2	6.4	-11.9
TOTAL	53,091		18.3	24.0	0.6
New	10,649	20.1	19.4	31.7	9.0
Used	42,442	79.9	18.0	22.3	-1.3

Results by Autonomous Community

Canarias (43.9%), Castilla y León (37.7%) and Principado de Asturias (35.2%) recorded the highest annual rates of change in April in the total number of properties transferred.

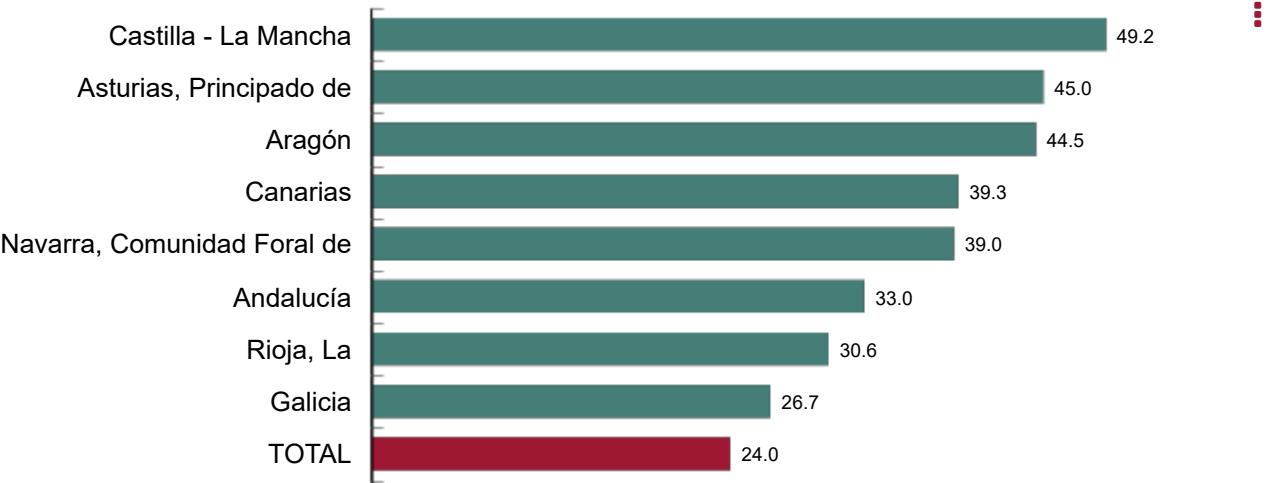
Meanwhile, Comunidad de Madrid (-1.3%) recorded the only negative annual rate.

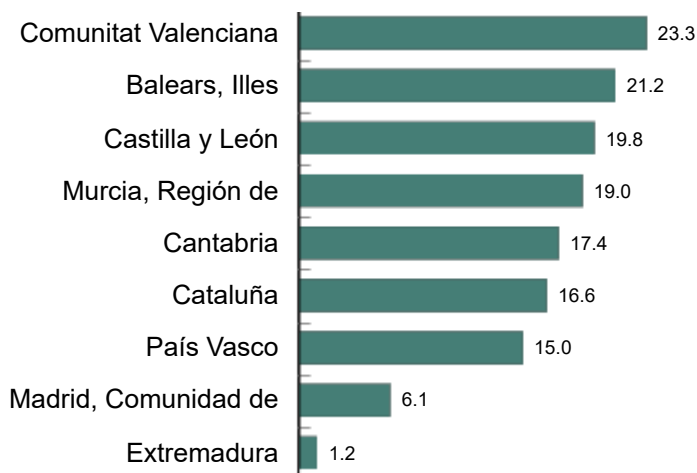
Regarding the registered housing sales and purchases, the Autonomous Communities with the highest increases were Castilla-La Mancha (49.2%), Principado de Asturias (45.0%) and Aragón (44.5%).

Meanwhile, Extremadura (1.2%), Comunidad de Madrid (6.1%) and País Vasco (15.0%) recorded the smallest increases.

Annual variation in the number of housing sales by Autonomous Community. April 2024

Percentage





## Revision and updating of data

The data for 2024 are provisional and will be reviewed when the data for the same period next year are published. All results of this operation are available on [INEbase](#).

## Methodological note

The Statistics on Transfer of Property Rights provide information on the number of rights on transfers of property during the reference month, on a national level, by province and Autonomous Community.

All information on transfers of property is taken from the information contained in the Land Registers for the whole country, by virtue of a [partnership agreement](#) signed in 2004 by both institutions.

### Type of survey:

continuous on a monthly basis.

### Population scope:

registrations of transfers of property rights in the land registers.

### Geographical scope:

the entire national territory, by Autonomous Community and provinces.

### Reference period of the results:

the calendar month.

### Reference period of the information:

the calendar month.

### Classification:

sale, donation, inheritance, exchange and other property titles, of rustic and urban properties (dwellings, plots and other urban properties).

### Collection method:

administrative registers from Association of property and Mercantile registers of Spain.

For more information you can access the [methodology](#) and the [standardised methodological report](#).

INE statistics are produced in accordance with the Code of Good Practice for European Statistics. More information on [Quality at INE](#) and [Code of Best Practices](#).

For further information see [INEbase](#)


Official INE account on [X](#) @es\_ine

All press releases at:

[www.ine.es/en/prensa/prensa\\_en.htm](http://www.ine.es/en/prensa/prensa_en.htm)

Press office:

(+34) 91 583 93 63 / 94 08 – [gprensa@ine.es](mailto:gprensa@ine.es)

 Information area:

(+34) 91 583 91 00 – [www.ine.es/infoine/?L=1](http://www.ine.es/infoine/?L=1)