

Services Sector Activity Indicators (SSAI) March 2024. Provisional data

Main results

- The annual variation of the Market Services Sector turnover index was -0.5% in the calendar and seasonally adjusted series.
- In March, the monthly rate was -2.9% if seasonal and calendar effects are removed.

More information

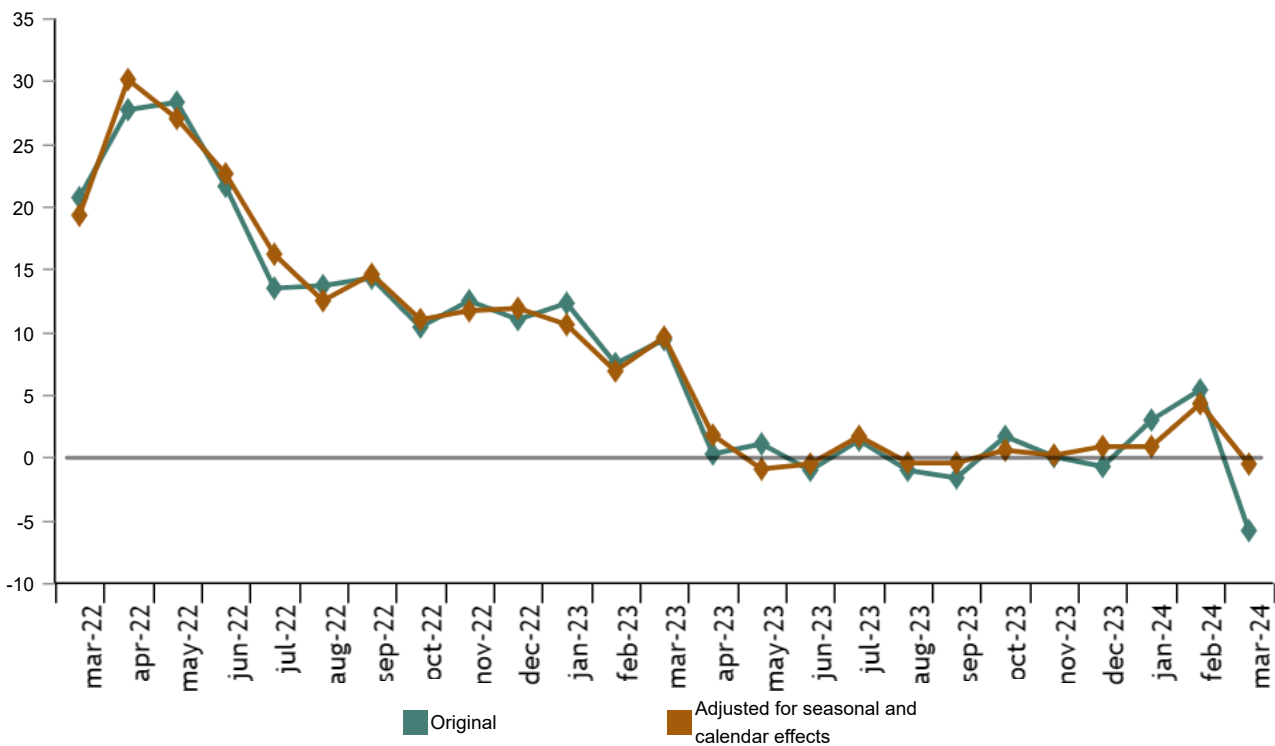
- [Annex of tables](#) (includes information on CCAC and original and sector-adjusted series)
- [Detailed results](#) (monthly and annual)

The general index of turnover of the Market Services Sector, corrected for seasonal and calendar effects, experienced a variation of -0.5% in March compared to the same month in 2023. This rate was 4.8 points lower than that registered in February.

The original series presented an annual variation of -5.8%, which was 11.2 points below that registered in February.

General turnover index of the Market Services Sector

Annual rate. Percentage



Current press release at: <https://www.ine.es/dyngs/Prensa/en/IAS0324.htm>

Annual rates of turnover indices of the Market Services Sector. General and by sectors. March 2024

	Original index	Seasonally adjusted index
	Annual rate (%)	Annual rate (%)
GENERAL INDEX	-5.8	-0.5
1. TRADE	-9.6	-3.3
2. OTHER SERVICES	1.6	4.5

Monthly evolution of the turnover of the Market Services Sector

The monthly variation of the general turnover index of the Market Services Sector between the months of March and February, eliminating seasonal and calendar effects, was -2.9%. This rate was 4.8 points lower than that in February.

General turnover index of the Market Services Sector. Fixed seasonal and calendar effects. Monthly rate. Percentage



Results by Autonomous Communities. Annual variation rates of the turnover index. Original series

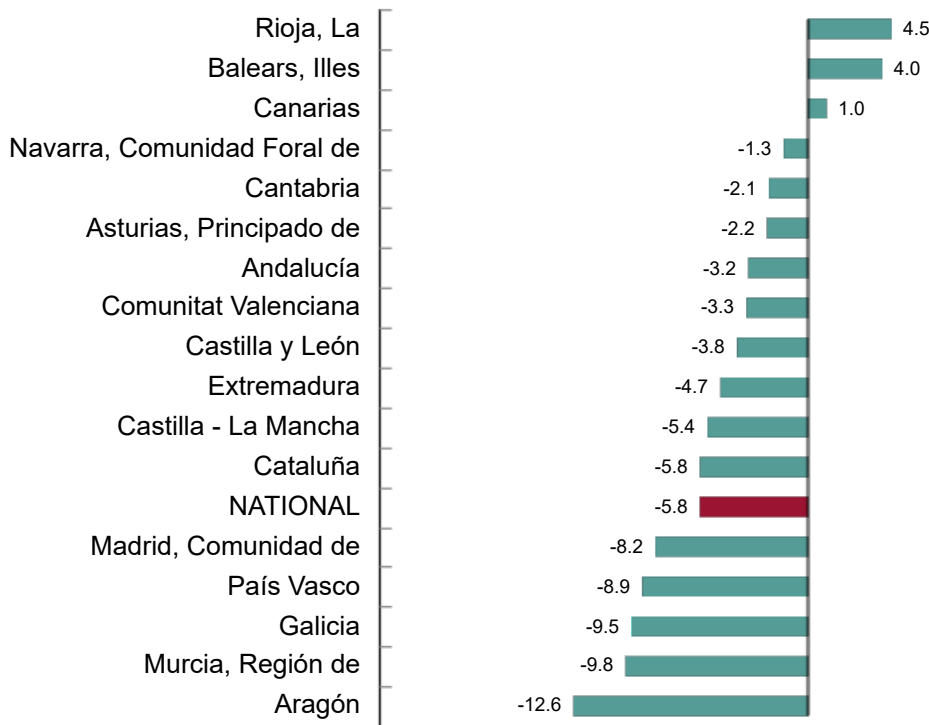
The annual variation rate of the turnover of the Market Services Sector increased compared to March 2023 in three autonomous communities and decreased in the other 14.

La Rioja (4.5%), Illes Balears (4.0%) and Canarias (1.0%) recorded the only increases. In turn, Aragón (-12.6%), Región de Murcia (-9.8%) and Aragón (-9.5%), were the ones that fell the most.

Current press release at: <https://www.ine.es/dyngs/Prensa/en/IAS0324.htm>

General turnover index of the Market Services Sector by autonomous communities. March 2024.

Annual rate. Percentage



Employment evolution

The employment index in the Market Services Sector experienced a variation of 2.2% in March compared to the same month of the previous year. This rate was two tenths higher than that recorded in February.

Employment indices. General and by sectors. March 2024

	Index	Rate (%)	
		Monthly	Annual
GENERAL INDEX	105.9	1.3	2.2
1. TRADE	104.3	0.5	2.1
2. OTHER SERVICES	106.8	1.7	2.3

Reviews and data updates

The INE has updated the IASS data for the last five months. In the case of the series adjusted, the series have been reviewed from the beginning, following the INE standard. All results of this operation are available on [INEbase](#).

Current press release at: <https://www.ine.es/dyngs/Prensa/en/IASS0324.htm>

Methodological note

The Service Sector Activity Indicators (IASS) measure the short-term evolution of the activity of companies belonging to the non-financial market Services through two variables: turnover and employed personnel. The turnover includes the amounts invoiced by the company for the provision of services and sale of goods. Employed personnel include both paid and unpaid personnel.

To obtain it, a continuous survey is carried out that investigates more than 27,000 companies that operate in this sector every month. The results are presented in the form of indices with the aim of measuring variations with respect to the base year 2021.

The characteristics of this statistic are:

Type of survey: continuous monthly survey.

Base year: 2021.

Population scope: companies whose main activity is described in sections G, (Commerce), H (Transportation and Storage), I (Hospitality), J (Information and Communications), L (Real Estate Activities), M (Professional Activities, Scientific and Technical) and N (Administrative Activities and Auxiliary Services) of the National Classification of Economic Activities (CNAE-09).

Geographic scope: the entire national territory, except Ceuta and Melilla, for which it is only included in division 47 of the CNAE-09 (retail trade).

Sample size: 27,500 companies


Sampling type: Stratified random sampling.

Collection method: online (IRIA system), administrative records, email, fax, telephone or postal mail.

More information on the [methodology](#) and the [standardised methodological report](#).

INE statistics are produced in accordance with the Code of Good Practice for European Statistics. More information on [Quality at INE](#) and the [Code of Best Practices](#).

For further information see [INEbase](#)

Official INE account on  [@es_ine](#)

All press releases at: www.ine.es/en/prensa/prensa_en.htm

 Press office: (+34) 91 583 93 63 / 94 08 – gprensa@ine.es

 Information area: (+34) 91 583 91 00 – www.ine.es/infoine/?L=1