

Services Sector Activity Indicators (SSAI) August 2024. Provisional data

Main results

- The annual variation of the Market Services Sector turnover index was 2.8% in the calendar and seasonally adjusted series.
- In August, the monthly rate was -1.0% if seasonal and calendar effects are removed.

More information

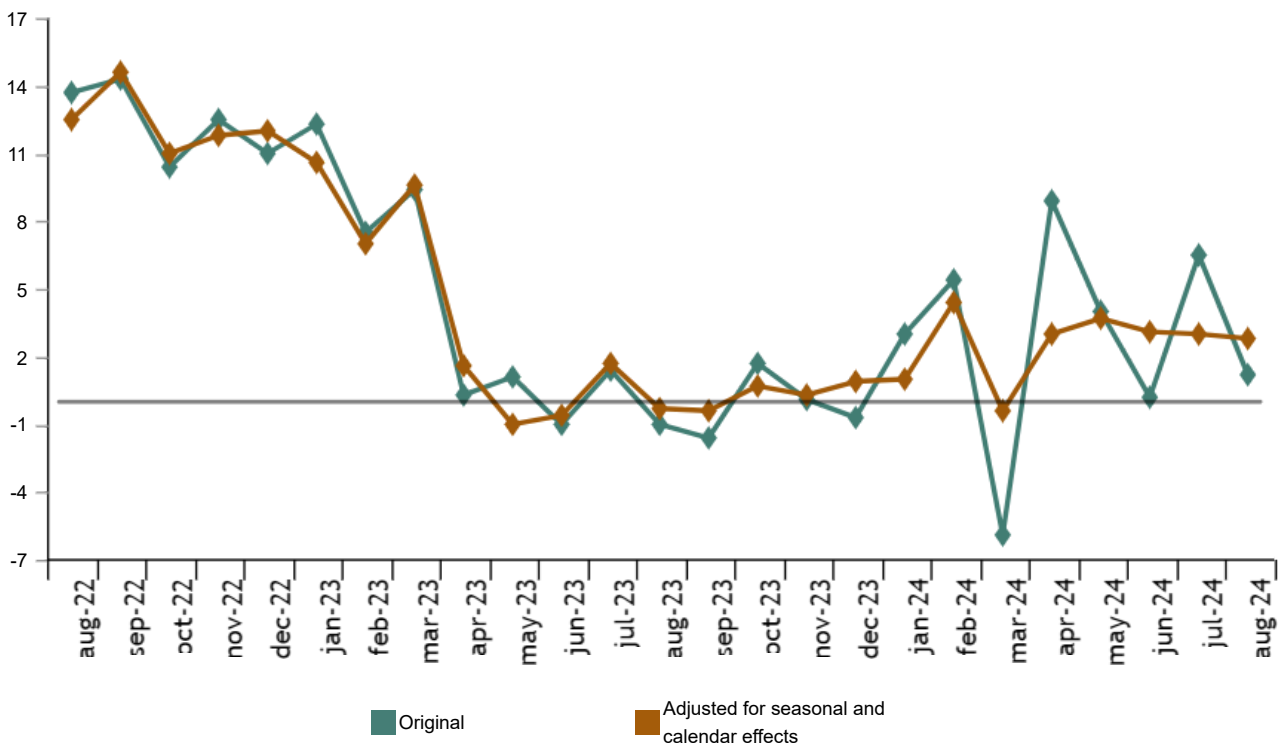
- [Tables annex](#) (includes information by autonomous communities and original and adjusted series by sectors)
- [Detailed results](#) (monthly and annual data)

The general index of the turnover for the Market Services Sector, after adjusting for seasonal and calendar effects, experienced a variation of 2.8% in August compared to the same month of 2023. This rate was two tenths lower than that recorded in July.

The original series presented an annual variation of 1.2%, which was 5.3 points below that registered in July.

General index of turnover for the Market Services Sector

Annual Rate. Percentage



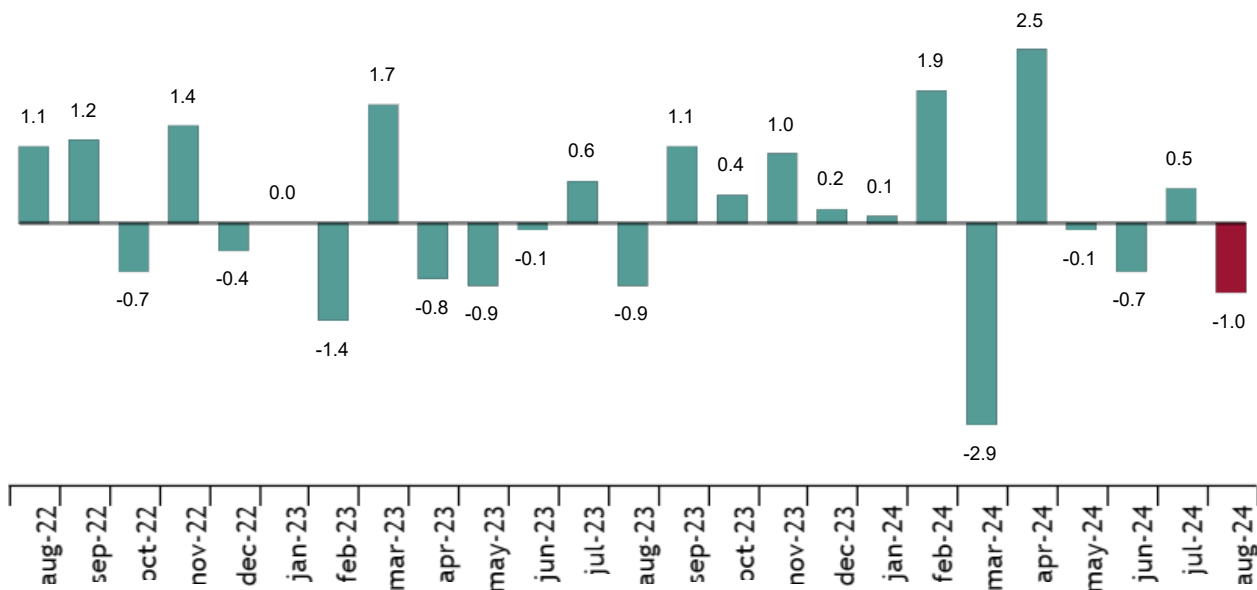
Annual rates in Turnover index for the Market Services Sector: General and by sector. August 2024

	Original index	Seasonally adjusted index
	Annual rate (%)	Annual rate (%)
GENERAL INDEX	1.2	2.8
1. TRADE	-1.4	0.2
2. OTHER SERVICES	5.6	6.2

Monthly trend in turnover for the Market Services Sector

After adjusting for seasonal and calendar effects, the monthly variation of the general index of turnover for the Market Services Sector between August and July was -1.0%. This rate was 1.5 points lower than that observed in July.

General index of the turnover for the Market Services Sector. Seasonally and calendar adjusted
Monthly rate. Percentage



Results by Autonomous Community. Annual variation rates of the turnover index. Original series

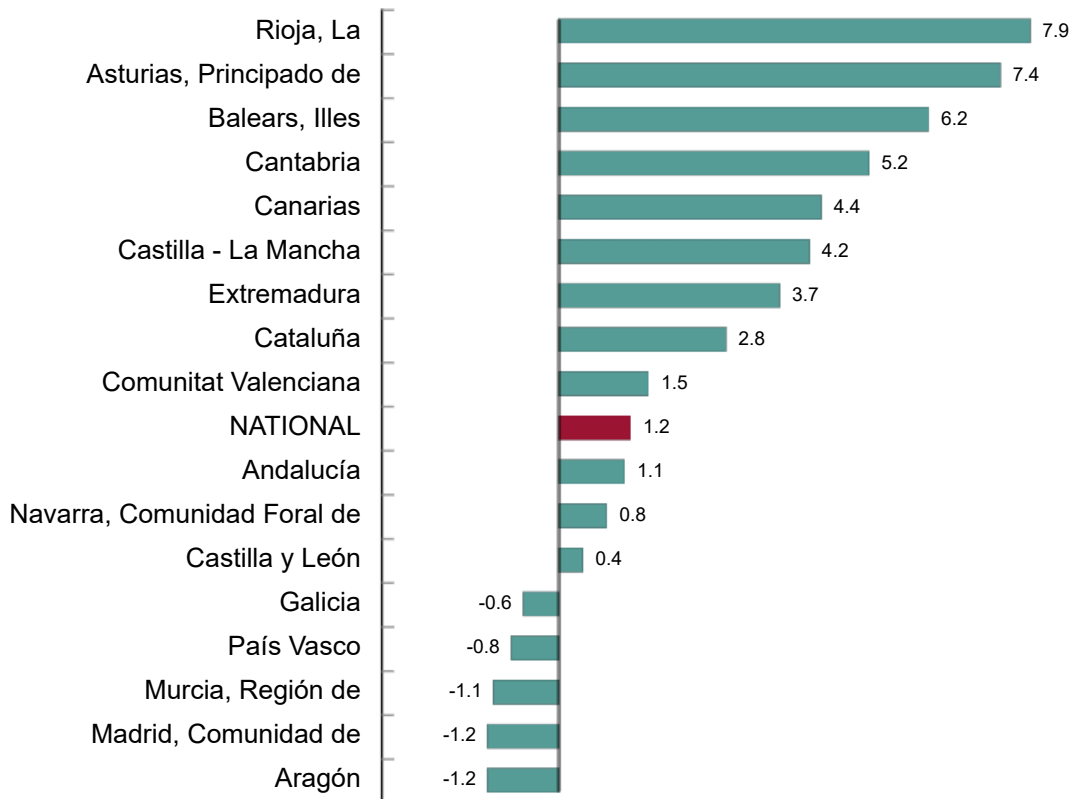
Annual rate in Turnover index for the Market Services Sector increased as compared to August 2023 in 12 Autonomous Communities and decreased in the other five.

La Rioja (7.9%), Principado de Asturias (7.4%) and Illes Balears (6.2%) registered the largest increases. Aragón (-1.2%), Comunidad de Madrid (-1.2%) and Región de Murcia (-1.1%) recorded the largest decreases.

Current press release at: <https://www.ine.es/dyngs/Prensa/en/IAS0824.htm>

General index of Market Services Sector Turnover by Autonomous Community. August 2024

Annual Rate. Percentage



Employment trend

The Employment in the Market Services Sector index experienced a variation of 1.6% in August as compared to the same month of the previous year. This rate was one tenth lower than that registered in July.

National Indices of employed personnel by sector. August 2024

	Index	Rate (%)	
		Monthly	Annual
GENERAL INDEX	108.4	-0.7	1.6
1. TRADE	106.0	-0.7	1.8
2. OTHER SERVICES	109.8	-0.7	1.5

Review and update of data

The INE has updated the IASS data for the last five months. In the case of the series adjusted, the series have been reviewed from the beginning, following the INE standard. All results of this operation are available on [INEbase](#).

Current press release at: <https://www.ine.es/dyngs/Prensa/en/IASS0824.htm>

Methodological note

The Service Sector Activity Indicators (IASS) measure the short-term evolution of the activity of companies belonging to the non-financial market Services through two variables: turnover and employed personnel. The turnover includes the amounts invoiced by the company for the provision of services and sale of goods. Employed personnel include both paid and unpaid personnel.

To obtain it, a continuous survey is carried out that investigates more than 27,000 companies that operate in this sector every month. The results are presented in the form of indices with the aim of measuring variations with respect to the base year 2021.

The characteristics of this statistic are:

Type of survey: continuous monthly survey.

Base year: 2021.

Population scope: companies whose main activity is described in sections G, (Commerce), H (Transportation and Storage), I (Hospitality), J (Information and Communications), L (Real Estate Activities), M (Professional Activities, Scientific and Technical) and N (Administrative Activities and Auxiliary Services) of the National Classification of Economic Activities (CNAE-09).

Geographic scope: all the national territory except for Ceuta and Melilla, for which it is only collected in division 47 of CNAE-09 (retail trade).

Sample size: 27,500 companies


Sampling type: stratified random sampling.

Collection method: internet (IRIA system), administrative register, e-mail, fax, telephone or by postal mail.

More information on the [methodology](#) and the [standardised methodological report](#).

INE statistics are produced in accordance with the Code of Good Practice for European Statistics. More information on [Quality at INE](#) and the [Code of Best Practices](#).

For further information see [INEbase](#)

Official INE account on  [@es_ine](#)

All press releases at: www.ine.es/en/prensa/prensa_en.htm

 Press office: (+34) 91 583 93 63 / 94 08 – gprensa@ine.es

 Information area: (+34) 91 583 91 00 – www.ine.es/infoine/?L=1