

## Retail Trade Indices (RTI) Noviembre 2024. Datos provisionales

### Main results

- The annual rate of the General Retail Trade Index at constant prices stood at 1.0% in the seasonal and calendar adjusted series.
- The monthly variation in retail sales at constant prices was -0.6% after seasonal and calendar adjustment.
- Employment in retail trade increased by 1.9% in annual rate.

### More information

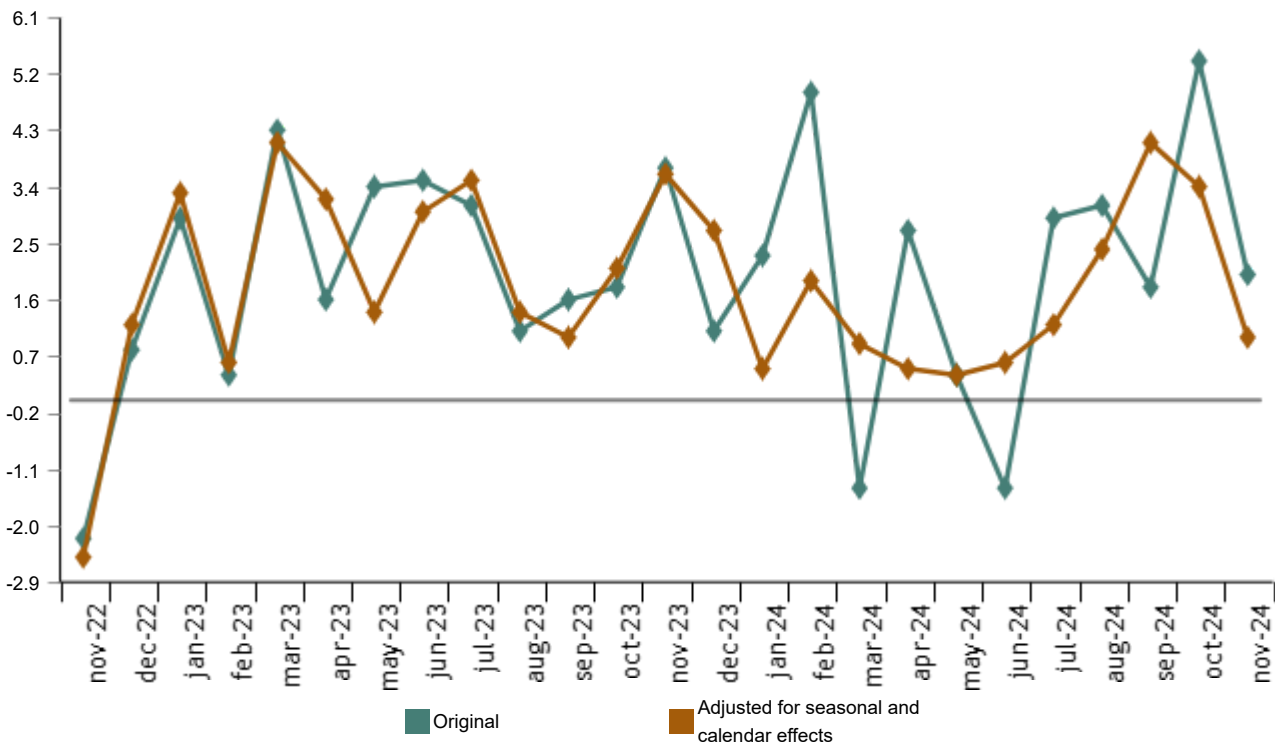
- [Tables annex](#) (includes information on CCAA and original and adjusted series by sectors)
- [Detailed results](#) (monthly and annual data)

In November, the General Retail Trade Index at constant prices, once adjusted for seasonal and calendar effects, registered a variation of 1.0% as compared with the same month of the previous year. This rate was 2.4 points lower than the one registered in October.

The original RTI series at constant prices registered an annual variation of 2.0%, this rate was 3.4 points below the rate of the previous month.

### Retail Trade General Index at constant prices

Annual rates. Percentage



**Monthly trend of sales in retail trade**

The monthly variation of the RTI between the months of November and October, stood at -0.6%. This rate was six tenths lower than the previous month.

**General Retail Trade Index at constant prices**

Seasonally and calendar adjusted. Monthly rate. Percentage

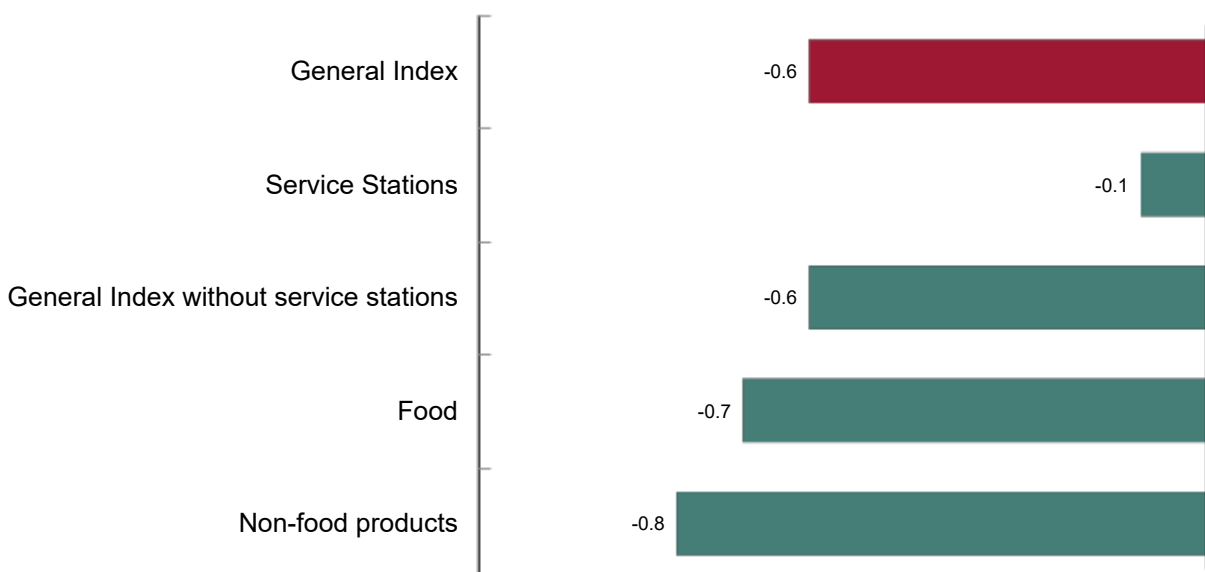


All distribution classes showed negative monthly rates, except for *Small chain* stores which increased (0.1%). *Department stores* registered the greatest decrease (-2.1%).

The general index, excluding service stations, recorded a monthly rate of -0.6%. By products, *Food* decreased by 0.7% and *Non-food* products by 0.8%.

**Sales indices at constant prices. General and by type of product. November 2024**

Seasonally and calendar adjusted. Monthly rate. Percentage



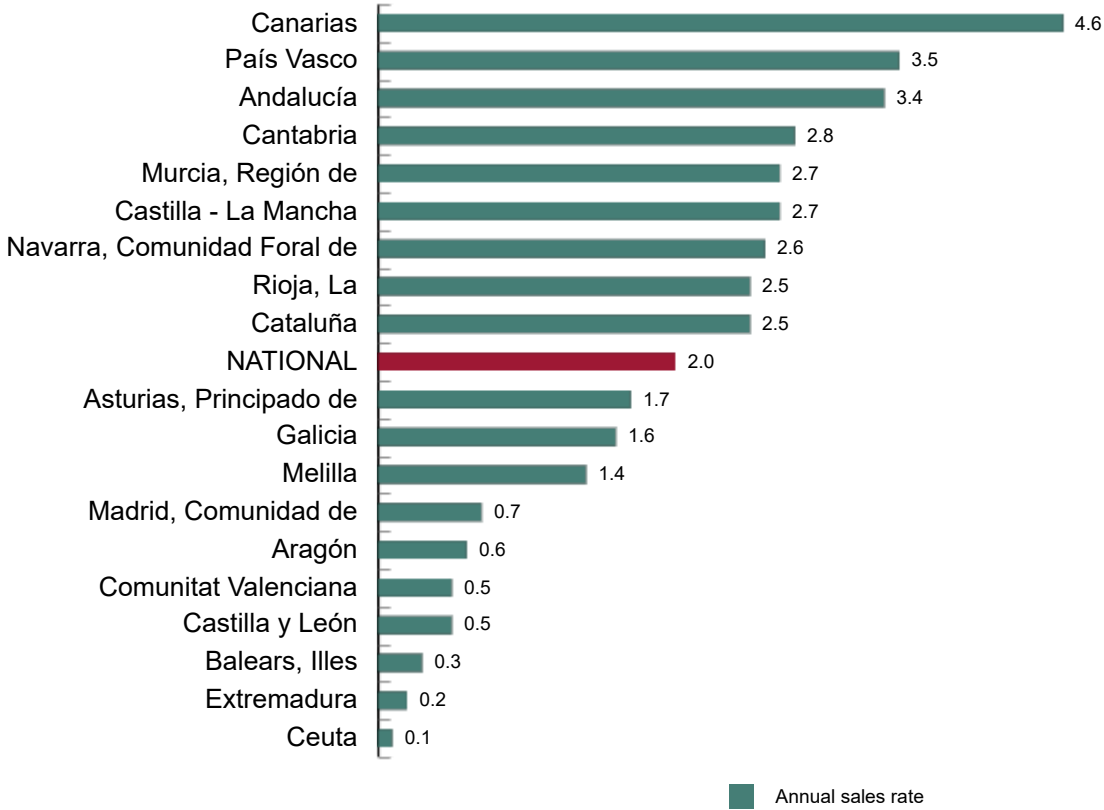
Current press release at: <https://www.ine.es/dyngs/Prensa/en/ICM1124.htm>

**Results by Autonomous Community**

Retail sales at constant prices increased in the annual rate in all Autonomous Communities in November.

**General indices at constant prices: national and by Autonomous City and Community. November 2024**

Annual sales rate. Percentage



**Employment trend**

In November, the employment index in the retail trade sector registered a variation of 1.9% as compared to the same month of 2023. This rate was one tenth above that recorded in October.

**Employment indices: General and by distribution type. November 2024**

	Index	Rate (%)		
		Monthly	Annual	Year-to-date average
<b>GENERAL INDEX</b>	106.8	0.7	1.9	1.9
<b>Service stations</b>	106.2	-0.9	1.8	1.7
<b>General Index without service stations</b>	106.8	0.8	1.9	1.9
- Single retail stores	105.2	0.1	1.8	1.8
- Small chain stores	104.5	0.1	0.8	1.4
- Large chain stores	110.5	0.9	3.3	2.9
- Department stores	107.6	4.2	0.2	0.3

Current press release at: <https://www.ine.es/dyngs/Prensa/en/ICM1124.htm>

## Revisions and update of data

On the press release day, INE has updated RTI data series corresponding to the last three months. In the case of calendar adjusted and seasonally and calendar adjusted series, according to INE standard, series are revised since its beginning. Results are available on [INEbase](#).

## Methodological note

The main objective of the **Retail Trade Indices (RTI)** is to ascertain the fundamental characteristics of the companies engaged in retail trade in Spain, which make it possible to measure, in the short term, the trend of activity in the sector.

**Survey type:** continuous monthly survey.

**Base year:** 2021.

**Population scope:** companies whose main activity is included within division 47 of the CNAE-2009 Retail trade, except of motor vehicles and motorcycles.

**Geographical scope:** the whole country.

**Sample size:** Approximately 12,000 companies.


**Type of sampling:** stratified random sampling.

**Collection method:** fill in a questionnaire by the respondent using one of the following methods: internet (IRIA system), e-mail, fax, telephone or by post.

Further information is available in the [methodology](#) and in the [standardised methodological report](#).

INE statistics are produced in accordance with the Code of Good Practice for European Statistics. More information in [Quality at INE](#) and the [Code of Best Practices](#).

For further information see [INEbase](#)

Official INE account on  [@es\\_ine](#)

All press releases at: [www.ine.es/en/prensa/prensa\\_en.htm](http://www.ine.es/en/prensa/prensa_en.htm)

 Press office: (+34) 91 583 93 63 / 94 08 – [gprensa@ine.es](mailto:gprensa@ine.es)

 Information area: (+34) 91 583 91 00 – [www.ine.es/infoine/?L=1](http://www.ine.es/infoine/?L=1)