

26 December 2024

Industrial Price Index. 2021 Baseline

November 2024. Provisional data

Main Results

- The annual variation of the Industrial Price Index increased by 4.8 points in November, to 0.9%.
- The monthly rate of industrial producer prices was 2.7%.

More information

- [Annex of tables](#) (includes information from the Autonomous Communities)
- [Detailed monthly results](#)
- [Annual averages](#)

The annual rate of the general Industrial Price Index (IPRI) was 0.9% in November, 4.8 points higher than in October.

By the economic use of the goods, among the industrial sectors that had a notably positive effect on the evolution of the annual rate of the General IPRI were:

- **Energy**, whose annual variation increased by 15.3 points, to 2.4%. This was the highest since February 2023. This behaviour comes after the rise in the prices of *Electric power generation, transmission and distribution* and, to a lesser extent, of the *Manufacture of refined petroleum products*, which decreased in the same month.

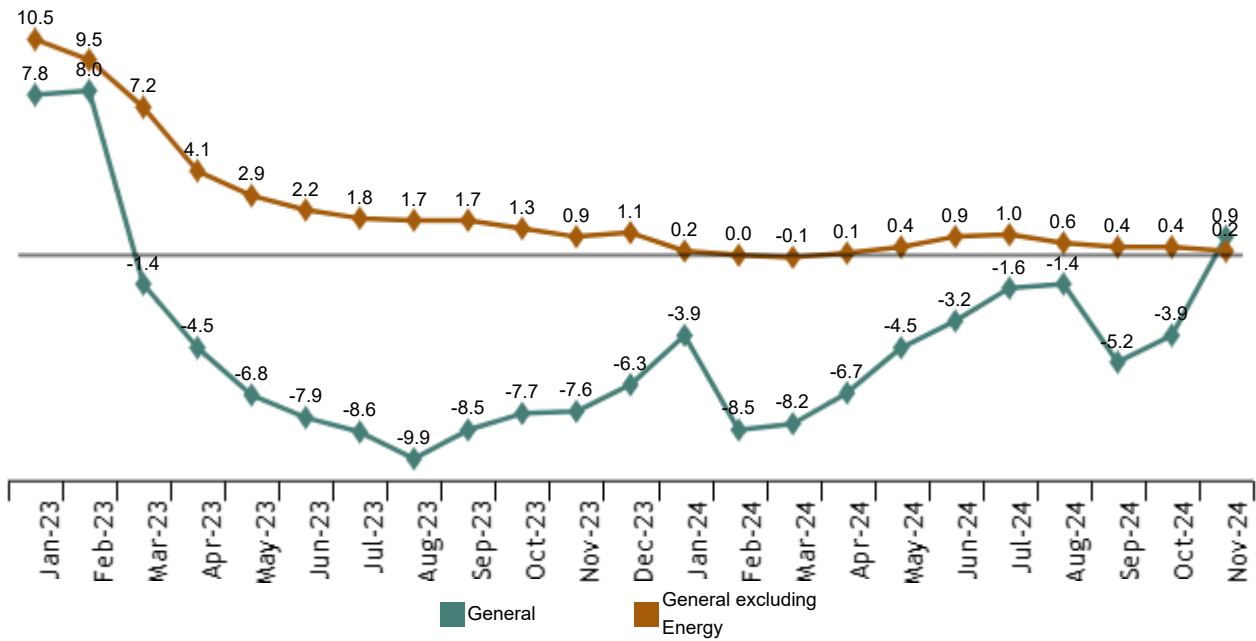
On the other hand, the only industrial sector with a negative influence was:

- **Non-durable consumer goods**, with a rate of 0.5%, one point below that of October, due to the decrease in *Manufacture of vegetable and animal oils and fats* prices, compared with the increase in November of the previous year.

The annual variation rate of the general index excluding Energy decreased by two tenths, to 0.2%, standing nearly 0.7 points below that of the general IPRI.

Annual evolution of the IPRI

General index and general index without Energy. Percentage



Monthly evolution of industrial prices

In November, the monthly variation rate of the general IPRI was 2.7%.

A more detailed analysis shows the activities that most affected the monthly rate of the IPRI in November.

Activities with the greatest positive impact on the monthly rate of the IPRI. November 2024

Activity (CNAE 2009 groups)	Monthly rate (%)	Contribution
Electric power generation, transmission and distribution	18.4	2.904
Manufacture of refined petroleum products	0.6	0.046
Manufacture of prepared animal feeds	0.7	0.020

Activities with the greatest negative impact on the monthly rate of the IPRI. November 2024

Activity (CNAE 2009 groups)	Monthly rate (%)	Contribution
Manufacture of vegetable and animal oils and fats	-8.5	-0.248
Manufacture of gas; distribution of gaseous fuels through mains	-0.8	-0.051
Manufacture of basic iron and steel and of ferro-alloys	-1.6	-0.021
Manufacture of dairy products	-0.8	-0.018

Current press release at: <https://www.ine.es/dyngs/Prensa/en/IPRI1124.htm>

Results by Autonomous Communities. Annual variation rates

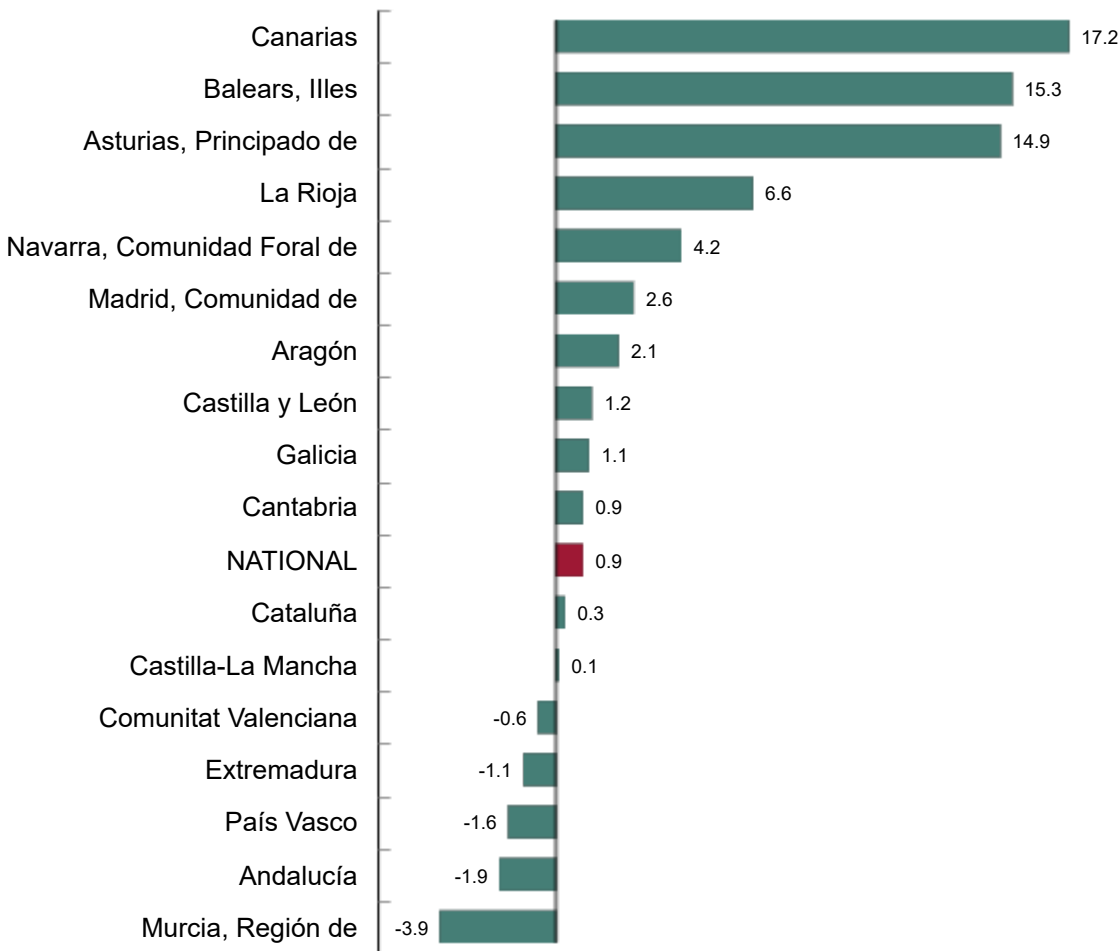
The IPRI recorded positive annual variations in November in 12 regions and negative ones in the remaining five.

The highest rates were in Canarias (17.2%), Illes Balears (15.3%) and Principado de Asturias (14.9%).

On the other hand, Región de Murcia (-3.9%), Andalucía (-1.9%) and País Vasco (-1.6%) presented the lowest annual rates.

Annual variation rates of the IPRI by Autonomous Community. November 2024

Percentage



Current press release at: <https://www.ine.es/cyngs/Prensa/en/IPRI1124.htm>

Data revisions and updates

The INE has today updated the IPRI data for the last three months, making the data for the month of August 2024 definitive. All the results of this operation are available at [INEBase](#).

Methodological note

The Industrial Price Index (IPRI) is a short-term indicator that measures the monthly evolution of the prices of industrial products manufactured and sold in the domestic market, in the first step of their commercialization, that is, the sales prices at the exit of factory, excluding transportation and marketing costs and VAT invoiced.

Type of survey: continuous monthly survey.

Base year: 2021.

Reference period of the weightings: the year preceding the current year.

Population scope: industrial establishments.

Sample size: 9,200 industrial establishments and 1,400 items

Number of observations: approximately 29,000 monthly prices.


General calculation method: Laspeyres' Chain Index.

Collection method: internet (IRIA system), e-mail, fax, telephone or postal mail.

For more information, you can access the [methodology](#) and the [standardised methodological report](#).

INE statistics are produced in accordance with the Code of Good Practice for European Statistics. More information on [Quality at INE](#) and the [Code of Best Practices](#).

For further information see [INE base](#)

Official INE account on  [@es_ine](#)

All press releases at: www.ine.es/en/prensa/prensa_en.htm

 Press office: (+34) 91 583 93 63 / 94 08 – gprensa@ine.es

 Information area: (+34) 91 583 91 00 – www.ine.es/infoine/?L=1