

Services Sector Price Index (SSPI). Base 2021
Second Quarter 2024. Provisional data

Main results

- The annual variation of the Services Sector Price Index decreased by three points in the second quarter of 2024, to 2.3%.
- The quarterly rate of services prices was 2.4%.

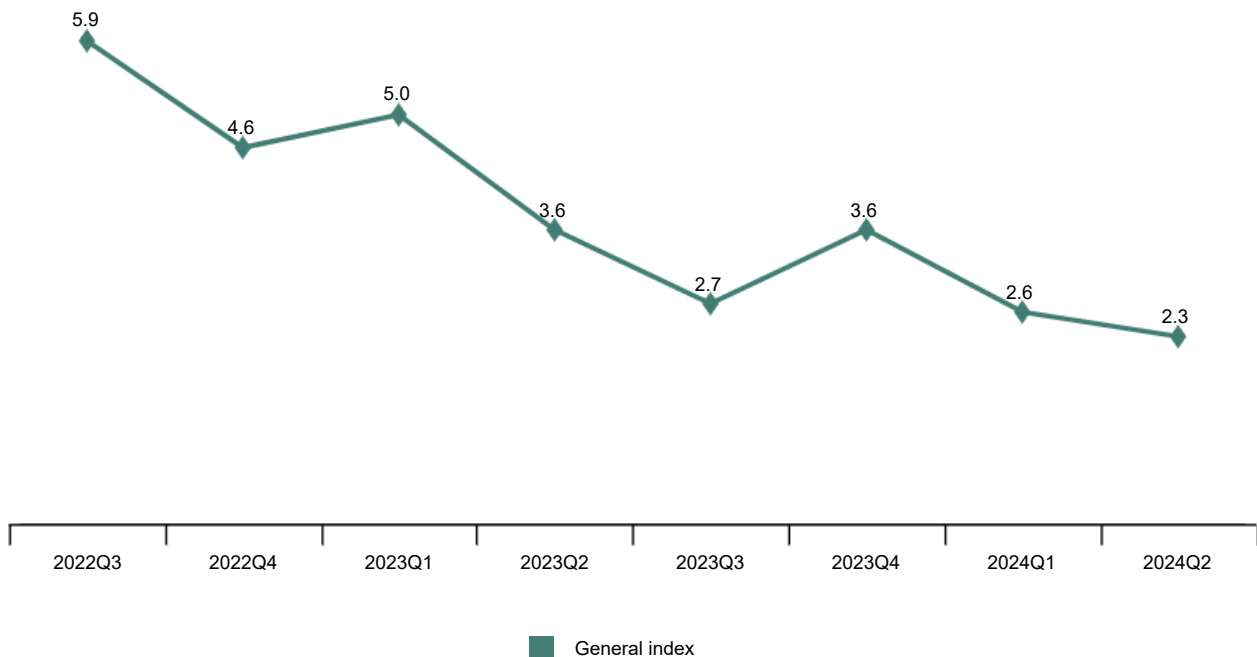
More information

- [Tables annex](#)
- [Detailed quarterly results](#)
- [Annual averages](#)

The annual rate of the general Services Sector Price Indices (SSPI) was 2.3% in the second quarter, three tenths below the figure recorded in the first quarter.

Annual evolution of the SSPI

General index. Percentage



Current press release at: <https://www.ine.es/dyngs/Prensa/en/IPS2T24.htm>

Among the activities that had a negative impact on the evolution of the annual rate of the general SSPI were the following:

- **Travel agency and tour operator activities, booking services and related activities**, whose annual rate fell by 7.6 points, to 4.2%, due to the fact that prices of these activities rose less than they did in the second quarter of 2023.
- **Food and beverage services**, with an annual variation of 4.1%, 1.0 points below the figure of the first quarter, due to the fact that the prices of this activity increased less than in the same quarter last year.

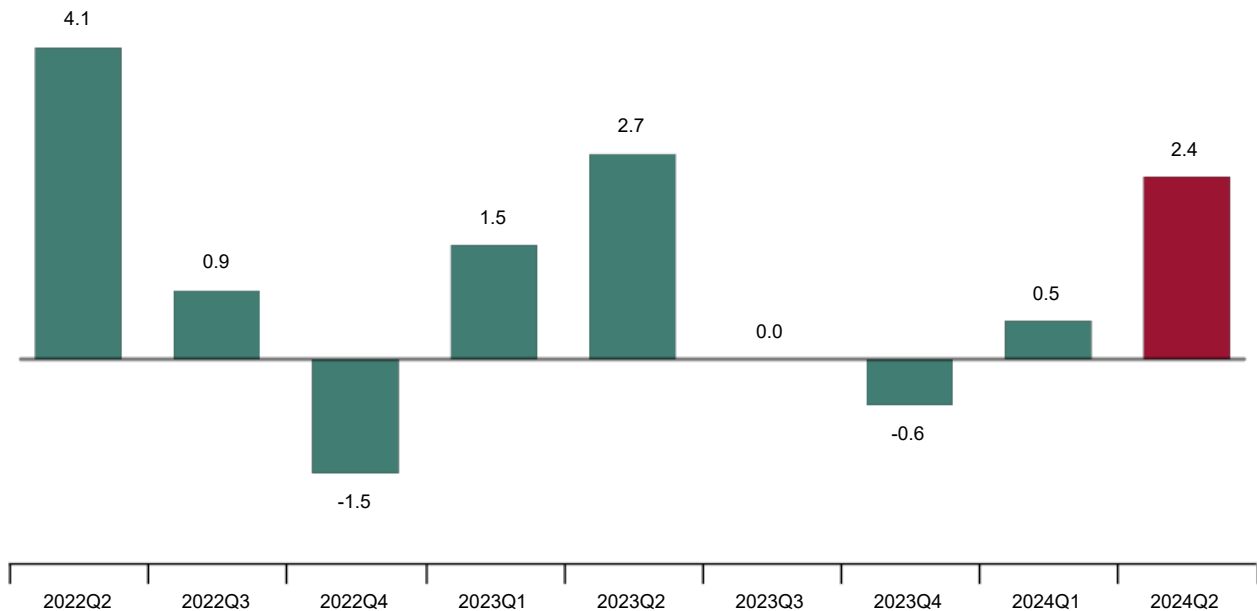
Notable among the groups with a positive contribution were:

- **Advertising and market research**, whose variation increased by 6.5 points and stood at -0.5%. This behaviour is due to the rise in prices in this activity, which is higher than in the same quarter in 2023.
- **Radio and television programming and broadcasting activities**, whose rate increased by 9.8 points to 5.1%, as a result of the rise in prices of these activities in contrast to the fall in the second quarter of the previous year.

Quarterly evolution of the prices of services

The quarterly variation in the general SSPI was 2.4% in the second quarter of 2024. This rate was 1.9 points higher than that of the previous quarter.

Quarterly rate of the Services Sector Price Index
General index. Percentage



Current press release at: <https://www.ine.es/dyngs/Prensa/en/IPS2T24.htm>

A more detailed analysis shows the activities that most affected the quarterly SSPI rate.

Activities with the greatest positive contribution to the quarterly SSPI rate. Second Quarter 2024



Activity (CNAE 2009 divisions)	Quarterly rate (%)	Contribution
Accommodation	17.6	0.917
Advertising and market research	16.6	0.598
Travel agency and tour operator activities, booking services and related activities	6.0	0.284
Air transport	10.9	0.248
Land transport and transport via pipelines	1.5	0.142

Activities with the greatest negative contribution to the quarterly SSPI rate. Second Quarter 2024



Activity (CNAE 2009 divisions)	Quarterly rate (%)	Contribution
Telecommunications	-1.2	-0.074
Activities of head offices; business management consultancy activities	-0.1	-0.005

Data revisions and updates

The INE has updated today the IPS data for the last four quarters, making the data for the second quarter of 2023 final. All results of this operation are available on [INEBase](#).

Methodological note

The Services Sector Price Indices (SSPI), which are published on a quarterly basis, aim to measure the evolution of the prices of services provided by companies operating in the services sector in Spain, from the supply side (producer's point of view). The prices considered for the calculation are those of services provided to both companies and private consumers.

The activities that form part of the SSPI calculation, in Base 2021, are those included in Sections H, I, J, L, M (except M701, M72 and M75) and N of the CNAE, as specified in the Implementing Regulation (EU) 2020/1197.

Type of survey: quarterly continuous survey.

Base year: 2021.

Reference period of the weightings: the year preceding the current year.

Population scope: services companies.

Sample size: around 1,400 companies and 151 products.

Number of observations: approximately 8,400 quarterly prices.


General calculation method: Laspeyres' Chain Index.

Collection method: internet (IRIA system), e-mail, fax, telephone or postal mail.

For more information, you can access the [methodology](#) and the [standardised methodological report](#).

INE statistics are produced in accordance with the Code of Good Practice for European Statistics. More information on [Quality at INE](#) and the [Code of Best Practices](#).

For further information see [INE base](#)

Official INE account on  [@es_ine](#)

All press releases at: www.ine.es/en/prensa/prensa_en.htm

 Press office: (+34) 91 583 93 63 / 94 08 – gprensa@ine.es

 Information area: (+34) 91 583 91 00 – www.ine.es/infoine/?L=1