

Mercantile Companies Statistics (MC) February 2026. Provisional data

Main results

- The number of mercantile companies created increased by 45.0% in February compared to the same month in 2025.
- The number of dissolved companies fell by 0.6% year-on-year.

More information

- [Annex of tables](#) (includes information from the Autonomous Communities)
- [Detailed results](#)

In February, 12,684 mercantile companies were incorporated, 45.0% more than in the same month in 2025. The subscribed capital for incorporation recorded an annual increase of 16.8% and the average capital subscribed (42,083 euros) decreased by 19.5%.

In addition, 3,112 companies increased their capital, 1.8% more than in February 2025. The subscribed capital in the increases rose by 50.2%.

The number of dissolved mercantile companies fell by 0.6% in the annual rate. 86.0% of them did so voluntarily.

Mercantile companies created, increasing their capital and dissolved. February 2026

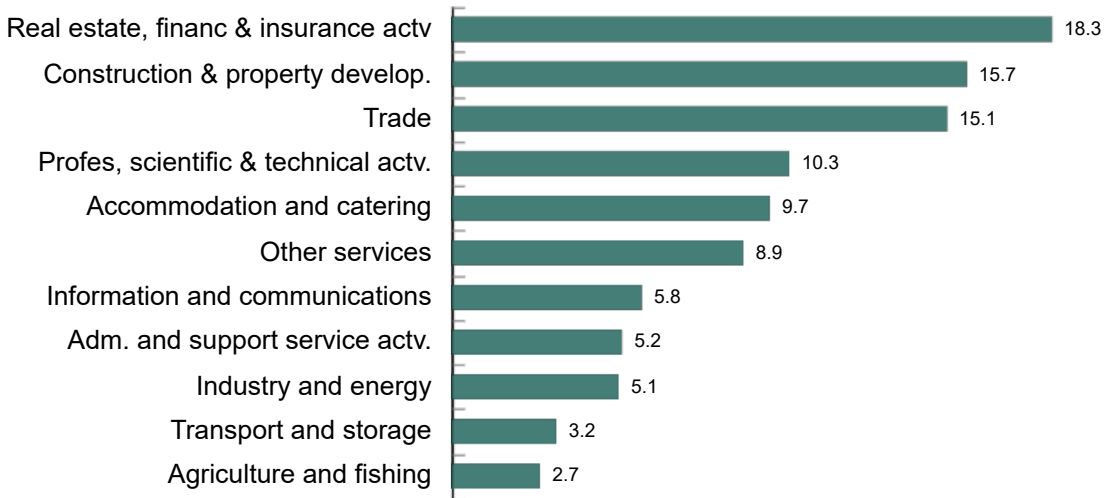
		Total	% Variation		
			Monthly	Annual	Annual accumulated
Mercantile companies created	Number	12,684	9.1	45.0	25.1
	Capital subscribed (thousands of euros)	533,778	-19.1	16.8	24.0
	Average capital subscribed (euros)	42,083	-25.8	-19.5	-0.9
Mercantile companies increasing their capital	Number	3,112	-14.1	1.8	0.3
	Capital subscribed (thousands of euros)	2,906,905	5.6	50.2	15.0
	Average capital subscribed (euros)	934,095	23.0	47.6	14.7
Mercantile companies dissolved	Number	2,544	-34.7	-0.6	-0.4
	- Voluntary	2,189	-36.6	4.0	1.3
	- Merger	168	-40.8	-22.6	-12.6
	- Other	187	14.7	-21.4	-9.3

Results by main economic activity

18.3% of the mercantile companies created in February were engaged in *Real Estate, Finance and Insurance* and 15.7% in *Construction*. As for dissolved companies, 21.2% were engaged in *Trade* and 15.6% in *Construction*.

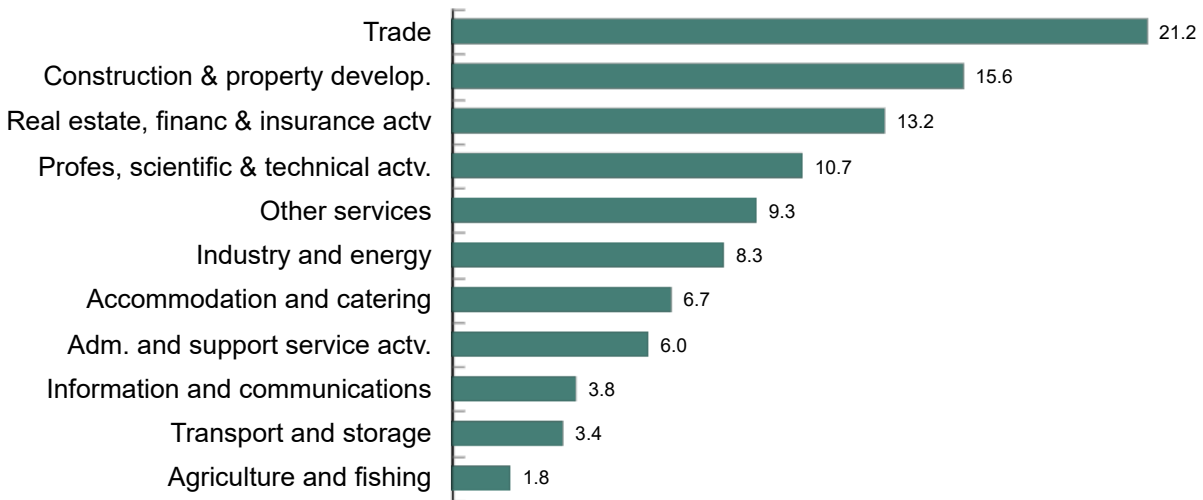
Mercantile companies created by main economic activity. February 2026

Percentage



Mercantile companies dissolved by main economic activity. February 2026

Percentage

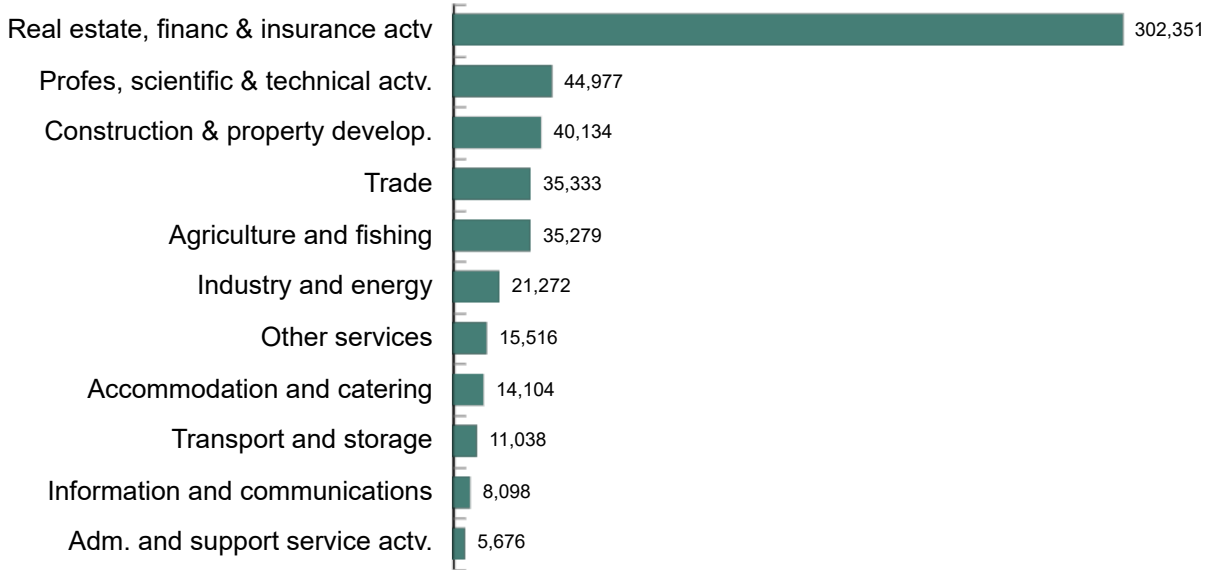


The category according its economic activity with the largest subscribed capital of mercantile companies incorporated was *Real estate, financial and insurance*, with 302.35 million euros. In turn, *Administrative and support service activities* recorded the lowest figure for capital, with 5.68 million.

Current press release at: <https://www.ine.es/dyngs/Prensa/en/SM0226.htm>

Capital subscribed of mercantile companies created by main economic activity. February 2026

Thousands of euros



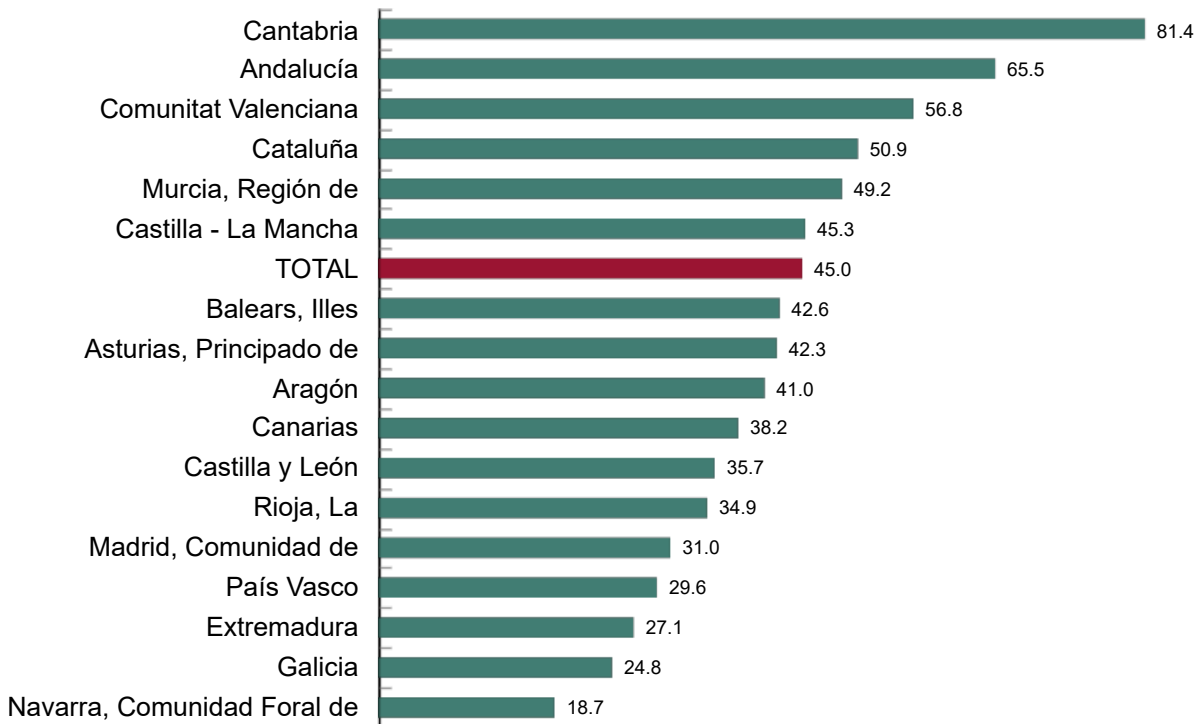
Results by Autonomous Community

Cantabria (81.4%), Andalucía (65.5%) and Comunitat Valenciana (56.8%) recorded the highest annual growth in the number of mercantile companies incorporated in February.

In turn, Comunidad Foral de Navarra (18.7%), Galicia (24.8%) and Extremadura (27.1%) recorded the lowest growth.

Annual variation in mercantile companies created by Autonomous Community. February 2026

Percentage



Current press release at: <https://www.ine.es/dyngs/Prensa/en/SM0226.htm>

Data revisions and updates

The data for 2026 are provisional and will be reviewed when the data for the same period in 2027 are published. All the results of this operation are available at [INEbase](#).

In accordance with the [Commission's Delegated Regulation \(EU\) 2023/137](#) the INE has begun to work on incorporating the new National Classification of Economic Activities CNAE-2025 in all its statistical operations.

In the case of Mercantile Companies, the first publication of results with CNAE-2025 will take place in March 2028.

Methodological note

The Mercantile Companies Statistics were created by Order of 30 April 1938. Their objective is to measure the demographics of companies, providing monthly information, at provincial and Autonomous Community level, on the companies incorporated, dissolved and those in which there have been changes in capital.

The source of information is the Central Mercantile Registry, which collects all provincial information on the registration of companies and entrepreneurs, as well as mercantile acts determined by law.

Type of survey: continuous monthly survey.

Population scope: set of companies registered in the Central Mercantile Register.

Geographical scope: the entire national territory, by Autonomous Communities and provinces.

Reference period of the results: the calendar month.


Reference period of the information: the calendar month.

Collection method: official records.

More information on the [methodology](#) and the [standardised methodological report](#).

INE statistics are produced in accordance with the Code of Good Practice for European Statistics. More information on [Quality at the INE](#) and the [Code of Best Practice](#).

For further information see [INEbase](#)

Official INE account on  [@es_ine](#)

All press releases at: www.ine.es/en/prensa/prensa_en.htm

 Press office: (+34) 91 583 93 63 / (+34) 661 944 540 / (+34) 678 168 837 – gprensa@ine.es

 Information area: (+34) 91 583 91 00 – www.ine.es/infoine/?L=1