

## Mercantile Companies Statistics (MC) May 2024. Provisional data

### Main results

- The number of mercantile companies created decreased by 7.3% in May compared to the same month in 2023.
- The number of dissolved companies decreased by 20.1% compared to the same month in 2023.

### More information

- [Annex of tables](#) (includes information from the Autonomous Communities)
- [Detailed results](#)

In May, 9,652 mercantile companies were incorporated, 7.3% less than in the same month of 2023. The subscribed capital for their incorporation fell by 12.4% for the year and the average subscribed capital (€32,660) decreased by 5.6%.

On the other hand, 2,190 companies increased their capital, 20.2% fewer than in May 2023. The subscribed capital in capital increases rose by 0.1%.

The number of dissolved mercantile companies decreased by 20.1% in annual rate. 85.1% of them did so voluntarily.

### Mercantile companies created, increasing their capital and dissolved. May 2024

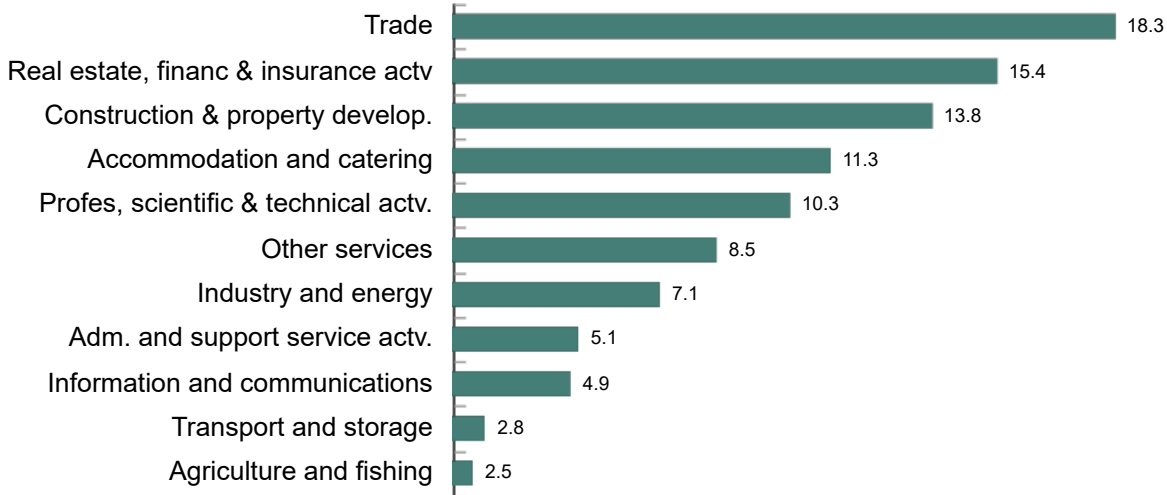
		Total	% Variation		
			Monthly	Annual	Annual accumulated
Mercantile companies created	Number	9,652	-17.9	-7.3	6.0
	Capital subscribed (thousands of euros)	315,238	-34.7	-12.4	31.4
	Average capital subscribed (euros)	32,660	-20.5	-5.6	24.0
Mercantile companies increasing their capital	Number	2,190	-22.6	-20.2	-1.2
	Capital subscribed (thousands of euros)	1,578,302	-25.2	0.1	10.9
	Average capital subscribed (euros)	720,686	-3.3	25.5	12.3
Mercantile companies dissolved	Number	1,361	-26.2	-20.1	-5.8
	- Voluntary	1,158	-24.1	-17.8	-3.8
	- Merger	69	-37.8	-34.3	-33.8
	- Other	134	-35.6	-29.1	11.9

**Results by main economic activity principal**

Of the mercantile companies incorporated in May, 18.3% were *Trade* and 15.4% were *Real estate, financial and insurance companies*. As for the dissolved companies, 21.0% were in *Trade* and 17.1% in *Construction*.

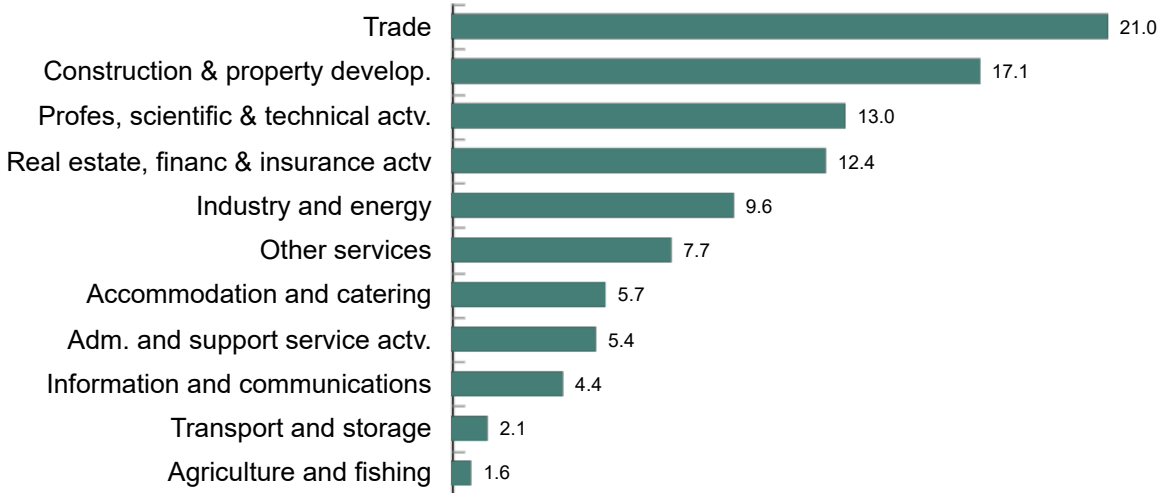
**Mercantile companies created by main economic activity. May 2024**

Percentage



**Mercantile companies dissolved by main economic activity. May 2024**

Percentage

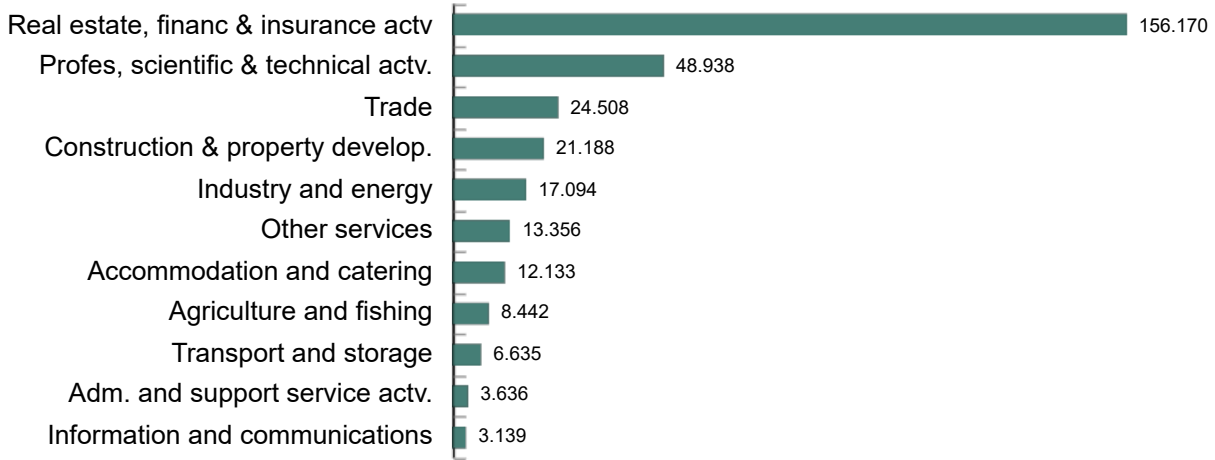


The economic activity with the largest subscribed capital of mercantile companies incorporated was *Real estate, financial and insurance*, with 156.17 million euros. In turn, *Information and communications* companies had the lowest capital, with 3.14 million.

Current press release at: <https://www.ine.es/dyngs/Prensa/en/SM0524.htm>

**Capital subscribed of mercantile companies created by main economic activity. May 2024**

Thousands of euros



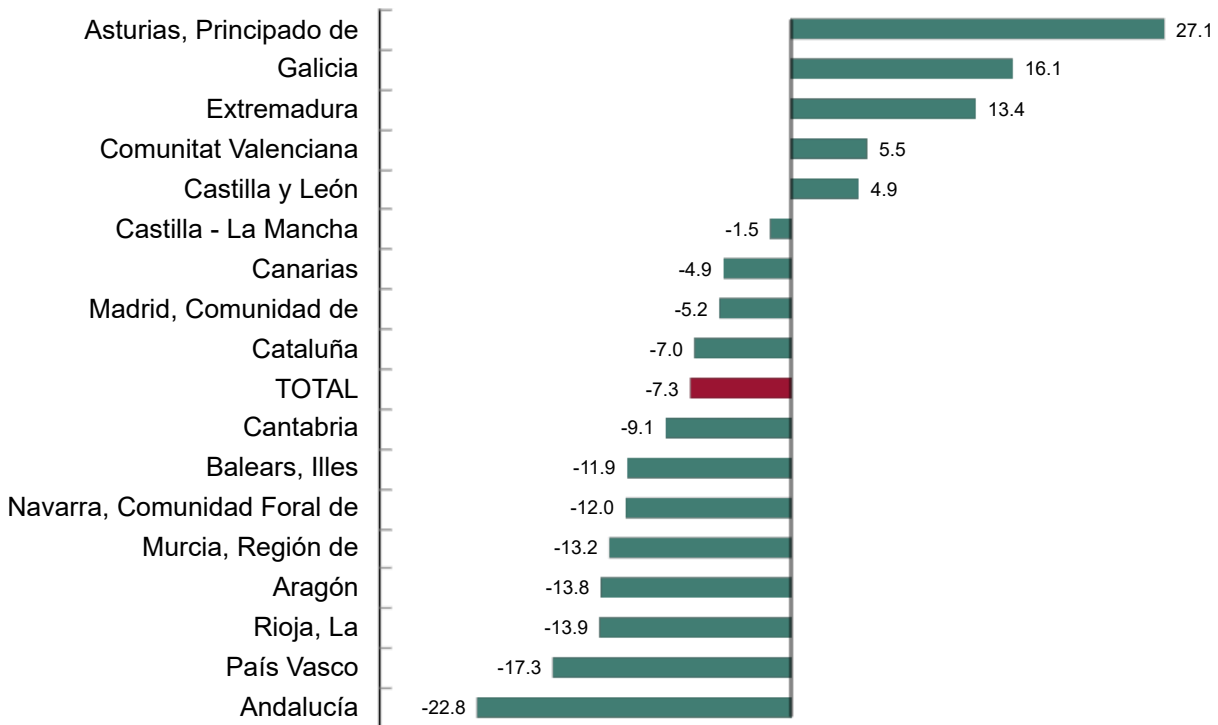
**Results by Autonomous Community**

Principado de Asturias (27.1%), Galicia (16.1%) and Extremadura (13.4%) recorded the highest rises in annual growth in the number of mercantile companies incorporated.

In turn, Andalucía (-22.8%), País Vasco (-17.3%) and La Rioja (-13.9%) registered the largest decreases.

**Annual variation in mercantile companies created by Autonomous Community. May 2024**

Percentage



**Revision and updating of data**

The data for 2024 are provisional and will be reviewed when the data for the same period next year are published. All results of this operation are available on [INEbase](#).

Current press release at: <https://www.ine.es/dyngs/Prensa/en/SM0524.htm>

## Methodological note

The Mercantile Companies Statistics were created by Order of 30 April 1938. Their objective is to measure the demographics of companies, providing monthly information, at provincial and Autonomous Community level, on the companies incorporated, dissolved and those in which there have been changes in capital.

The source of information is the Central Mercantile Registry, which collects all provincial information on the registration of companies and entrepreneurs, as well as mercantile acts determined by law.

**Type of survey:** continuous monthly survey.

**Population scope:** set of companies registered in the Central Mercantile Register.

**Geographical scope:** the entire national territory, by Autonomous Communities and provinces.

**Reference period of the results:** the calendar month.


**Reference period of the information:** the calendar month.

**Collection method:** official records.

More information on the [methodology](#) and the [standardised methodological report](#).

INE statistics are produced in accordance with the Code of Good Practice for European Statistics. More information on [Quality at the INE](#) and the [Code of Best Practice](#).

For further information see [INEbase](#)

Official INE account on  [@es\\_ine](#)

All press releases at: [www.ine.es/en/prensa/prensa\\_en.htm](http://www.ine.es/en/prensa/prensa_en.htm)

 Press office: (+34) 91 583 93 63 / 94 08 – [gprensa@ine.es](mailto:gprensa@ine.es)

 Information area: (+34) 91 583 91 00 – [www.ine.es/infoine/?L=1](http://www.ine.es/infoine/?L=1)