

30 January 2025

## Flash estimate of the Consumer Price Index (CPI) Flash estimate of the Harmonised Consumer Price Index (HCPI) January 2025

### Main results

- The annual change in the flash estimate of the CPI stands at 3.0% in January, two tenths higher than the one registered in December.
- The annual rate of the flash indicator of underlying inflation decreases two tenths, to 2.4%.
- The annual rate of the flash indicator of the HCPI is 2.9%.

### More information

- [CPI detailed results](#)
- [HCPI detailed results](#)

The estimated annual inflation of the CPI in January 2025 is 3.0%, according to the flash indicator prepared by the NSI.

This indicator provides a preview of the CPI which, if confirmed, would mean an increase of two tenths in its annual rate, since in December this variation was 2.8%.

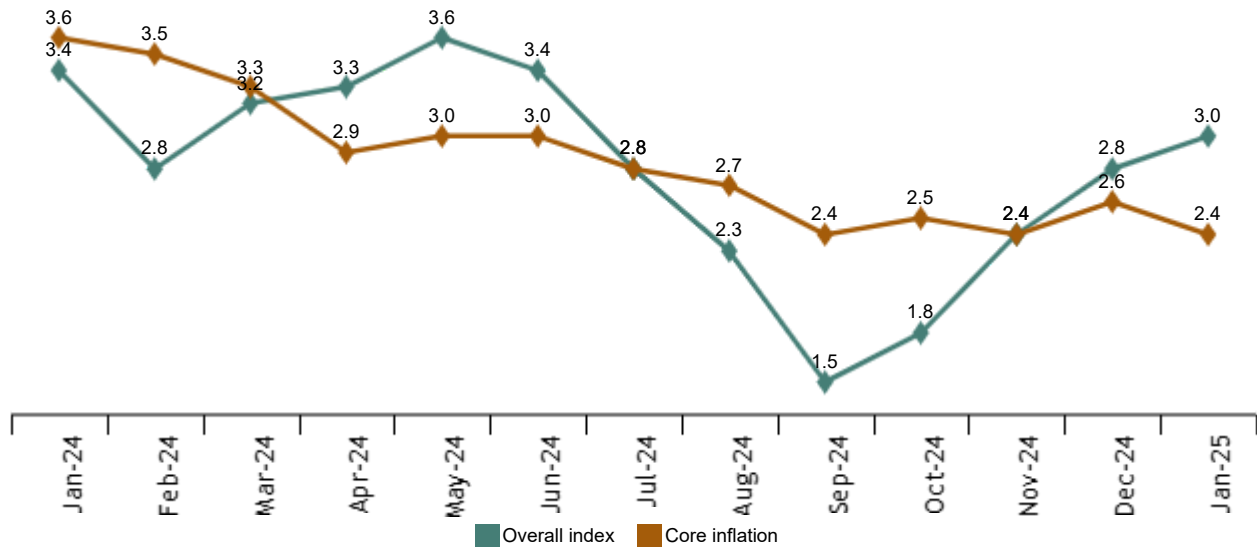
This evolution is mainly due to the increase in *fuel* prices, compared with the decrease in January 2024. Also, although to a lesser extent, due to *electricity* prices, which increased more than in the same month of the previous year.

On the other hand, the lower influence of *leisure and culture*, whose prices fell more than in January last year, is noteworthy.

The estimated annual variation rate of underlying inflation (general index excluding non-processed food and energy products) decreases two tenths, to 2.4%.

## Annual rate of the CPI<sup>1</sup>

General and underlying index. Percentage



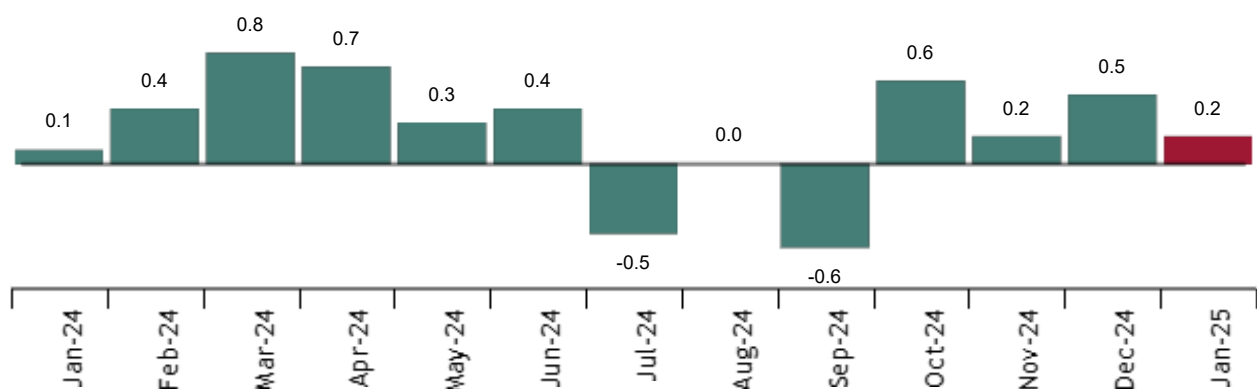
<sup>1</sup> The last data refers to the flash estimate.

## Monthly rate evolution

Consumer prices registered a rate of 0.2% in January compared to December, according to the leading indicator of the CPI.

## Monthly rate of CPI<sup>1</sup>

General Index. Percentage



<sup>1</sup> The last data refers to the flash estimate.

## Harmonized Consumer Price Index (HCPI)

In January, the estimated annual variation rate of the HCPI stood at 2.9%, one tenth higher than the one registered in the previous month.

For its part, the estimated monthly variation of the HCPI is -0.1%.

## Data reviews and updates

The data released today is a preview of the final CPI and HCPI data to be released next month. Until then, the results are available at [INEBase](#).

## Methodological note

The Consumer Price Index (CPI) is a statistical measure of the evolution of the prices of goods and services consumed by the population that reside in family dwellings in Spain.

In turn, the Harmonised Consumer Price Index (HCPI) is a statistical indicator whose objective is to provide a common average of the inflation that allows conducting international comparisons.

**Type of survey:** continuous on a monthly basis.

**Base period:** 2021 (CPI) and 2015 (HCPI).

**Reference period of weightings:** year prior to the current year.

**Sample of municipalities:** 177.

**Number of items:** 462 (CPI) y 461 (HCPI), traditionally collected, and 737 scanner data.

**Number of observations:** approximately 210,000 prices per month.

**Functional classification:** ECOICOP.

**General method of calculation:** chained Laspeyres.


**Collection method:** interviewers in establishments, scanner data and centralised collection for special items.

For more information you can access the [methodology](#) and the standardised methodology report (CPI y HICP).

NSI statistics are produced in accordance with the Code of Good Practice for European Statistics. More information in [Quality at NSI and Code of Good Practice](#).

---

For further information see [INEbase](#)

Official INE account on  [@es\\_ine](#)

---

All press releases at: [www.ine.es/en/prensa/prensa\\_en.htm](http://www.ine.es/en/prensa/prensa_en.htm)

 Press office: (+34) 91 583 93 63 / 94 08 – [gprensa@ine.es](mailto:gprensa@ine.es)

 Information area: (+34) 91 583 91 00 – [www.ine.es/infoine/?L=1](http://www.ine.es/infoine/?L=1)