

12 September 2022

Mercantile Companies Statistics (MC)
July 2022. Provisional data

In July, 7,180 mercantile companies were created, 14.4% less than in the same month of 2021.

The number of companies dissolved was 1,624, with an annual increase of 8.0%

In July, 7,180 mercantile companies were created, 14.4% less than in the same month of 2021. The subscribed capital for their constitution exceeded 318 million euros, with an annual decrease of 37.2%. The average subscribed capital (44,340 euros) decreased by 26.7%.

On the other hand, 2,070 mercantile companies increased their capital in July, 5.3% less than in the same month of 2021. The capital subscribed in the increases registered a decrease of 63.9% and reached 1,582 million euros. The average capital subscribed in these transactions (764,261 euros) decreased 61.9% in the annual rate.

The number of mercantile companies dissolved in July was 1,624, 8.0% more than in the same month of 2021. Of these, 74.3% did so voluntarily, 13.7% due to mergers and the remaining 12.0% for other reasons.

Mercantile companies created, increasing their capital and dissolved
July 2022

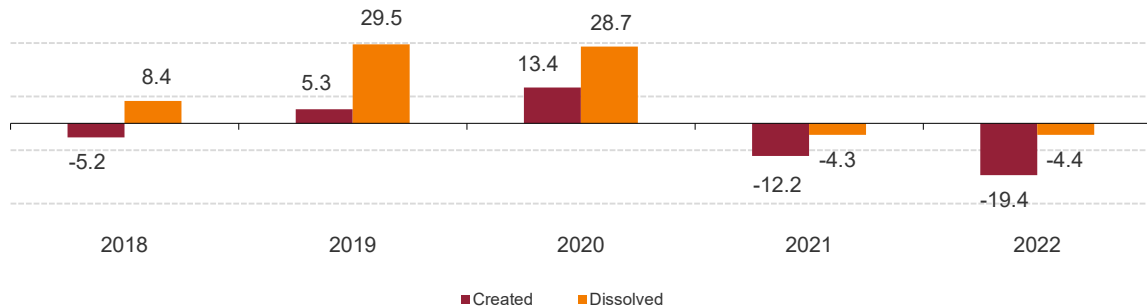
	Total	% Variation		
		Monthly	Annual	Annual accumulated
Mercantile companies created				
Number	7,180	-19.4	-14.4	-3.3
Capital subscribed (thousands of euros)	318,358	-12.3	-37.2	-10.6
Average capital subscribed (euros)	44,340	8.8	-26.7	-7.5
Mercantile companies increasing their capital				
Number	2,070	-14.8	-5.3	-2.0
Capital subscribed (thousands of euros)	1,582,021	-10.1	-63.9	-33.1
Average capital subscribed (euros)	764,261	5.6	-61.9	-31.7
Mercantile companies dissolved				
Number	1,624	-4.4	8.0	7.7
- Voluntary	1,206	-5.9	7.7	7.5
- Merger	222	20.0	18.7	28.5
- Other	196	-15.5	-0.5	-8.3

Evolution of the monthly rate

In order to contribute to the analysis and interpretation of the data, the following chart shows the variation of the number of mercantile companies created and dissolved between June and July in the last five years. In 2022, the monthly variation in the number of companies created was -19.4% and -4.4% in the number of companies dissolved.

Performance of the monthly rate of mercantile companies created and dissolved

July variation is compared with June of the same year. Percentage

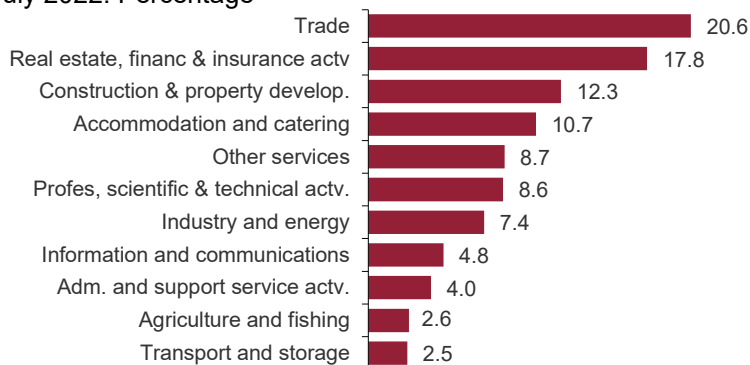


Results by main economic activity

Of the mercantile companies created in July, 20.6% corresponded to *Trade* and 17.8% to *Real estate, financial and insurance companies*. Regarding the dissolved companies, 18.6% corresponded to *Trade* and 16.7% to *Real Estate, finance and insurance*.

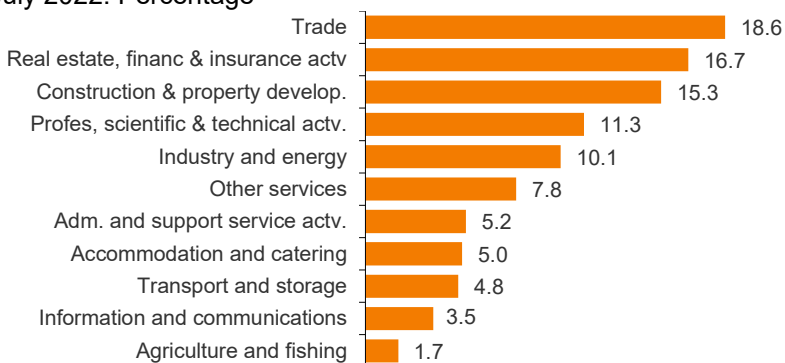
Mercantile companies created by main economic activity

July 2022. Percentage



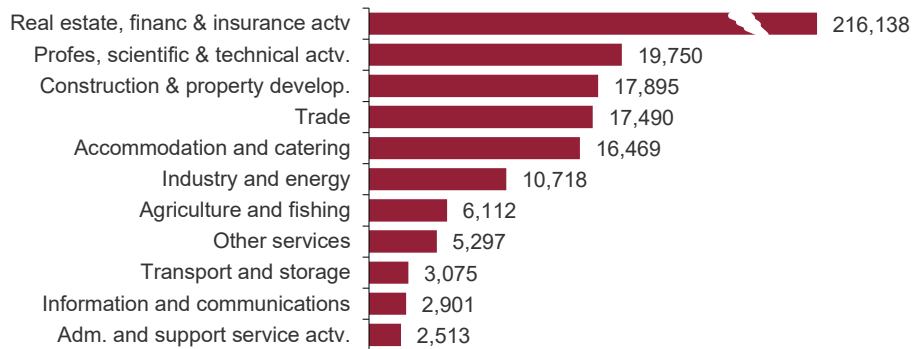
Mercantile companies dissolved by main economic activity

July 2022. Percentage



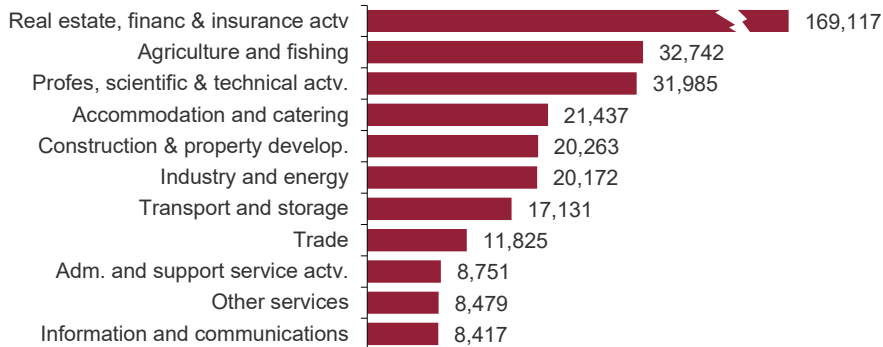
The economic activity with the largest subscribed capital of mercantile companies created was *Real estate, financial and insurance*, with 216.14 million euros. In turn, *Administrative and support service activities* registered the lowest capital, with 2.51 million.

Subscribed capital of mercantile companies created by main economic activity
July 2022. Thousands of euros



In regard to the average subscribed capital of the mercantile companies created, *Real Estate, financial and insurance* registered the highest, with 169,117 euros per company. In turn, *Information and communications* registered the lowest average, with 8,417 euros.

Average subscribed capital of mercantile companies created, according to their main economic activity
July 2022. Euros



Results by Autonomous Community

The Autonomous Communities with the greatest number of mercantile companies created in July were Comunidad de Madrid (1,665), Cataluña (1,391), and Andalucía (1,200).

In turn, those in which the fewest mercantile companies have been created were La Rioja (22), Comunidad Foral de Navarra (32), and Cantabria (49).

In regard to dissolved mercantile companies, the Autonomous Communities that registered the highest number of dissolutions were Comunidad de Madrid (555), Andalucía (247) and Comunitat Valenciana (173).

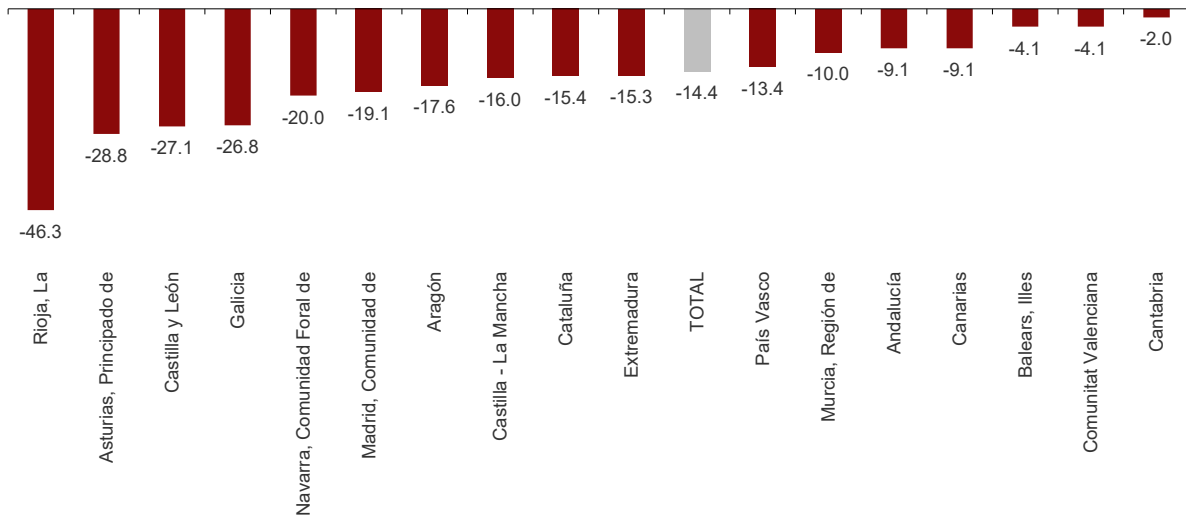
In turn, those with the lowest number of dissolved companies were Comunidad Foral de Navarra (five), La Rioja (six) and Cantabria (12).

Mercantile companies created and dissolved by Autonomous Community July 2022

	Created		Dissolved	
	Number	% Annual variation	Number	% Annual variation
TOTAL	7,180	-14.4	1,624	8.0
Andalucía	1,200	-9.1	247	16.0
Aragón	126	-17.6	37	-2.6
Asturias, Principado de	79	-28.8	33	65.0
Balears, Illes	257	-4.1	44	-17.0
Canarias	280	-9.1	75	21.0
Cantabria	49	-2.0	12	50.0
Castilla y León	194	-27.1	71	2.9
Castilla - La Mancha	221	-16.0	40	42.9
Cataluña	1,391	-15.4	108	-16.3
Comunitat Valenciana	935	-4.1	173	44.2
Extremadura	72	-15.3	24	-14.3
Galicia	224	-26.8	72	-30.1
Madrid, Comunidad de	1,665	-19.1	555	13.0
Murcia, Región de	189	-10.0	44	175.0
Navarra, Comunidad Foral de	32	-20.0	5	25.0
País Vasco	239	-13.4	74	-32.7
Rioja, La	22	-46.3	6	-50.0

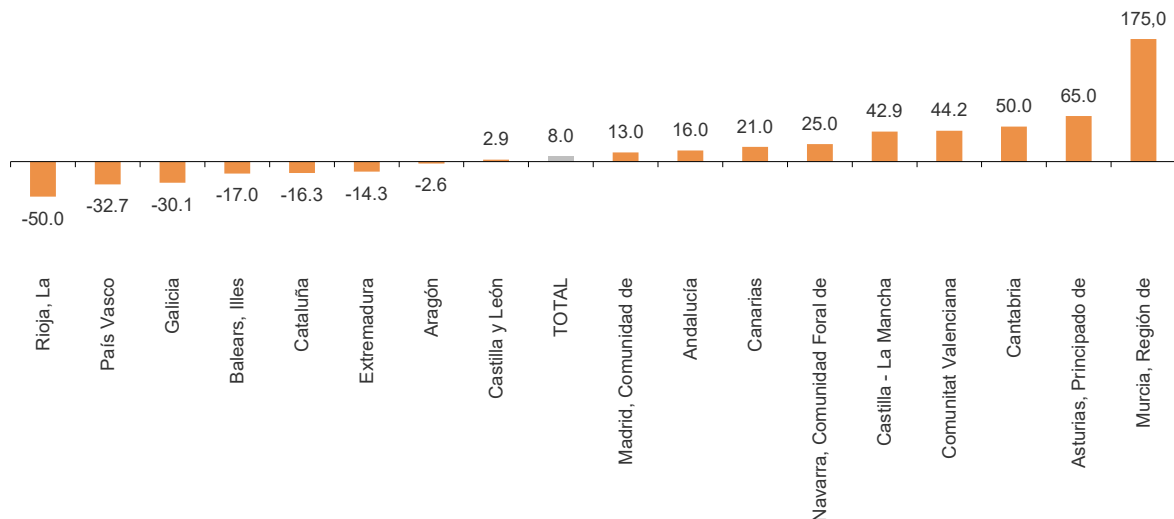
Cantabria (-2.0%), Comunitat Valenciana and Illes Balears (13.3% for both) registered the lowest annual decreases in the number of mercantile companies created. In turn, La Rioja (-46.3%), Principado de Asturias (-28.8%) and Castilla y León (-27.1%) registered the greatest decreases.

Annual variation in mercantile companies created by Autonomous Community July 2022. Percentage



Regarding the mercantile companies dissolved, the highest rates were recorded in Región de Murcia (175.0%), Principado de Asturias (65.0%) and Cantabria (50.0%). Conversely, the greatest decreases took place in La Rioja (-50.0%), País Vasco (-32.7%) and Galicia (-30.1%).

Annual variation in mercantile companies dissolved by Autonomous Community July 2022. Percentage



Revision and updating of data

Data for 2022 is provisional and will be reviewed when the data for the same period of the next year is published. In other words, when the data for June 2023 are published, the final data for the same month of 2022 will be disseminated.

Methodological note

The Mercantile Companies Statistics was created by Order of 30 December 1938. Its objective is to measure the demographics of companies, providing monthly information, at provincial and Autonomous Community level, on the companies created, dissolved and those in which there have been changes in capital.

The source of information is the Central Mercantile Registry, which collects all provincial information on the registration of companies and entrepreneurs, as well as mercantile acts determined by law.

Type of survey: monthly continuous survey.

Population scope: set of companies registered in the Central Mercantile Register.

Geographical scope: the entire national territory, by Autonomous Communities and provinces

Reference period of the results: the calendar month.

Reference period of the information: the calendar month

Collection method: administrative records.

For more information the methodology can be accessed at:

http://www.ine.es/en/daco/daco43/metodologia_sm_en.pdf

The standardized methodological report is at:

<http://www.ine.es/dynt3/metadatos/en/RespuestaDatos.html?oe=30151>

INE statistics are produced in accordance with the Code of Good Practice for European Statistics, which is the basis for the institution's quality policy and strategy. For more information see the section on [Quality at INE and the Code of Best Practices](#) on the INE website.

For further information see **INEbase:** www.ine.es/en/ Twitter: [@es_ine](https://twitter.com/es_ine)

All press releases at: www.ine.es/en/prensa/prensa_en.htm

Press Office: Telephone numbers: (+34) 91 583 93 63 /94 08 – gprensa@ine.es

Information Area: Telephone number: (+34) 91 583 91 00 – www.ine.es/infoine/?L=1

Mercantile Companies Statistics July 2022. Provisional data

MC. 1 Mercantile companies created

Capital in thousands of euros

	General total*			Public limited company			Private limited company		
	Number	Capital		Number	Capital		Number	Capital	
		Subscribed	Disbursed		Subscribed	Disbursed		Subscribed	Disbursed
TOTAL	7,180	318,358	312,716	39	20,021	14,224	7,140	298,334	298,489
Andalucía	1,200	81,126	81,126	1	60	60	1,199	81,066	81,066
Aragón	126	3,793	3,793	0	0	0	125	3,790	3,790
Asturias, Principado de	79	1,173	1,173	0	0	0	79	1,173	1,173
Balears, Illes	257	1,767	1,767	0	0	0	257	1,767	1,767
Canarias	280	14,284	14,254	2	120	90	278	14,164	14,164
Cantabria	49	414	414	0	0	0	49	414	414
Castilla y León	194	2,968	2,968	0	0	0	194	2,968	2,968
Castilla - La Mancha	221	4,291	4,291	0	0	0	221	4,291	4,291
Cataluña	1,391	53,768	52,723	7	7,958	6,758	1,384	45,810	45,965
Comunitat Valenciana	935	47,905	47,305	2	2,400	1,800	933	45,505	45,505
Extremadura	72	8,287	8,287	0	0	0	72	8,287	8,287
Galicia	224	6,098	6,098	0	0	0	224	6,098	6,098
Madrid, Comunidad de	1,665	78,069	74,702	24	8,163	4,796	1,641	69,906	69,906
Murcia, Región de	189	7,607	7,607	0	0	0	189	7,607	7,607
Navarra, Comunidad Foral de	32	496	496	0	0	0	32	496	496
País Vasco	239	5,992	5,392	3	1,320	720	236	4,672	4,672
Rioja, La	22	216	216	0	0	0	22	216	216
Ceuta	0	0	0	0	0	0	0	0	0
Melilla	5	102	102	0	0	0	5	102	102

MC. 2 Mercantile companies that increase capital and are dissolved

Capital in thousands of euros

	Increase capital						Dissolved			
	General total*		Public limited companies		Private limited companies		Total	Voluntary	Merged	Other
	Number	Capital	Number	Capital	Number	Capital	Number	Number	Number	Number
TOTAL	2,070	1,582,021	122	236,744	1,948	1,345,277	1,624	1,206	222	196
Andalucía	268	172,407	11	6,535	257	165,872	247	184	43	20
Aragón	45	12,782	5	1,505	40	11,279	37	33	1	3
Asturias, Principado de	24	4,665	2	111	22	4,554	33	28	2	3
Balears, Illes	61	44,663	2	26,545	59	18,117	44	33	8	3
Canarias	62	27,546	3	4,069	59	23,477	75	63	5	7
Cantabria	9	1,500	0	0	9	1,500	12	11	0	1
Castilla y León	58	25,727	0	0	58	25,727	71	63	2	6
Castilla - La Mancha	57	15,789	4	3,106	53	12,683	40	29	4	7
Cataluña	417	374,347	19	26,651	398	347,696	108	66	12	30
Comunitat Valenciana	188	83,119	6	1,386	182	81,734	173	98	28	47
Extremadura	18	6,300	0	0	18	6,300	24	20	1	3
Galicia	77	26,300	6	16,900	71	9,400	72	53	4	15
Madrid, Comunidad de	625	717,602	51	129,993	574	587,610	555	423	98	34
Murcia, Región de	56	7,871	4	425	52	7,446	44	30	5	9
Navarra, Comunidad Foral de	10	1,789	1	55	9	1,735	5	0	4	1
País Vasco	82	53,447	7	19,216	75	34,232	74	62	5	7
Rioja, La	11	5,523	0	0	11	5,523	6	6	0	0
Ceuta	2	645	1	250	1	395	0	0	0	0
Melilla	0	0	0	0	0	0	4	4	0	0

* The general total includes collective societies and partnership companies

July 2022. Provisional data

MC. 3 Mercantile companies that disburse installment payments on subscribed shares and companies that reduce capital

Capital in thousands of euros

	Disburs. of install. paym. on sub. shares		Reduce capital	
	Number	Disbursed capital	Number	Subscribed capital
TOTAL	23	24,262	500	1,125,091
Andalucía	1	41	60	299,936
Aragón	0	0	8	721
Asturias, Principado de	0	0	5	68
Balears, Illes	1	42	7	5,468
Canarias	0	0	18	24,531
Cantabria	0	0	2	143,405
Castilla y León	1	4,000	15	3,588
Castilla - La Mancha	1	750	10	3,568
Cataluña	3	1,877	113	79,007
Comunitat Valenciana	1	30	48	30,687
Extremadura	0	0	8	2,560
Galicia	0	0	31	13,358
Madrid, Comunidad de	13	17,430	137	281,266
Murcia, Región de	0	0	11	3,639
Navarra, Comunidad Foral de	0	0	5	1,046
País Vasco	2	93	19	220,454
Rioja, La	0	0	3	11,791
Ceuta	0	0	0	0
Melilla	0	0	0	0

MC. 4 Mercantile companies created by type of company

Capital in thousands of euros

	Total		Mercantile companies		Public limited labour companies		Special companies and other agencies	
	Number	Capital	Number	Capital	Number	Capital	Number	Capital
	2021							
July	8,449	507,422	8,388	507,253	0	0	61	169
August	6,365	365,596	6,310	365,547	0	0	55	49
September	6,678	226,453	6,622	225,510	0	0	56	943
October	7,399	204,732	7,350	204,120	0	0	49	611
November	8,215	629,925	8,181	629,879	0	0	34	46
December	8,443	326,788	8,396	326,081	0	0	47	706
January	8,260	503,272	8,195	503,189	0	0	65	83
2022								
February	9,346	711,679	9,237	709,423	0	0	109	2,255
March	11,252	392,645	11,071	391,572	0	0	181	1,073
April	8,516	282,875	8,474	282,800	0	0	42	75
May	9,230	376,496	9,132	376,081	0	0	98	414
June	8,993	364,048	8,909	362,941	0	0	84	1,107
July	7,224	319,591	7,180	318,358	0	0	44	1,232