

1st Jun 2021

Total expenditure survey
April 2021. Provisional data

Total expenditure by international tourists visiting Spain in April reach 671 million euros

During the first four months of 2021, the total expenditure by international tourists decreased by 83.3%, as compared with the same period of the previous year

Average expenditure per tourist stands at 1,064 euros

The high alert period for the management of the health crisis situation caused by COVID-19 meant the suppression of the flow of international visitors to Spain for tourist reasons in April 2020. As a consequence, the expenditure by international visitors to Spain for tourism reasons was zero.

In the same way, the value of any of the breakdowns associated with this expenditure, whether considering the country of residence, main destination Autonomous Community, main type of accommodation, main reason for the trip, method of organization, etc., has also been null.

For this reason, it is not possible to calculate the variation rates for April 2021 with respect to the same month of the previous year for data about tourist expenditure.

International tourist expenditure

Total expenditure made by international tourists visiting Spain in April reached 671 million euros.

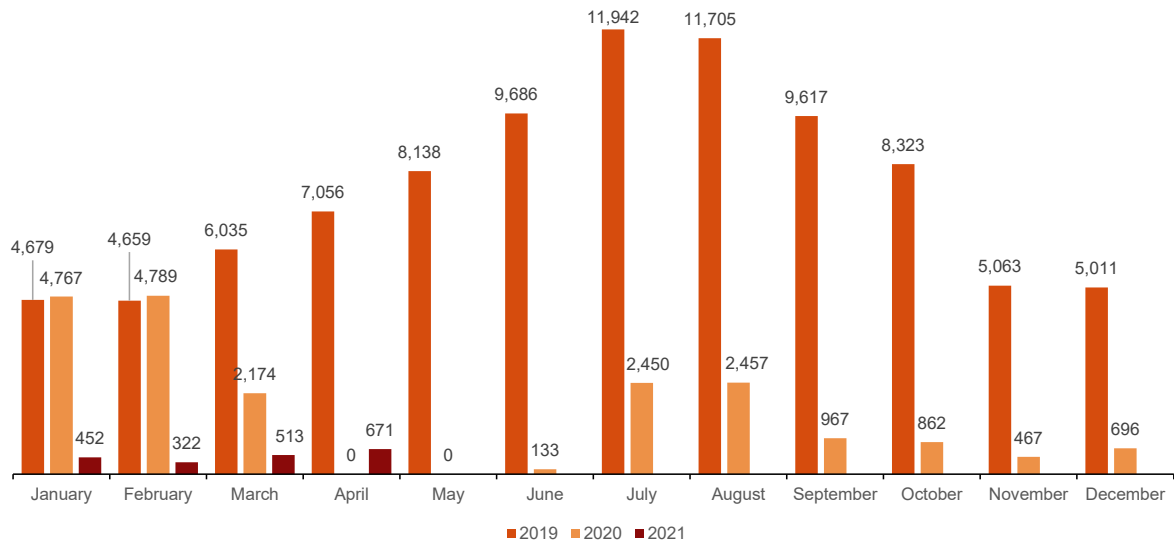
The average expenditure per tourist stood at 1,064 euros. On the other hand, the average daily expenditure up to 131 euros.

The average stay by international tourists was 8.2 days in April.

During the first four months of 2021, the total expenditure by international tourists decreased by 83.3%, as compared with the same period of the previous year, reaching 1,958 million euros.

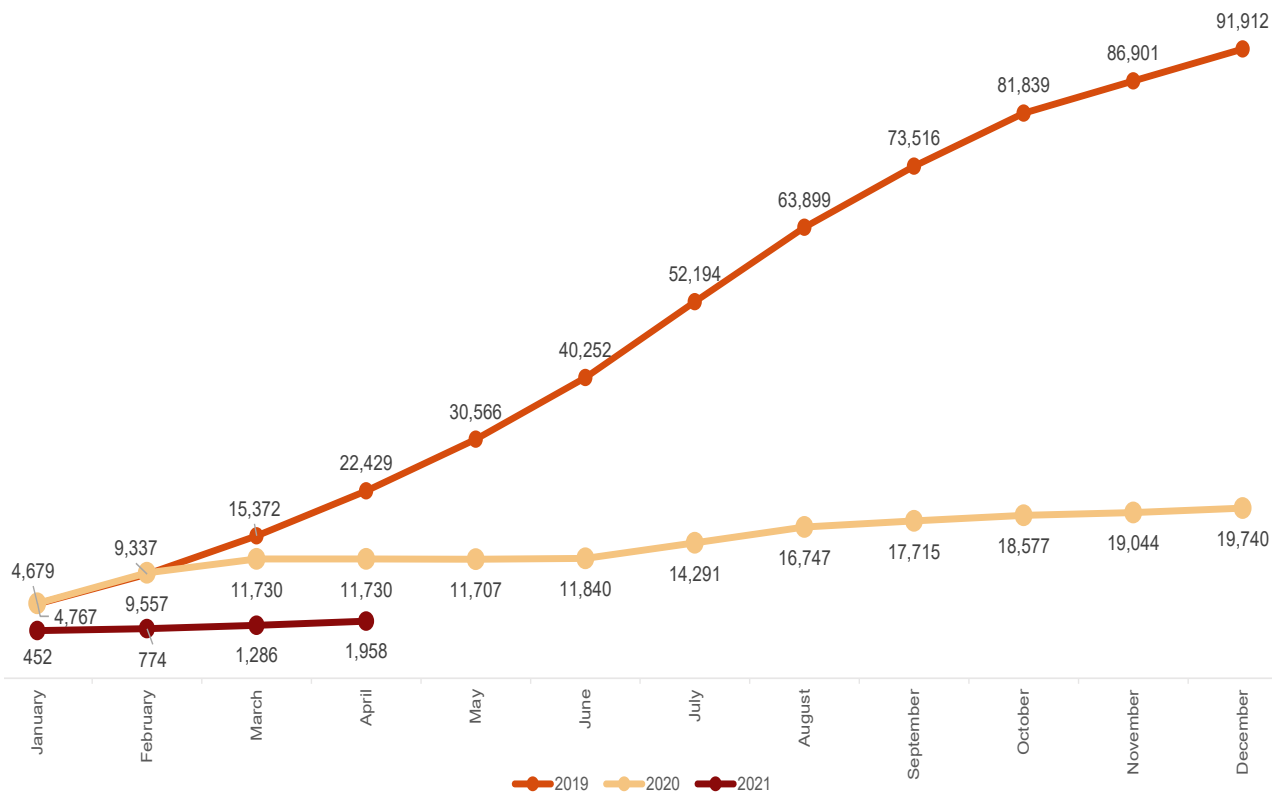
International tourist expenditure. Comparative 2019-2020-2021

Millions of euros



International tourist cumulated expenditure. Comparative 2019-2020-2021

Millions of euros



Sending countries

The main sending countries, in terms of level of expenditure in April were Germany (accounting for 22.5% of the total), France (13.3%) and Italy (6.0%).

International tourist expenditure by country of residence

	April 2021							
	Total expenditure (millions of €)	Annual variation	Average expenditure by tourist (€)	Annual variation	Daily average expenditure (€)	Annual variation	Average duration of the trips	Annual variation
TOTAL	671	-	1,064	-	131	-	8.2	-
Germany	151	-	1,051	-	117	-	9.0	-
France	89	-	768	-	127	-	6.0	-
Italy	40	-	986	-	143	-	6.9	-
Nordic Countries	34	-	1,265	-	105	-	12.1	-
United Kingdom	27	-	1,111	-	87	-	12.8	-
Rest of the world	330	-	1,182	-	148	-	8.0	-

During the first four months of 2021, Germany was the country with the largest cumulative expenditure (18.5% of the total). It was followed France (14.6%) and Nordic Countries (5.6%).

The tourist cumulated expenditure by tourists from Germany decreased by 74.8%, as compared with the same period of the previous year, by those from France by 65.4% and by those from Nordic Countries by 90.5%.

International tourist cumulated expenditure by country of residence

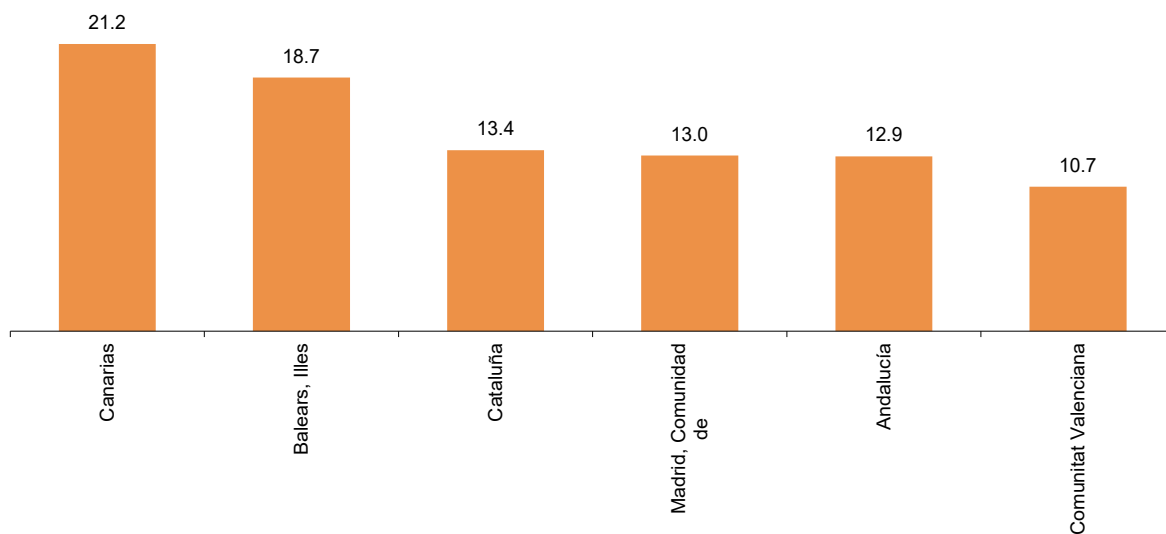
	Year 2021		
	Total expenditure (millions of €)	Percentage	Annual variation
TOTAL	1,958	100.0	-83.3
Germany	362	18.5	-74.8
France	285	14.6	-65.4
Italy	97	4.9	-77.4
Nordic Countries	110	5.6	-90.5
United Kingdom	89	4.6	-95.4
Rest of the world	1,014	51.8	-82.9

Main destination Autonomous Communities

The main destination Autonomous Communities with the greatest weight in total tourist expenditure in April were Canarias (with 21.2% of the total), Illes Balears (18.7%) and Cataluña (13.4%).

Total expenditure by main destination Autonomous Community

Percentage



During the first four months of 2021, the main destination Autonomous Communities with more cumulative expenditure were Canarias (with 26.9% of the total), Cataluña (14.8%) and Comunidad de Madrid (14.3%).

The tourist cumulated expenditure decreased by 84.8% in Canarias, by 87.4% in Cataluña and by 84.9% in Comunidad de Madrid.

International tourist cumulated expenditure by Autonomous Community main destination

	Year 2021		
	Total expenditure (millions of €)	Percentage	Annual variation
TOTAL	1,958	100.0	-83.3
Canarias	526	26.9	-84.8
Cataluña	289	14.8	-87.4
Madrid, Comunidad de	280	14.3	-84.9
Balears, Illes	218	11.1	-44.0
Andalucía	215	11.0	-87.2
Comunitat Valenciana	214	10.9	-82.5
Rest of ACs	215	11.0	-74.4

Expenditure items

The expenditure on international transport (excluded on tourist package) was the most important items, representing 21.2% of the total.

The following items were expenditure on activities and expenditure on food and drinks, which accounted for 20.9% and 17.4% of the total, respectively.

International tourist expenditure by expenditure categories

	April 2021		
	Total (millions of euros)	Percentage	Annual variation
TOTAL	671	100.0	-
Expenditure on tourist package	60	9.0	-
Expenditure excluded on tourist package	611	91.0	-
- Expenditure on international transport	142	21.2	-
- Expenditure on accommodation	112	16.7	-
- Expenditure on food and drinks	117	17.4	-
- Expenditure on activities	140	20.9	-
- Other expenditure	99	14.8	-

Main type of accommodation, method of organization and main reason for the trip

60.0% of total tourist expenditure in April was made by tourists staying at hotels. On the other hand, expenditure in non-rented accommodation accounted for 26.0% of the total.

Expenditure by tourists not travelling with a tourist package represents 86.4% of the total.

In terms of the reasons for travel, tourists visiting Spain for leisure generated 67.2% of the total expenditure.

International tourist expenditure by main type of accommodation, type of organization and main purpose of the trip

	April 2021							
	Total expenditure (millions of €)	Annual variation	Average expenditure by tourist (€)	Annual variation	Daily average expenditure (€)	Annual variation	Average duration of the trips	Annual variation
TOTAL (*)	671	-	1,064	-	131	-	8.2	-
Rented accommodation	497	-	1,078	-	179	-	6.0	-
- Hotel accommodation	403	-	1,023	-	214	-	4.8	-
- Rest rented accommodation	94	-	1,394	-	104	-	13.4	-
Non rented accommodation	174	-	1,027	-	74	-	13.9	-
TOTAL	671	-	1,064	-	131	-	8.2	-
Without tourist package	580	-	1,054	-	125	-	8.4	-
With tourist package	91	-	1,134	-	177	-	6.4	-
TOTAL	671	-	1,064	-	131	-	8.2	-
Leisure	451	-	1,150	-	136	-	8.5	-
Work	112	-	849	-	168	-	5.1	-
Other motives	107	-	1,014	-	94	-	10.8	-

(*) It is distinguished two main groups of accommodation, depending on whether there was a monetary transaction or not: rented accommodation (payment accommodation; hotels, renting accommodation, camping site, rural accommodation and other rented accommodation) or non rented accommodation (own dwelling, family or friends dwellings and other non rented accommodation)

Stopovers on trips and overnight stays by Autonomous Communities

The autonomous community in which most of the stopovers¹ on trips made by international tourists took place in April is Illes Balears, with 19.2% of the total.

On the other hand, the total number of overnight stays by international tourists in all types of accommodation (hotels, holiday dwellings, own homes, homes of relatives or friends, rented dwelling, etc.) reached 5.1 million.

Canarias was the Autonomous Community with the most overnight stays, with more than 1.1 million, in April. It was followed by Illes Balears, with 1.0 million, and Andalucía with 817,540.

Stopovers and overnight stays by Autonomous Community of destination

	April 2021					
	Number of stopovers	Percentage	Annual variation	Number of overnight stays	Percentage	Annual variation
TOTAL	692,616	100.0	-	5,141,512	100.0	-
Balears, Illes	132,940	19.2	-	1,006,805	19.6	-
Canarias	119,428	17.2	-	1,165,310	22.7	-
Cataluña	101,924	14.7	-	494,224	9.6	-
Resto de CCAA	98,511	14.2	-	535,894	10.4	-
Andalucía	92,433	13.3	-	817,540	15.9	-
Comunitat Valenciana	77,123	11.1	-	757,774	14.7	-
Rest of ACs	70,257	10.1	-	363,966	7.1	-

Review and update of data

Coinciding with today's publication, INE has updated the data corresponding to the month of April 2020, which become definitive.

¹ A stopover refers to each overnight stay made during the trip. A trip may have as many stopovers as intermediate destinations where the traveller has stayed at least one night.

Methodological note

The main objective of the Tourist Expenditure Survey (EGATUR) is to obtain monthly information on the tourist expenditure made by non-residents in Spain in their trips to our country.

For the preparation of EGATUR the international definitions and recommendations of the UNWTO and EUROSTAT in this field are followed.

Type of operation: continuous monthly statistics.

Population scope: this refers to non-residents in Spain who enter our country, whether or not they have stayed overnight, as well as those who pass through our country in transit.

Geographical scope: the entire national territory. The sample is collected at the main access points for non-resident travellers (road, airport, port and rail).

Reference period of the results: the month.

Sample size: The theoretical annual sample size of EGATUR exceeds 127,000 surveys, which are distributed throughout the year according to the seasonality of the flow of passengers and to the sample design, which is defined for each access road independently, setting a fraction of the sub-sampling from the FRONTUR sample.

Type of sampling: Single-stage, where the estimates of the FRONTUR survey are used as the target population to which the EGATUR data are elevated.

Collection method: The collection of information is carried out by direct interview when the traveler leaves Spain, using a multilingual electronic questionnaire. It must be taken into account that visitors are surveyed at the time of leaving the country, so the information collected may refer to a longer period than that of the reference month.

A more complete tabulation plan with the main series of aggregates, as well as the microdata file for the reference month, is available on the INE website.

For more information you can access the methodology at:

http://www.ine.es/en/daco/daco42/frontur/frontur_egatur_metodologia_en.pdf

And the standardised methodological report at:

<http://www.ine.es/dynt3/metadatos/en/RespuestaDatos.html?oe=16029>

Statistics from INE are prepared in accordance with the European Statistics Code of Practice, which is the basis of the Institution's quality policy and strategy. For more information, consult the section [Quality in the INE and Code of Practice](#) on the INE website.

For further information see **INEbase:** www.ine.es/en/ Twitter: [@es_ine](https://twitter.com/es_ine)

All press releases at: www.ine.es/en/prensa/prensa_en.htm

Press office: Telephone numbers: (+34) 91 583 93 63 /94 08 – gprensa@ine.es

Information Area: Telephone number: (+34) 91 583 91 00 – www.ine.es/infoine/?L=1

Tourist Expenditure Survey

Egatur

April 2021

Provisional data

1. International tourist expenditure by country of residence

	Monthly data							
	Total expenditure (millions of €)	Annual variation	Average expenditure by tourist	Annual variation	Daily average expenditure	Annual variation	Average duration of trips	Annual variation
TOTAL	671	-	1.064	-	131	-	8,2	-
Germany	151	-	1.051	-	117	-	9,0	-
France	89	-	768	-	127	-	6,0	-
Italy	40	-	986	-	143	-	6,9	-
Nordic countries	34	-	1.265	-	105	-	12,1	-
United Kingdom	27	-	1.111	-	87	-	12,8	-
Rest of the world	330	-	1.182	-	148	-	8,0	-

2. International tourist expenditure by Autonomous Community main destination

	Monthly data							
	Total expenditure (millions of €)	Annual variation	Average expenditure by tourist	Annual variation	Daily average expenditure	Annual variation	Average duration of trips	Annual variation
TOTAL	671	-	1.064	-	131	-	8,2	-
Andalucía	87	-	1.038	-	105	-	9,9	-
Balears, Illes	126	-	1.008	-	125	-	8,0	-
Canarias	142	-	1.301	-	122	-	10,7	-
Cataluña	90	-	950	-	182	-	5,2	-
Comunitat Valenciana	72	-	995	-	94	-	10,6	-
Madrid, Comunidad de	87	-	1.331	-	243	-	5,5	-
Rest of ACs	68	-	836	-	127	-	6,6	-

3. International tourist expenditure by main type of accommodation

	Monthly data							
	Total expenditure (millions of €)	Annual variation	Average expenditure by tourist	Annual variation	Daily average expenditure	Annual variation	Average duration of trips	Annual variation
TOTAL	671	-	1.064	-	131	-	8,2	-
Rented accommodation	497	-	1.078	-	179	-	6,0	-
- Hotel accommodation	403	-	1.023	-	214	-	4,8	-
- Rest rented accommodation	94	-	1.394	-	104	-	13,4	-
Non-rented accommodation	174	-	1.027	-	74	-	13,9	-

4. International tourist expenditure by type of organization

	Monthly data							
	Total expenditure (millions of €)	Annual variation	Average expenditure by tourist	Annual variation	Daily average expenditure	Annual variation	Average duration of trips	Annual variation
TOTAL	671	-	1.064	-	131	-	8,2	-
Without tourist package	580	-	1.054	-	125	-	8,4	-
With tourist package	91	-	1.134	-	177	-	6,4	-

Tourist Expenditure Survey

Egatur

April 2021

Provisional data

5. International tourist cumulated expenditure by country of residence

	Cumulative data							
	Total expenditure (millions of €)	Annual variation	Average expenditure by tourist	Annual variation	Daily average expenditure	Annual variation	Average duration of trips	Annual variation
TOTAL	1.958	-83,31	1.064	-4,22	121	-18,66	8,8	17,75
Germany	362	-74,84	1.093	-1,25	112	-13,04	9,7	13,56
France	285	-65,38	682	12,56	94	-2,51	7,2	15,45
Italy	97	-77,38	852	10,39	124	-0,85	6,9	11,33
Nordic countries	110	-90,50	1.367	6,87	116	-21,35	11,8	35,89
United Kingdom	89	-95,39	1.123	15,92	78	-38,06	14,3	87,16
Rest of the world	1.014	-82,94	1.242	-7,26	145	-21,19	8,6	17,68

6. International tourist cumulated expenditure by Autonomous Community main destination

	Cumulative data							
	Total expenditure (millions of €)	Annual variation	Average expenditure by tourist	Annual variation	Daily average expenditure	Annual variation	Average duration of trips	Annual variation
TOTAL	1.958	-83,31	1.064	-4,22	121	-18,66	8,8	17,75
Andalucía	215	-87,15	1.008	-7,64	96	-18,35	10,5	13,12
Balears, Illes	218	-44,03	996	3,69	117	-16,41	8,5	24,05
Canarias	526	-84,79	1.419	12,02	128	-16,14	11,1	33,59
Cataluña	289	-87,41	906	-11,83	138	-26,06	6,6	19,25
Comunitat Valenciana	214	-82,46	1.088	7,91	89	-18,16	12,2	31,85
Madrid, Comunidad de	280	-84,86	1.324	-1,38	227	-3,78	5,8	2,50
Rest of ACs	215	-74,43	695	-11,88	97	-10,62	7,2	-1,41

7. International tourist cumulated expenditure by main type of accommodation

	Cumulative data							
	Total expenditure (millions of €)	Annual variation	Average expenditure by tourist	Annual variation	Daily average expenditure	Annual variation	Average duration of trips	Annual variation
TOTAL	1.958	-83,31	1.064	-4,22	121	-18,66	8,8	17,75
Rented accommodation	1.434	-84,75	1.108	-3,23	175	-0,58	6,3	-2,67
- Hotel accommodation	1.151	-84,15	1.045	-4,56	208	2,02	5,0	-6,45
- Rest rented accommodation	283	-86,80	1.473	8,43	106	-11,62	13,9	22,68
Non-rented accommodation	524	-77,49	959	-3,17	66	-28,54	14,5	35,49

8. International tourist cumulated expenditure by type of organization

	Cumulative data							
	Total expenditure (millions of €)	Annual variation	Average expenditure by tourist	Annual variation	Daily average expenditure	Annual variation	Average duration of trips	Annual variation
TOTAL	1.958	-83,31	1.064	-4,22	121	-18,66	8,8	17,75
Without tourist package	1.684	-80,23	1.037	-4,74	115	-19,94	9,0	18,99
With tourist package	274	-91,48	1.265	7,76	177	7,93	7,1	-0,16

Tourist Expenditure Survey

Egatur

April 2021

Provisional data

9. International tourist expenditure by categories

	Total expenditure (millions of €)	Annual variation
TOTAL	671	-
Expenditure on tourist package	60	-
Expenditure excluded on tourist package	611	-
- Expenditure on international transport	142	-
- Expenditure on accommodation	112	-
- Expenditure on food and drinks	117	-
- Expenditure on activities	140	-
- Other expenditure	99	-

EGATUR (TABLE ANNEX)

April 2021

(3/3)

1 June 2021