

2nd July 2021

Total expenditure survey
May 2021. Provisional data

Total expenditure by international tourists visiting Spain in May reach 1,392 million euros

During the first five months of 2021, the total expenditure by international tourists decreased by 71.5%, as compared with the same period of the previous year

Average expenditure per tourist stands at 1,021 euros

The high alert period for the management of the health crisis situation caused by COVID-19 meant the suppression of the flow of international visitors to Spain for tourist reasons in May 2020. As a consequence, the expenditure by international visitors to Spain for tourism reasons was zero.

In the same way, the value of any of the breakdowns associated with this expenditure, whether considering the country of residence, main destination Autonomous Community, main type of accommodation, main reason for the trip, method of organization, etc., has also been null.

For this reason, it is not possible to calculate the variation rates for May 2021 with respect to the same month of the previous year for data about tourist expenditure.

International tourist expenditure

Total expenditure made by international tourists visiting Spain in May reached 1,392 million euros.

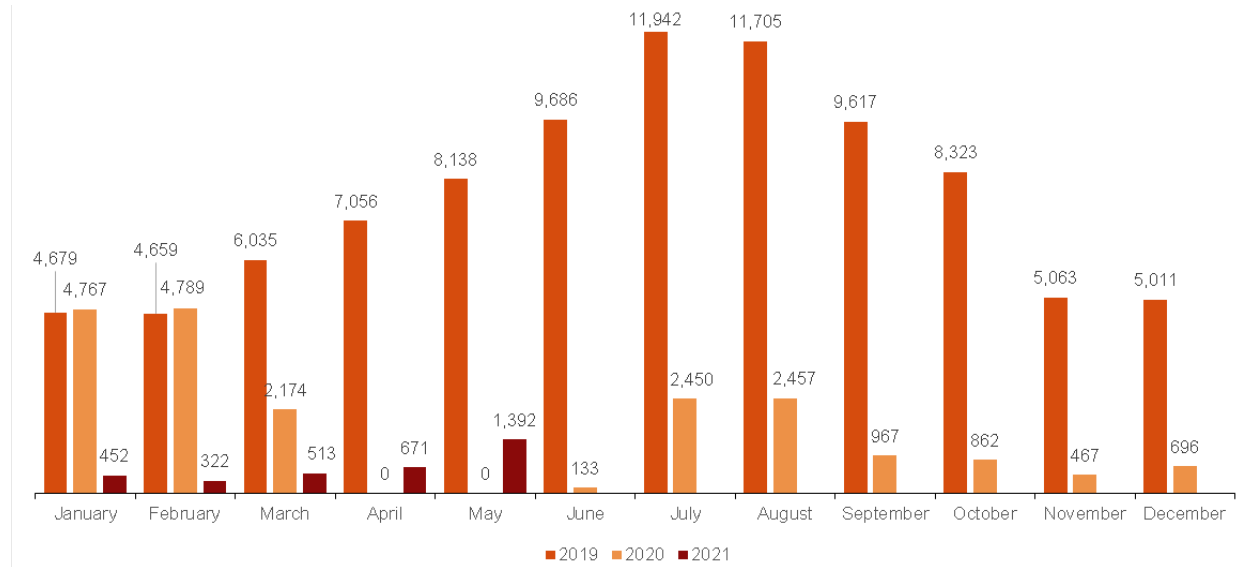
The average expenditure per tourist stood at 1,021 euros. On the other hand, the average daily expenditure up to 141 euros.

The average stay by international tourists was 7.3 days in May.

During the first five months of 2021, the total expenditure by international tourists decreased by 71.5%, as compared with the same period of the previous year, reaching 3,349 million euros.

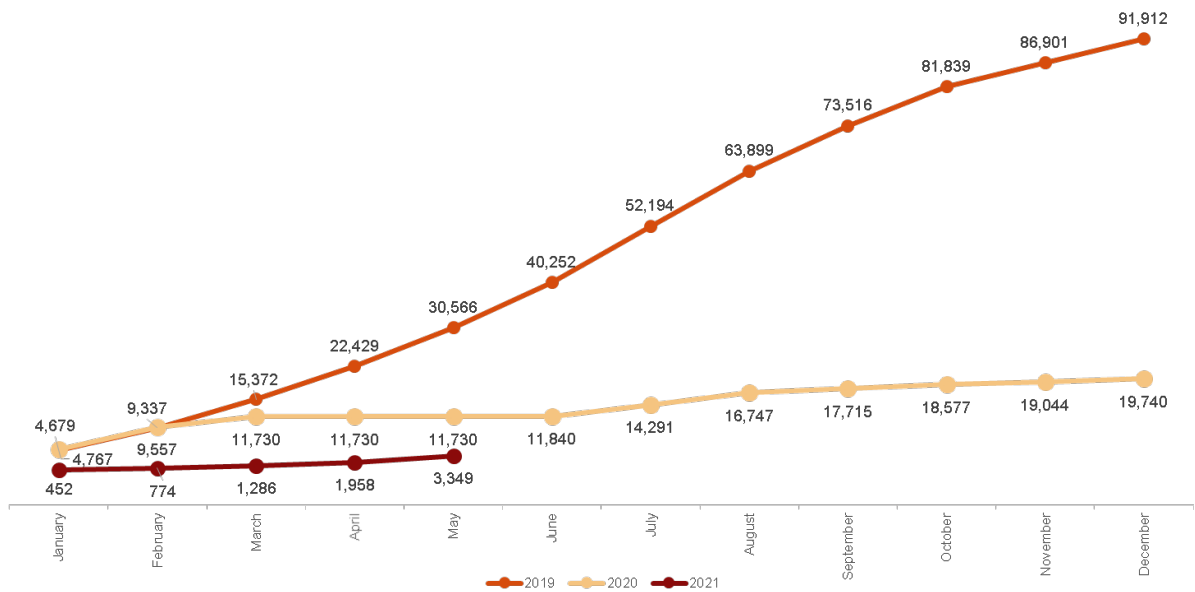
International tourist expenditure. Comparative 2019-2020-2021

Millions of euros



International tourist cumulated expenditure. Comparative 2019-2020-2021

Millions of euros



Sending countries

The main sending countries, in terms of level of expenditure in May were Germany (accounting for 25.7% of the total), France (15.5%) and United Kingdom (4.2%).

International tourist expenditure by country of residence

	May 2021							
	Total expenditure (millions of €)	Annual variation	Average expenditure by tourist (€)	Annual variation	Daily average expenditure (€)	Annual variation	Average duration of the trips	Annual variation
TOTAL	1,392	-	1,021	-	141	-	7.3	-
Germany	358	-	1,058	-	132	-	8.0	-
France	215	-	651	-	121	-	5.4	-
Italy	50	-	800	-	132	-	6.0	-
Nordic Countries	54	-	1,285	-	132	-	9.7	-
United Kingdom	59	-	1,144	-	95	-	12.0	-
Rest of the world	655	-	1,217	-	163	-	7.5	-

During the first five months of 2021, Germany was the country with the largest cumulative expenditure (21.5% of the total). It was followed by France (15.0%) and Nordic Countries (4.9%).

The tourist cumulated expenditure by tourists from Germany decreased by 49.9%, as compared with the same period of the previous year, by those from France by 39.3% and by those from Nordic Countries by 85.8%.

International tourist cumulated expenditure by country of residence

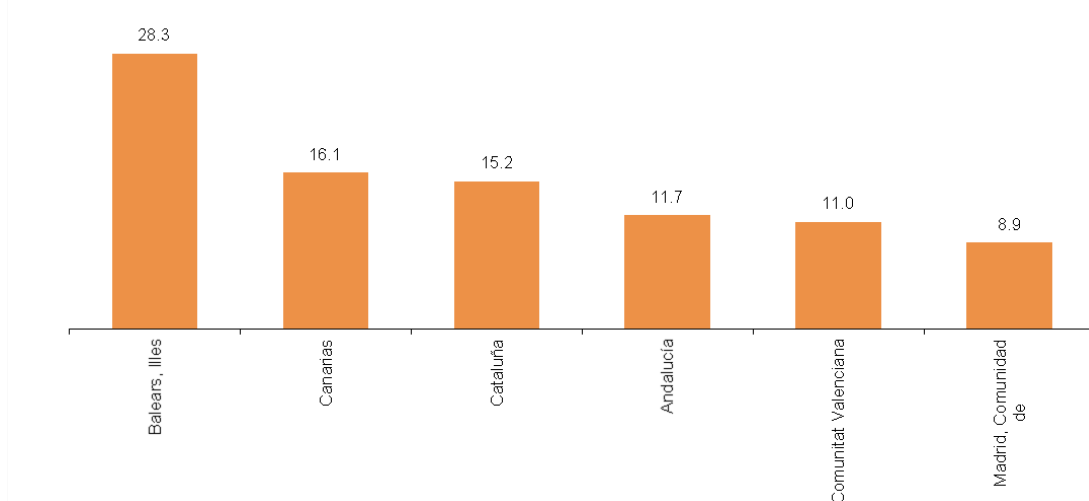
	Year 2021		
	Total expenditure (millions of €)	Percentage	Annual variation
TOTAL	3,349	100.0	-71.5
Germany	720	21.5	-49.9
France	501	15.0	-39.3
Italy	147	4.4	-65.6
Nordic Countries	164	4.9	-85.8
United Kingdom	148	4.4	-92.4
Rest of the world	1,670	49.9	-71.9

Main destination Autonomous Communities

The main destination Autonomous Communities with the greatest weight in total tourist expenditure in May were Illes Balears (with 28.3% of the total), Canarias (16.1%) and Cataluña (15.2%).

Total expenditure by main destination Autonomous Community

Percentage



During the first five months of 2021, the main destination Autonomous Communities with more cumulative expenditure were Canarias (with 22.4% of the total), Illes Balears (18.3%) and Cataluña (14.9%).

The tourist cumulated expenditure decreased by 78.3% in Canarias and by 78.2% in Cataluña. On the other hand, it increased by 57.2% in Illes Balears.

International tourist cumulated expenditure by Autonomous Community main destination

	Year 2021		
	Total expenditure (millions of €)	Percentage	Annual variation
TOTAL	3,349	100.0	-71.5
Canarias	750	22.4	-78.3
Balears, Illes	612	18.3	57.2
Cataluña	501	14.9	-78.2
Madrid, Comunidad de	404	12.1	-78.2
Andalucía	377	11.3	-77.4
Comunitat Valenciana	367	11.0	-69.9
Rest of ACs	339	10.1	-59.7

Expenditure items

The expenditure on activities was the most important items, representing 20.9% of the total.

The following items were expenditure on international transport (excluded on tourist package) and expenditure on food and drinks, which accounted for 20.0% and 18.1% of the total, respectively.

International tourist expenditure by expenditure categories

	May 2021		
	Total (millions of euros)	Percentage	Annual variation
TOTAL	1,392	100.0	-
Expenditure on tourist package	123	8.8	-
Expenditure excluded on tourist package	1,269	91.2	-
- Expenditure on international transport	279	20.0	-
- Expenditure on accommodation	251	18.1	-
- Expenditure on food and drinks	252	18.1	-
- Expenditure on activities	291	20.9	-
- Other expenditure	196	14.1	-

Main type of accommodation, method of organization and main reason for the trip

54.1% of total tourist expenditure in May was made by tourists staying at hotels. On the other hand, expenditure in non-rented accommodation accounted for 26.6% of the total.

Expenditure by tourists not travelling with a tourist package represents 86.6% of the total.

In terms of the reasons for travel, tourists visiting Spain for leisure generated 72.2% of the total expenditure.

International tourist expenditure by main type of accommodation, type of organization and main purpose of the trip

	May 2021							
	Total expenditure (millions of €)	Annual variation	Average expenditure by tourist (€)	Annual variation	Daily average expenditure (€)	Annual variation	Average duration of the trips	Annual variation
TOTAL (*)	1,392	-	1,021	-	141	-	7.3	-
Rented accommodation	1,022	-	1,013	-	186	-	5.4	-
- Hotel accommodation	752	-	946	-	223	-	4.2	-
- Rest rented accommodation	270	-	1,258	-	128	-	9.9	-
Non rented accommodation	369	-	1,043	-	84	-	12.5	-
TOTAL	1,392	-	1,021	-	141	-	7.3	-
Without tourist package	1,205	-	1,004	-	136	-	7.4	-
With tourist package	187	-	1,143	-	182	-	6.3	-
TOTAL	1,392	-	1,021	-	141	-	7.3	-
Leisure	1,004	-	998	-	136	-	7.4	-
Work	189	-	1,049	-	193	-	5.4	-
Other motives	198	-	1,122	-	131	-	8.6	-

(*): It is distinguished two main groups of accommodation, depending on whether there was a monetary transaction or not: rented accommodation (payment accommodation; hotels, renting accommodation, camping site, rural accommodation and other rented accommodation) or non rented accommodation (owned dwelling, family or friends dwellings and other non rented accommodation)

Stopovers on trips and overnight stays by Autonomous Communities

The autonomous community in which most of the stopovers¹ on trips made by international tourists took place in May is Illes Balears, with 27.3% of the total.

On the other hand, the total number of overnight stays by international tourists in all types of accommodation (hotels, holiday dwellings, own homes, homes of relatives or friends, rented dwelling, etc.) reached 9.9 million.

Illes Balears was the Autonomous Community with the most overnight stays, with more than 2.7 million, in May. It was followed by Canarias, with 1.6 million, and Andalucía with nearly 1.5 million.

Stopovers and overnight stays by Autonomous Community of destination

	May 2021					
	Number of stopovers	Percentage	Annual variation	Number of overnight stays	Percentage	Annual variation
TOTAL	1,488,227	100.0	-	9,896,787	100.0	-
Balears, Illes	406,205	27.3	-	2,744,285	27.7	-
Cataluña	275,345	18.5	-	1,320,366	13.3	-
Andalucía	193,651	13.0	-	1,455,354	14.7	-
Resto de CCAA	192,090	12.9	-	984,375	9.9	-
Canarias	173,281	11.6	-	1,606,590	16.2	-
Comunitat Valenciana	151,705	10.2	-	1,332,983	13.5	-
Rest of ACs	95,949	6.4	-	452,832	4.6	-

Review and update of data

Coinciding with today's publication, INE has updated the data corresponding to the month of May 2020, which become definitive.

¹ A stopover refers to each overnight stay made during the trip. A trip may have as many stopovers as intermediate destinations where the traveller has stayed at least one night.

Methodological note

The main objective of the Tourist Expenditure Survey (EGATUR) is to obtain monthly information on the tourist expenditure made by non-residents in Spain in their trips to our country.

For the preparation of EGATUR the international definitions and recommendations of the UNWTO and EUROSTAT in this field are followed.

Type of operation: continuous monthly statistics.

Population scope: this refers to non-residents in Spain who enter our country, whether or not they have stayed overnight, as well as those who pass through our country in transit.

Geographical scope: the entire national territory. The sample is collected at the main access points for non-resident travellers (road, airport, port and rail).

Reference period of the results: the month.

Sample size: The theoretical annual sample size of EGATUR exceeds 127,000 surveys, which are distributed throughout the year according to the seasonality of the flow of passengers and to the sample design, which is defined for each access road independently, setting a fraction of the sub-sampling from the FRONTUR sample.

Type of sampling: Single-stage, where the estimates of the FRONTUR survey are used as the target population to which the EGATUR data are elevated.

Collection method: The collection of information is carried out by direct interview when the traveler leaves Spain, using a multilingual electronic questionnaire. It must be taken into account that visitors are surveyed at the time of leaving the country, so the information collected may refer to a longer period than that of the reference month.

A more complete tabulation plan with the main series of aggregates, as well as the microdata file for the reference month, is available on the INE website.

For more information you can access the methodology at:

http://www.ine.es/en/daco/daco42/frontur/frontur_egatur_metodologia_en.pdf

And the standardised methodological report at:

<http://www.ine.es/dynt3/metadatos/en/RespuestaDatos.html?oe=16029>

Statistics from INE are prepared in accordance with the European Statistics Code of Practice, which is the basis of the Institution's quality policy and strategy. For more information, consult the section [Quality in the INE and Code of Practice](#) on the INE website.

For further information see **INEbase:** www.ine.es/en/ Twitter: [@es_ine](https://twitter.com/es_ine)

All press releases at: www.ine.es/en/prensa/prensa_en.htm

Press office: Telephone numbers: (+34) 91 583 93 63 /94 08 – gprensa@ine.es

Information Area: Telephone number: (+34) 91 583 91 00 – www.ine.es/infoine/?L=1

Tourist Expenditure Survey

Egatur

May 2021

Provisional data

1. International tourist expenditure by country of residence

	Monthly data							
	Total expenditure (millions of €)	Annual variation	Average expenditure by tourist	Annual variation	Daily average expenditure	Annual variation	Average duration of trips	Annual variation
TOTAL	1.392	-	1.021	-	141	-	7,3	-
Germany	358	-	1.058	-	132	-	8,0	-
France	215	-	651	-	121	-	5,4	-
Italy	50	-	800	-	132	-	6,0	-
Nordic countries	54	-	1.285	-	132	-	9,7	-
United Kingdom	59	-	1.144	-	95	-	12,0	-
Rest of the world	655	-	1.217	-	163	-	7,5	-

2. International tourist expenditure by Autonomous Community main destination

	Monthly data							
	Total expenditure (millions of €)	Annual variation	Average expenditure by tourist	Annual variation	Daily average expenditure	Annual variation	Average duration of trips	Annual variation
TOTAL	1.392	-	1.021	-	141	-	7,3	-
Andalucía	162	-	975	-	111	-	8,8	-
Balears, Illes	394	-	1.035	-	143	-	7,2	-
Canarias	224	-	1.386	-	140	-	9,9	-
Cataluña	211	-	840	-	162	-	5,2	-
Comunitat Valenciana	153	-	1.082	-	115	-	9,4	-
Madrid, Comunidad de	123	-	1.421	-	275	-	5,2	-
Rest of ACs	124	-	708	-	125	-	5,7	-

3. International tourist expenditure by main type of accommodation

	Monthly data							
	Total expenditure (millions of €)	Annual variation	Average expenditure by tourist	Annual variation	Daily average expenditure	Annual variation	Average duration of trips	Annual variation
TOTAL	1.392	-	1.021	-	141	-	7,3	-
Rented accommodation	1.022	-	1.013	-	186	-	5,4	-
- Hotel accommodation	752	-	946	-	223	-	4,2	-
- Rest rented accommodation	270	-	1.258	-	128	-	9,9	-
Non-rented accommodation	369	-	1.043	-	84	-	12,5	-

4. International tourist expenditure by type of organization

	Monthly data							
	Total expenditure (millions of €)	Annual variation	Average expenditure by tourist	Annual variation	Daily average expenditure	Annual variation	Average duration of trips	Annual variation
TOTAL	1.392	-	1.021	-	141	-	7,3	-
Without tourist package	1.205	-	1.004	-	136	-	7,4	-
With tourist package	187	-	1.143	-	182	-	6,3	-

Tourist Expenditure Survey

Egatur

May 2021

Provisional data

5. International tourist cumulated expenditure by country of residence

	Cumulative data							
	Total expenditure (millions of €)	Annual variation	Average expenditure by tourist	Annual variation	Daily average expenditure	Annual variation	Average duration of trips	Annual variation
TOTAL	3.349	-71,45	1.046	-5,89	129	-13,75	8,1	9,11
Germany	720	-49,94	1.075	-2,83	121	-5,97	8,9	3,34
France	501	-39,27	669	10,30	104	7,77	6,4	2,35
Italy	147	-65,60	834	7,96	127	1,39	6,6	6,49
Nordic countries	164	-85,81	1.339	4,67	121	-18,03	11,1	27,69
United Kingdom	148	-92,37	1.131	16,77	84	-33,46	13,4	75,49
Rest of the world	1.670	-71,92	1.232	-8,00	151	-17,45	8,1	11,44

6. International tourist cumulated expenditure by Autonomous Community main destination

	Cumulative data							
	Total expenditure (millions of €)	Annual variation	Average expenditure by tourist	Annual variation	Daily average expenditure	Annual variation	Average duration of trips	Annual variation
TOTAL	3.349	-71,45	1.046	-5,89	129	-13,75	8,1	9,11
Andalucía	377	-77,44	993	-8,96	102	-13,43	9,7	5,16
Balears, Illes	612	57,24	1.021	6,25	133	-5,36	7,7	12,27
Canarias	750	-78,32	1.409	11,22	131	-14,07	10,7	29,43
Cataluña	501	-78,21	877	-14,68	147	-21,28	6,0	8,38
Comunitat Valenciana	367	-69,91	1.086	7,62	98	-9,60	11,0	19,05
Madrid, Comunidad de	404	-78,21	1.352	0,72	240	1,59	5,6	-0,85
Rest of ACs	339	-59,67	699	-11,27	106	-2,74	6,6	-8,77

7. International tourist cumulated expenditure by main type of accommodation

	Cumulative data							
	Total expenditure (millions of €)	Annual variation	Average expenditure by tourist	Annual variation	Daily average expenditure	Annual variation	Average duration of trips	Annual variation
TOTAL	3.349	-71,45	1.046	-5,89	129	-13,75	8,1	9,11
Rented accommodation	2.456	-73,88	1.066	-6,90	180	2,01	5,9	-8,74
- Hotel accommodation	1.903	-73,79	1.004	-8,34	214	4,75	4,7	-12,50
- Rest rented accommodation	553	-74,21	1.360	0,11	116	-3,58	11,8	3,83
Non-rented accommodation	893	-61,61	992	0,15	72	-21,67	13,7	27,86

8. International tourist cumulated expenditure by type of organization

	Cumulative data							
	Total expenditure (millions of €)	Annual variation	Average expenditure by tourist	Annual variation	Daily average expenditure	Annual variation	Average duration of trips	Annual variation
TOTAL	3.349	-71,45	1.046	-5,89	129	-13,75	8,1	9,11
Without tourist package	2.888	-66,08	1.023	-6,05	123	-14,59	8,3	10,01
With tourist package	461	-85,66	1.212	3,27	179	9,10	6,8	-5,34

Tourist Expenditure Survey

Egatur

May 2021

Provisional data

9. International tourist expenditure by categories

	Total expenditure (millions of €)	Annual variation
TOTAL	1.392	-
Expenditure on tourist package	123	-
Expenditure excluded on tourist package	1.269	-
- Expenditure on international transport	279	-
- Expenditure on accommodation	251	-
- Expenditure on food and drinks	252	-
- Expenditure on activities	291	-
- Other expenditure	196	-

EGATUR (TABLE ANNEX)

May 2021

(3/3)

2 July 2021