

Foreclosure Statistics (FS)
First quarter of 2022. Provisional data

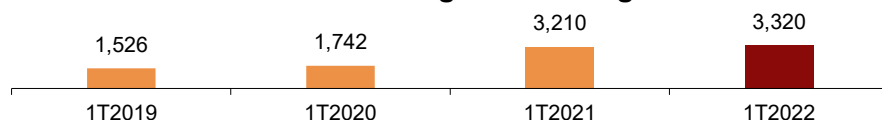
Enrolments for foreclosures initiated on the homes of individuals increased by 5.4% in the annual rate

Those initiated on the dwellings of legal persons fell by 12.8%

The total number of registrations of certifications of foreclosures initiated in the land registers the first quarter of 2022 was 7,965, which means 1.3% more than in the previous quarter and 3.3% less than in the same quarter of 2021.

Enrolments for foreclosures initiated on the homes of individuals increased by 5.4% in the annual rate. Among these, 3,320¹ were the main dwellings of their owners (3.4% more) and 785 were not (14.9% more).

Foreclosures certifications on regular dwellings of individuals in the 1st quarter



Foreclosures certifications initiated and registered

First quarter 2022.

	Total	% Variation	
		Quarterly	Annual
Total properties	7,965	1.3	-3.3
Urban properties	7,622	2.3	-3.4
-Total dwellings	5,212	2.1	0.9
-Dwellings of individuals	4,105	1.4	5.4
-Regular dwelling	3,320	2.8	3.4
-Other dwellings	785	-4.0	14.9
-Dwellings of legal entities	1,107	4.7	-12.8
-Plots	241	49.7	-23.7
-Other urban properties ²	2,169	-0.7	-10.0
Rustic properties	343	-17.1	-0.9

² The "Other urban properties" section includes the following items: premises, garages, offices, storage rooms, warehouses, buildings intended for dwellings, other buildings and urban exploitations.

¹ The main objective of the Foreclosure Statistics is to provide quarterly information on the number of foreclosure certifications that are initiated and entered in the property registries during the reference quarter. It should be noted that not all foreclosures that are initiated end with the eviction of their owners and that legal proceedings can lead to several certifications of foreclosures.

Certifications of foreclosures initiated and registered according to the type of property

Foreclosures on dwellings accounted for 65.4% of the total foreclosures during the first quarter of 2022.

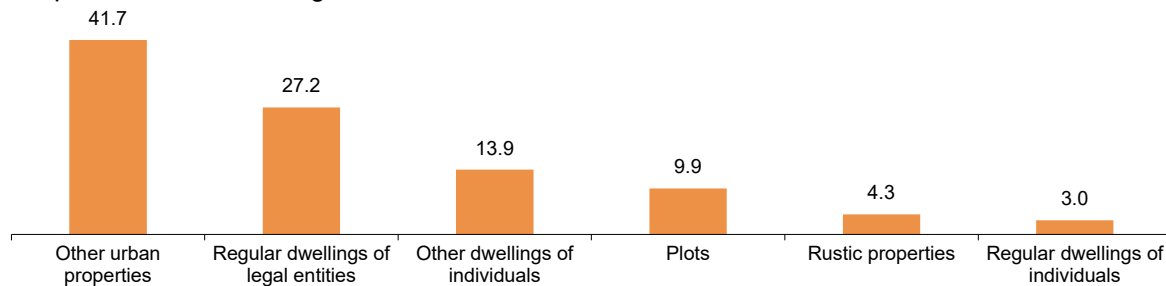
41.7% of the total number of foreclosures were on main dwellings of natural persons.

On the other hand, 13.9% corresponded to the homes of legal persons (there were 1,107 foreclosures, 12.8% less in the annual rate) and 9.9% to other private homes.

On the other hand, foreclosures of other urban properties (business premises, garages, offices, storage rooms, warehouses, buildings intended for housing and other buildings and urban developments) accounted for 27.2% of the total.

Distribution of foreclosures certifications begun and registered

First quarter 2022 Percentage



Certifications of foreclosures initiated and registered on dwellings according to status

16.6% of foreclosures during the first quarter of the year were on new dwellings and 83.4% were on used dwellings.

The number of foreclosures on new dwellings increased 57.4% in the annual rate and that of used dwellings decreased 5.8%.

Foreclosures certifications initiated and registered on dwellings

First quarter 2022.

	Total	Percentage	% Variation	
			Quarterly	Annual
Total	5,212	100.0	2.1	0.9
New	867	16.6	54.5	57.4
Used	4,345	83.4	-4.4	-5.8

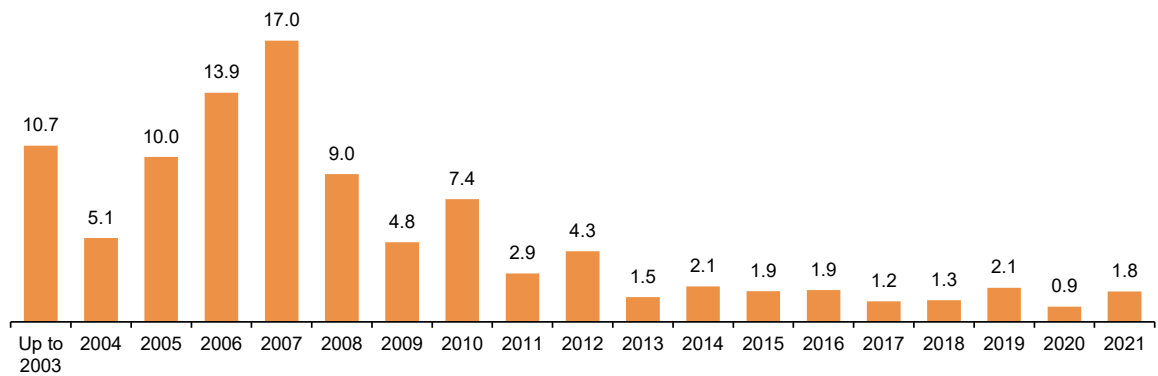
Certifications of foreclosures on dwellings according to the year of registration of the mortgage

17.0% of foreclosures initiated on dwellings in the first quarter corresponded to mortgages constituted in the year 2007, 13.9% did so to mortgages constituted in 2006 and 10.0% to mortgages constituted in 2005.

The 2005-2008 period accounted for 49.9% of foreclosures initiated in this quarter.

Distribution of foreclosures certifications begun and registered on dwellings by mortgage registration

First quarter 2022 Percentage



Results by Autonomous Community

In the first quarter, the Autonomous Communities with the greatest number of foreclosures certifications on the total properties were Andalucía (1,943), Cataluña (1,680) and Comunitat Valenciana (1,452). In turn, La Rioja (33), Comunidad Foral de Navarra (54) and Cantabria (56) registered the smallest number.

In the case of dwellings, Andalucía (1,461), Cataluña (995) and Comunitat Valenciana (898) registered the greatest number of foreclosures. The lowest numbers were in La Rioja (26), Comunidad Foral de Navarra (31) and Cantabria (33).

Foreclosures certifications initiated and registered

First quarter 2022.

	Total of properties	Dwellings	Dwellings of individuals	Dwellings of legal entities
TOTAL	7,965	5,212	4,105	1,107
Andalucía	1,943	1,461	1,090	371
Aragón	257	147	105	42
Asturias, Principado de	132	105	76	29
Balears, Illes	84	62	51	11
Canarias	325	191	119	72
Cantabria	56	33	31	2
Castilla y León	230	85	81	4
Castilla - La Mancha	326	224	211	13
Cataluña	1,680	995	729	266
Comunitat Valenciana	1,452	898	747	151
Extremadura	136	52	49	3
Galicia	183	131	105	26
Madrid, Comunidad de	605	448	363	85
Murcia, Región de	351	238	211	27
Navarra, Comunidad Foral de	54	31	30	1
País Vasco	102	78	78	0
Rioja, La	33	26	26	0

Revision and updating of data

Data for 2022 is provisional and will be reviewed when the data for the same period of the next year is published. That is, when the data for the first quarter of 2023 are published, the final data for the same quarter of 2022 will be disseminated.

Methodological note

The Foreclosure statistics provide information on foreclosure certifications initiated and registered in the Land Registers during the reference quarter, relating to all rural and urban properties. The results are broken down on the basis of various variables such as the nature of the property, regime, state and owner of the dwellings with a foreclosure initiated.

The information on foreclosure certifications is obtained from the data contained in the Land Registries of the entire national territory. The Association of Land and Mercantile Registrars of Spain (CORPME) provides centralised information to the INE.

Type of survey: quarterly continuous survey.

Population scope: registration of foreclosure certifications that are initiated and registered in the land registries.

Geographical scope: the entire national territory and Autonomous Communities.

Reference period of the results: the calendar quarter.

Reference period of the information: the calendar quarter.

Classification: rural and urban properties (dwellings, plots and other urban) Dwellings of natural and legal persons, main dwelling and other dwellings.

Collection method: administrative registers from the Association of Land and Mercantile Registrars of Spain.

For more information the methodology can be accessed at:

https://www.ine.es/en/metodologia/t30/t3030153_en.pdf

The standardized methodological report is at:

<https://www.ine.es/dynt3/metadatos/es/RespuestaDatos.html?oper=259>

INE statistics are produced in accordance with the Code of Good Practice for European Statistics, which is the basis for the institution's quality policy and strategy. For more information, please see the **Calidad en el INE y Código de Buenas Prácticas Quality at INE and the Code of Good Practices** on the INE website.

For further information see **INEbase:** www.ine.es/en/ Twitter: [@es_ine](https://twitter.com/es_ine)

All press releases at: www.ine.es/en/prensa/prensa_en.htm

Press Office: Telephone numbers: (+34) 91 583 93 63 /94 08 – gprensa@ine.es

Information Area: Telephone number: (+34) 91 583 91 00 – www.ine.es/infoine/?L=1

Foreclosure Statistics

1st quarter 2022. Provisional data

FS.1 Foreclosures begun and recorded in the property registers on rustic and urban properties

	Total	Rustic properties	Urban properties		
			Dwellings	Plots	Other urban properties
TOTAL	7.965	343	5.212	241	2.169
Andalucía	1.943	80	1.461	57	345
Aragón	257	4	147	44	62
Asturias, Principado de	132	9	105	0	18
Balears, Illes	84	6	62	6	10
Canarias	325	2	191	4	128
Cantabria	56	7	33	2	14
Castilla y León	230	19	85	11	115
Castilla - La Mancha	326	7	224	13	82
Cataluña	1.680	23	995	33	629
Comunitat Valenciana	1.452	128	898	40	386
Extremadura	136	9	52	22	53
Galicia	183	10	131	1	41
Madrid, Comunidad de	605	10	448	3	144
Murcia, Región de	351	24	238	4	85
Navarra, Comunidad Foral de	54	0	31	0	23
País Vasco	102	4	78	0	20
Rioja, La	33	1	26	1	5
Ceuta	8	0	7	0	1
Melilla	8	0	0	0	8

1st quarter 2022. Provisional data

FS.2 Dwellings with foreclosures begun, according to status and owner

	Dwellings	By status		By owner	
		New	Used	Individual	Company
TOTAL	5.212	867	4.345	4.105	1.107
Andalucía	1.461	442	1.019	1.090	371
Aragón	147	33	114	105	42
Asturias, Principado de	105	2	103	76	29
Balears, Illes	62	6	56	51	11
Canarias	191	21	170	119	72
Cantabria	33	3	30	31	2
Castilla y León	85	0	85	81	4
Castilla - La Mancha	224	12	212	211	13
Cataluña	995	187	808	729	266
Comunitat Valenciana	898	89	809	747	151
Extremadura	52	2	50	49	3
Galicia	131	24	107	105	26
Madrid, Comunidad de	448	22	426	363	85
Murcia, Región de	238	19	219	211	27
Navarra, Comunidad Foral de	31	0	31	30	1
País Vasco	78	2	76	78	0
Rioja, La	26	2	24	26	0
Ceuta	7	1	6	3	4
Melilla	0	0	0	0	0

For further information see INEbase – www.ine.es/en/ Twitter: @es_ine

All press releases at: www.ine.es/en/prensa/prensa_en.htm

Press Office: Telephone numbers: 91 583 93 63 / 94 08 — gprensa@ine.es