

28 June 2021

**Residents Travel Survey (RTS/FAMILITUR)**  
First quarter, year 2021.

**The number of trips made by residents in Spain decreased 47.8% in the first quarter of 2021 and stands at 15.2 million**

**Total expenditure decreased by 64.9% reaching 2,260 million euros**

**Cataluña, Andalucía and Comunitat Valenciana are the main destinations**

Residents in Spain made 15.2 million trips in the first quarter of 2021, 47.8% less than for the same period in 2020.

The main destination of 96.9% of the trips was within the national territory, with a decrease of 43.6% as compared to the first quarter of last year. On the other hand, trips abroad, which represent 3.1% of the total, decreased by 84.4%.

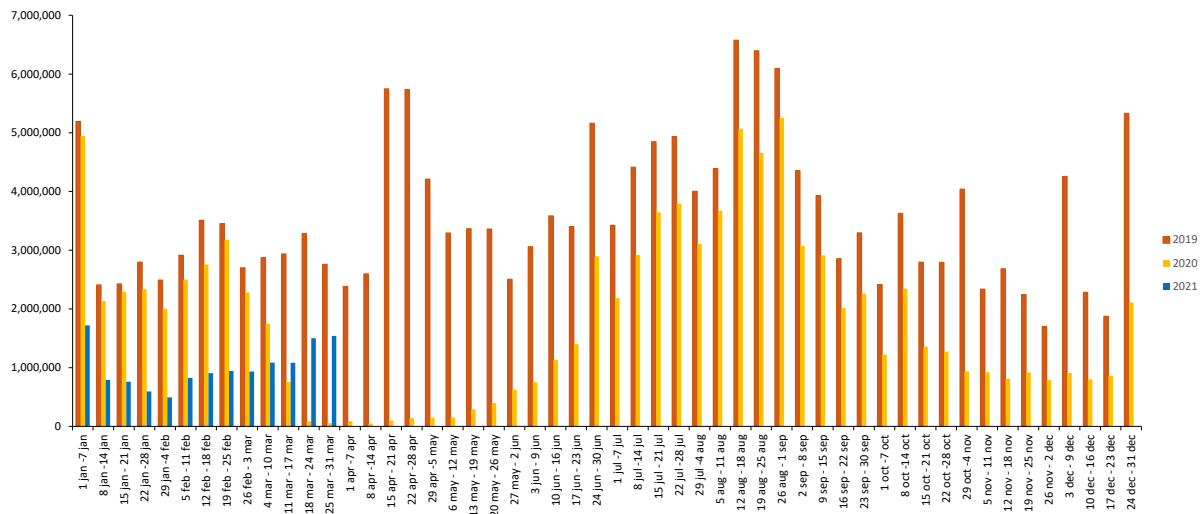
**Trips and average duration according to destination**

	First Quarter 2021				
	Trips			Average duration	
	Total	%	Annual variation	Overnights	Annual variation
<b>TOTAL</b>	<b>15,220,538</b>	<b>100.0</b>	<b>-47.8</b>	<b>3.4</b>	<b>-1.2</b>
Spain	14,751,836	96.9	-43.6	3.0	3.1
Abroad	468,702	3.1	-84.4	14.7	90.3

By weeks<sup>1</sup>, a decrease in trips was observed throughout the quarter, except in the last three weeks of March (where it was compared with the confinement period of 2020).

<sup>1</sup> In order to study trips by return date, trips to workplaces and centres of study were excluded (13.4% of the trips in the quarter) Also note that the last week of the third and fourth quarters of the graph have eight days, to complete the days in the quarter.

## Trips per week. Year 2021



## Trips according to purpose, accommodation and main transport

Among domestic trips, *Visits to family or friends*, which were the primary reason for 45.8% of trips made in the first quarter, decreased by 38.8%. In turn, trips for *Leisure, recreation and holidays*, which represented 26.6% of the total, registered an annual decrease of 61.6%.

Trips for *Business and other professional reasons* decreased by 11.2%, and those made for *Other reasons*<sup>2</sup> decreased by 26.4%.

In trips abroad, the main motivation is *Visits to family or friends*, with 48.4% of the total and an annual decrease of 75.1%.

## Trips by main reason and destination of the trip

	First Quarter 2021			Average duration	
	Trips		Annual variation	Overnights	Annual variation
	Total	%			
<b>TOTAL</b>	15,220,538	100.0	-47.8	3.4	-1.2
<b>SPAIN</b>	14,751,836	100.0	-43.6	3.0	3.1
Leisure, recreation and holidays	3,926,781	26.6	-61.6	2.5	-9.7
Visiting relatives and friends	6,755,696	45.8	-38.8	3.1	2.0
Business and professional	2,685,396	18.2	-11.2	3.5	17.4
Other reasons	1,383,963	9.4	-26.4	3.5	0.3
<b>ABROAD</b>	468,702	100.0	-84.4	14.7	90.3
Leisure, recreation and holidays	-	-	-	-	-
Visiting relatives and friends	227,008	48.4	-75.1	22.4	69.3
Business and professional	-	-	-	-	-
Other reasons	-	-	-	-	-

Note: the data marked with "-" do not have sufficient sampling support.

<sup>2</sup> *Other reasons* include shopping tourism, travel to places of study, other trips for education and training, health, religious reasons, company incentive trips and all other trips for personal reasons not included in another category.

In 50.1% of domestic trips, residents stayed in family or friends' dwellings. More than 7.3 million trips used this type of accommodation, with an annual decrease of 41.1%.

For trips abroad, non-market accommodation was the preferred option (51.1 % of trips). This type of accommodation registered a decrease of 76.8% as compared with the first quarter of 2020.

### Trips according to main accommodation and destination of the trip

	First Quarter 2021				
	Trips			Average duration	
	Total	%	Annual variation	Overnights	Annual variation
<b>TOTAL</b>	15,220,538	100.0	-47.8	3.4	-1.2
<b>SPAIN</b>	14,751,836	100.0	-43.6	3.0	3.1
Rented accommodation	3,763,296	25.5	-56.9	3.1	2.2
- Hotels or similar accommodation	2,051,332	13.9	-62.3	2.7	0.8
- Rented dwelling	895,952	6.1	-44.3	3.7	-10.9
- Other rented accommodation	816,012	5.5	-51.8	3.6	9.9
Non-rented accommodation	10,988,540	74.5	-36.9	3.0	4.1
- Owned dwelling	3,445,870	23.4	-26.2	3.1	3.5
- Accommodation by relatives or friends	7,389,895	50.1	-41.1	3.0	4.5
- Other non-rented accommodation	152,775	1.0	-24.6	2.0	-4.9
<b>ABROAD</b>	468,702	100.0	-84.4	14.7	90.3
Rented accommodation	229,238	48.9	-88.4	6.2	25.2
Non-rented accommodation	239,464	51.1	-76.8	22.9	74.9

Note: the data marked with "-" do not have sufficient sampling support.

As for the main type of transport used, own vehicles accounted for 85.4% of domestic trips, 37.6% less than in the same quarter of 2020.

In 46.4% of the trips abroad, air transport was used, with a decrease of 89.9%. Travel in a personal vehicle and in other types of transport accounted for 53.6% of trips, with a decrease of 70.9%.

### Trips according to main means of transport and destination of trip

	First Quarter 2021				
	Trips			Average duration	
	Total	%	Annual variation	Overnights	Annual variation
<b>TOTAL</b>	15,220,538	100.0	-47.8	3.4	-1.2
<b>SPAIN</b>	14,751,836	100.0	-43.6	3.0	3.1
Air transport	479,196	3.2	-68.8	5.9	15.3
Private motor vehicle	12,591,769	85.4	-37.6	2.9	6.7
Bus, coach	605,187	4.1	-66.6	3.0	-9.1
Train	733,988	5.0	-61.5	3.7	17.6
Waterway	109,081	0.7	-32.0	3.9	-36.4
Other type of transport	232,616	1.6	-59.7	4.6	15.1
<b>ABROAD</b>	468,702	100.0	-84.4	14.7	90.3
Air transport	217,424	46.4	-89.9	23.9	166.2
Private motor vehicle and other	251,278	53.6	-70.9	6.8	46.3

Note: the data marked with "-" do not have sufficient sampling support.

## Main destinations

The main destination Autonomous Communities for trips by residents in the first quarter of 2021 were Cataluña (with 15.7% of the total), Andalucía (14.4%) and Comunitat Valenciana (12.6%).

If domestic trips are correlated with the destination population, travel is more intense in Castilla y León (with 541 trips per 1,000 inhabitants), Aragón (495) and Comunidad Foral de Navarra (453).

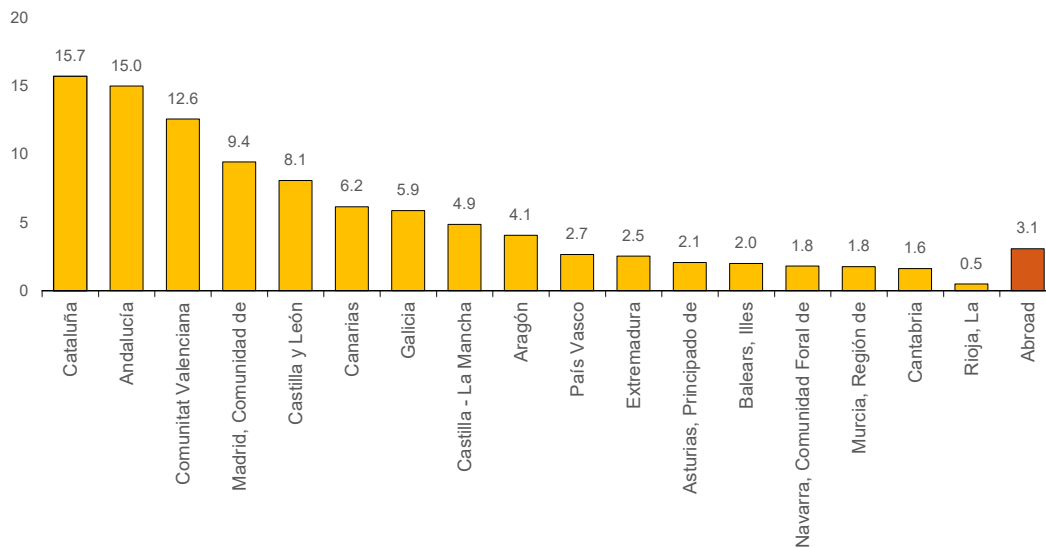
## Trips by destination (abroad and Autonomous Communities)

	First Quarter 2021				
	Trips		Trips per 1,000 inhabitants* Average duration		Overnights
	Total	%	Total	Index on average	
<b>TOTAL</b>	<b>15,220,538</b>	<b>100.0</b>	<b>328</b>	<b>100.0</b>	<b>3.4</b>
Abroad	468,702	3.1	..	..	14.7
Cataluña	2,397,143	15.7	330	100.7	2.5
Andalucía	2,288,682	15.0	291	88.9	3.5
Comunitat Valenciana	1,919,652	12.6	381	116.3	2.9
Madrid, Comunidad de	1,437,748	9.4	232	70.7	3.3
Castilla y León	1,232,920	8.1	541	165.1	2.9
Canarias	939,814	6.2	449	137.2	2.8
Galicia	894,666	5.9	329	100.6	3.1
Castilla - La Mancha	739,560	4.9	397	121.2	3.1
Aragón	620,994	4.1	495	151.1	2.9
País Vasco	403,634	2.7	188	57.5	3.9
Extremadura	387,883	2.5	382	116.8	3.8
Asturias, Principado de	314,664	2.1	328	100.0	3.0
Balears, Illes	304,803	2.0	233	71.0	2.9
Navarra, Comunidad Foral de	277,311	1.8	453	138.4	2.7
Murcia, Región de	268,833	1.8	182	55.7	3.0
Cantabria	245,901	1.6	434	132.6	3.0
Rioja, La	73,755	0.5	241	73.7	2.4
Ceuta	-	-	-	-	-
Melilla	-	-	-	-	-

Note: the data marked with "-" do not have sufficient sampling support. ".." indicates that data do not exist.

\* This indicator considers both the trips of the population of 15 years and over and the population aged 15 and over resident in destination (calculated as the mean of the three months of the quarter)

## Percentage of trips by destination. First quarter of 2021



## Autonomous Communities of origin

Trips made by the residents in Cataluña represented 17.3% of the total in the first quarter. This was followed by Andalucía (14.9%) and Comunitat Valenciana (13.1%).

## Trips according to Autonomous Community of residence of the travellers

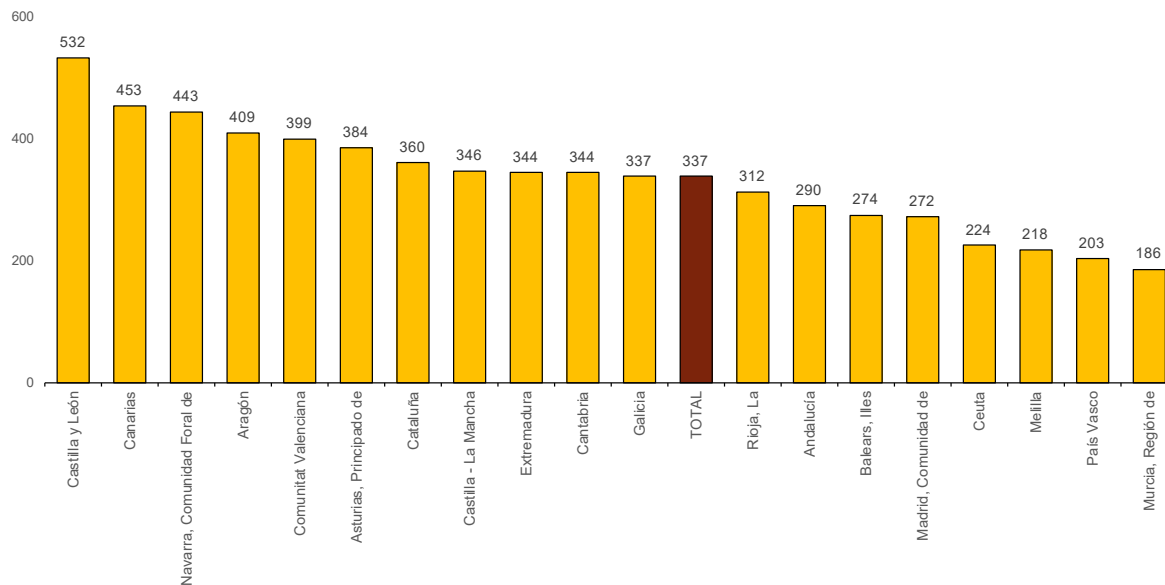
	First Quarter 2021				
	Trips		Trips per 1,000 inhabitants* Average duration		Average duration Overnights
	Total	%	Total	Index on average	
<b>TOTAL</b>	<b>15,220,538</b>	<b>100.0</b>	<b>337</b>	<b>100.0</b>	<b>3.4</b>
Cataluña	2,636,551	17.3	360	106.6	3.4
Andalucía	2,269,129	14.9	290	85.9	3.3
Comunitat Valenciana	1,996,462	13.1	399	118.4	3.7
Madrid, Comunidad de	1,711,439	11.2	272	80.5	4.5
Castilla y León	1,213,006	8.0	532	157.6	2.7
Canarias	948,012	6.2	453	134.2	2.9
Galicia	908,283	6.0	337	100.0	2.9
Castilla - La Mancha	652,060	4.3	346	102.6	3.1
Aragón	495,110	3.3	409	121.2	2.9
País Vasco	440,149	2.9	203	60.2	3.9
Asturias, Principado de	366,054	2.4	384	113.9	3.2
Balears, Illes	359,901	2.4	274	81.3	4.1
Extremadura	347,670	2.3	344	102.0	3.2
Murcia, Región de	272,076	1.8	186	55.0	2.8
Navarra, Comunidad Foral de	268,408	1.8	443	131.4	2.7
Cantabria	204,159	1.3	344	102.0	2.8
Rioja, La	97,129	0.6	312	92.5	3.5
Ceuta	17,674	0.1	224	66.6	5.5
Melilla	17,265	0.1	218	64.6	7.4

\* This indicator considers both the trips of the population of 15 years and over and the population aged 15 and over resident in origin (calculated as the mean of the three months of the quarter).

Removing the effect caused by each Autonomous Community's size, those travelling the most were from Castilla y León (532 trips per 1,000 inhabitants<sup>3</sup>), Canarias (453) and Comunidad de Navarra (443).

In turn, those who travel less are the residents in Region de Murcia (186 trips per 1,000 inhabitants), País Vasco (203) and Comunidad de Madrid (272).

## Trips per 1,000 inhabitants by Autonomous Communities of residence. First quarter of 2021



## Travel expenses

The total travel expenditure in the first quarter reached 2,260 million euros, indicating an 64.9% decrease as compared with the same period of 2020.

In trips to domestic destinations, total expenditure fell by 54.1% and in those made abroad by 84.7%.

The average daily expenditure was 43 euros for domestic trips and 51 euros for trips abroad.

## Expenditure by destination

	First Quarter 2021						
	Total expenditure			Average expenditure per person		Daily average expenditure	
	Total (millions of euros)	%	Annual variation	Total (euros)	Annual variation	Total (euros)	Annual variation
<b>TOTAL</b>	2,259.8	100.0	-64.9	148	-32.8	44	-31.9
Spain	1,911.7	84.6	-54.1	130	-18.6	43	-21.0
Abroad	348.1	15.4	-84.7	743	-1.9	51	-48.5

<sup>3</sup> This considers the resident population aged 15 years old or over (calculated as the average of the population of each of the months of the quarter).

For domestic trips, *other expenses*, which represented the highest percentage of total expenditure (30.2%), decreased by 41.4% as compared with the first quarter of 2020.

On trips abroad, *Expenditure on transport* represented 38.5% of the total, with an annual increase of 83.8%.

## Expenditure by item of expenditure according to destination

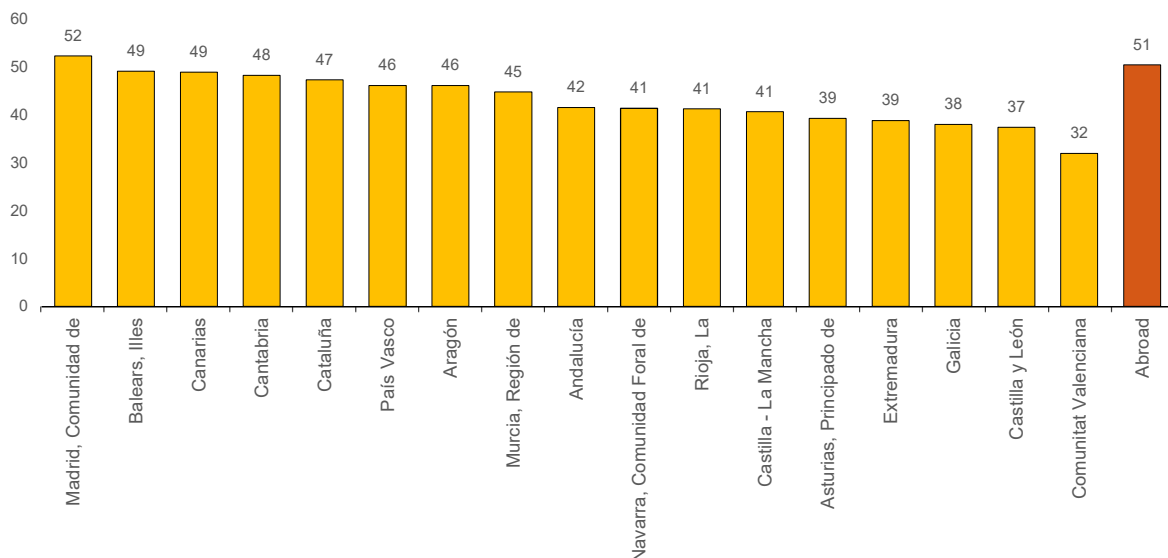
	First Quarter 2021								
	Total			Spain			Abroad		
	(millions of euros)	%	Annual	(millions of euros)	%	Annual	(millions of euros)	%	Annual
<b>TOTAL EXPENDITURE</b>	<b>2,259.8</b>	<b>100.0</b>	<b>-64.9</b>	<b>1,911.7</b>	<b>100.0</b>	<b>-54.1</b>	<b>348.1</b>	<b>100.0</b>	<b>-84.7</b>
Expenditure on tourist package	29.5	1.3	-92.3	11.2	0.6	-93.6	18.4	5.3	-91.2
Expenditure excluded on tourist package	2,230.3	98.7	-63.2	1,900.5	99.4	-52.4	329.8	94.7	-84.0
- Expenditure on accommodation	517.7	22.9	-62.5	463.7	24.3	-50.7	53.9	15.5	-87.8
- Expenditure on transport	607.0	26.9	-67.0	472.9	24.7	-53.2	134.1	38.5	-83.8
- Expenditure on restaurants/cafés	433.2	19.2	-69.9	386.9	20.2	-63.3	46.3	13.3	-88.0
- Other expenditure	672.4	29.8	-51.8	577.0	30.2	-41.4	95.4	27.4	-76.8

Note: Exceptionally, estimates of expenditure on tourist package have been included, although these do not have sufficient sampling support required in the publications of other quarters due to the drop in the number of trips.

According to the main Autonomous Community of destination, the highest average daily expenditures were registered in trips made to Comunidad de Madrid (52 euros), Illes Balears (49) and Canarias (49).

In turn, the lowest average daily expenditure were in Comunitat Valenciana (32 euros), Castilla y León (37) and Galicia (38 euros).

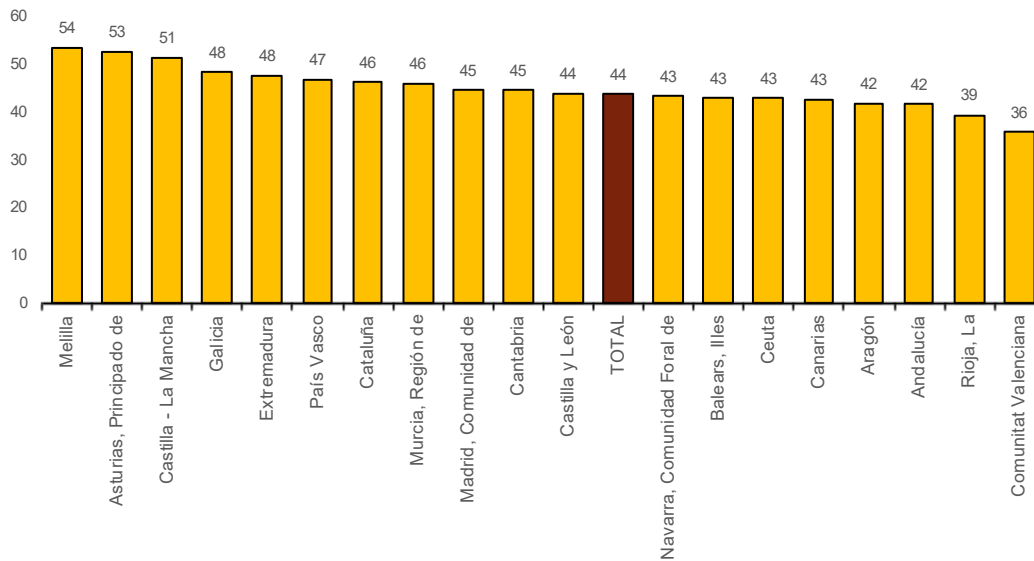
## Average daily expenditure per person according to destination First quarter of 2021



By Autonomous Community of origin, the highest average daily expenditure was made by residents of Principado de Asturias (53 euros), Castilla-La Mancha (51), and Galicia (48).

In turn, the lowest values were in Comunitat Valenciana (36 euros), La Rioja (39) and Andalucía and Aragón (42 euros).

**Average daily expenditure per person by AC of residence. First quarter of 2021**



**Monthly data**

In January, 4.9 million trips were made, in February 4.3 million and in March 6.0 million. The trips made in January had an average duration of 4.5 overnight stays, exceeding the duration of trips in February and March, which were 2.9 and 2.8 nights, respectively.

January is the month with the lowest percentage of trips within the Autonomous Community of residence (71.9%, compared to 77.2% in February and 79.2% in March). This was due both to the higher percentage of trips to other Autonomous Community (23.5% of the total) and abroad (4.6%).

*Visits to family or friends* was the main reason for traveling in the months of January, February and March, with 52.2%, 45.5% and 40.9% respectively. Trips for professional reasons reached a peak in February (21.4% of the total).

January was the most important month for non-market accommodation (76.3%). Hotel accommodations and other market accommodations recorded their highest weight in March, with 17.3% and 12.4%, respectively.



### Trips by month and main characteristics

	First Quarter 2021					
	January		February		March	
	Trips		Trips		Trips	
	Total	%	Total	%	Total	%
<b>TOTAL</b>	4,933,492	100.0	4,266,377	100.0	6,020,670	100.0
<b>TYPE OF DESTINATION</b>						
Spain	4,707,093	95.4	4,194,394	98.3	5,850,349	97.2
Within the Autonomous Community	3,546,419	71.9	3,292,058	77.2	4,767,407	79.2
To other Autonomous Community	1,160,674	23.5	902,336	21.1	1,082,942	18.0
Abroad	226,399	4.6	71,982	1.7	170,321	2.8
<b>PURPOSE</b>						
Leisure, recreation and holidays	1,079,751	21.9	1,002,371	23.5	1,938,359	32.2
Visiting relatives and friends	2,577,426	52.2	1,942,725	45.5	2,462,554	40.9
Business and professional	888,791	18.0	912,408	21.4	1,007,888	16.7
Other reasons	387,523	7.9	408,873	9.6	611,868	10.2
<b>ACCOMMODATION</b>						
Hotels and similar accommodation	601,351	12.2	598,174	14.0	1,039,952	17.3
Other rented accommodation	566,914	11.5	441,995	10.4	744,149	12.4
Non-rented accommodation	3,765,227	76.3	3,226,208	75.6	4,236,569	70.4

Note: Exceptionally, estimates of trips abroad in February and March have been included, although these do not have sufficient sampling support required in the publications of other quarters due to the drop in the number of trips.

### Excursions

The resident population aged 15 years or older took 36.4 million excursions<sup>4</sup> in the first quarter of 2021, with an annual decrease of 19.7%. 96.6% of excursions were made for personal reasons and 3.4% for professional reasons.

97.2% of the excursions were made within the Autonomous Community of residence, with an annual decrease of 13.4%.

2.7% of excursions were to another Autonomous Community and 0.1% to foreign countries. The number of excursions dropped by 75.2% in the former and by 94.9% in those with destinations abroad.

### Day-trips according to destination

	First Quarter 2021		
	Same-day visits		
	Total	%	Annual variation
<b>TOTAL</b>	36,434,087	100.0	-19.7
<b>SPAIN</b>	36,411,075	99.9	-18.9
Within the Autonomous Community	35,416,504	97.2	-13.4
To other Autonomous Community	994,571	2.7	-75.2
<b>ABROAD</b>	23,012	0.1	-94.9

Note: Exceptionally, estimates of same-day visits abroad have been included, although these do not have sufficient sampling support required in the publications of other quarters due to the drop in the number of trips.

<sup>4</sup> An excursion is considered any visit without an overnight stay outside the person's usual environment. Trips that are part of someone's normal routine are excluded, as are those made from second homes, from a cruise ship, or from any other accommodation other than the usual one.

## Methodological note

The main objective of the Residents Travel Survey (ETR/FAMILITUR) is to provide information on the trips and excursions carried out each month by the population resident in Spain, both within the country and abroad, and their main characteristics (duration, expenditure, reason, accommodation, etc.).

In addition, the survey provides annual information on the percentage of the population travelling for personal reasons and investigates the reasons given by those who do not travel.

**Type of operation:** quarterly continuous survey.

**Population scope:** Resident population aged 15 and over in family dwellings (indirect information regarding trips taken by children under 15 is also provided).

**Geographical scope:** the entire national territory.

**Reference period of the results:** month, quarter, year (depending on the variable and the degree of disaggregation).

**Sample size:** the effective monthly sample is around 8,200 persons, who provide information on the trips completed in the two months prior to the interview. Thus, the results of a reference month are obtained from around 16,400 questionnaires.

**Type of sampling:** stratified two-stage random sampling. The framework is the set of main dwellings that have collaborated in the Continuous Household Survey (CHS). In each stratum of the CHS, the first stage units are the main family dwellings and the second stage units are the persons aged 15 and over residing in these dwellings. A variable defining the household's propensity to travel is used as a stratification criterion.

The selected persons collaborate three times in alternate months over six months, leave the sample one semester, and are interviewed another three times during the following semester.

**Collection method:** computer-assisted telephone or personal interviews, online questionnaire (since 2018).

For further information, the [methodology](#) and the [standardised methodological report](#) of the survey can be consulted on the INE website.

INE statistics are produced in accordance with the Code of Good Practice for European Statistics, which is the basis for the institution's quality policy and strategy. **For more information see the section on [Quality at INE and the Code of Best Practices](#) on the INE website.**

---

For further information see **INEbase:** [www.ine.es/en/](http://www.ine.es/en/) Twitter: [@es\\_ine](https://twitter.com/es_ine)

All press releases at: [www.ine.es/en/prensa/prensa\\_en.htm](http://www.ine.es/en/prensa/prensa_en.htm)

**Press Office:** Telephone numbers: (+34) 91 583 93 63 /94 08 – [gprensa@ine.es](mailto:gprensa@ine.es)

**Information Area:** Telephone number: (+34) 91 583 91 00 – [www.ine.es/infoine/?L=1](http://www.ine.es/infoine/?L=1)

---

## Residents Travel Survey (ETR/FAMILITUR) First Quarter 2021

### 1. Trips by main destination

	Quarterly data			Accumulated data		
	Trips	%	Annual variation	Trips	%	Annual variation
<b>TOTAL</b>	15.220.538	100,0	-47,8	15.220.538	100,0	-47,8
Spain	14.751.836	96,9	-43,6	14.751.836	96,9	-43,6
Abroad	468.702	3,1	-84,4	468.702	3,1	-84,4

### 2. Trips by main purpose of the trip and destination

	Quarterly data			Accumulated data		
	Trips	%	Annual variation	Trips	%	Annual variation
<b>TOTAL</b>	15.220.538	100,0	-47,8	15.220.538	100,0	-47,8
<b>SPAIN</b>	14.751.836	100,0	-43,6	14.751.836	100,0	-43,6
Leisure, recreation and holidays	3.926.781	26,6	-61,6	3.926.781	26,6	-61,6
Visiting relatives and friends	6.755.696	45,8	-38,8	6.755.696	45,8	-38,8
Business and professional	2.685.396	18,2	-11,2	2.685.396	18,2	-11,2
Other reasons	1.383.963	9,4	-26,4	1.383.963	9,4	-26,4
<b>ABROAD</b>	468.702	100,0	-84,4	468.702	100,0	-84,4
Leisure, recreation and holidays	-	-	-	-	-	-
Visiting relatives and friends	227.008	48,4	-75,1	227.008	48,4	-75,1
Business and professional	-	-	-	-	-	-
Other reasons	-	-	-	-	-	-

Note: the data marked with "-" do not have sufficient sampling support.

### 3. Trips by main type of accommodation and destination

	Quarterly data			Accumulated data		
	Trips	%	Annual variation	Trips	%	Annual variation
<b>TOTAL</b>	15.220.538	100,0	-47,8	15.220.538	100,0	-47,8
<b>SPAIN</b>	14.751.836	100,0	-43,6	14.751.836	100,0	-43,6
Rented accommodation	3.763.296	25,5	-56,9	3.763.296	25,5	-56,9
- Hotels or similar accommodation	2.051.332	13,9	-62,3	2.051.332	13,9	-62,3
- Rented dwelling	895.952	6,1	-44,3	895.952	6,1	-44,3
- Other rented accommodation	816.012	5,5	-51,8	816.012	5,5	-51,8
Non-rented accommodation	10.988.540	74,5	-36,9	10.988.540	74,5	-36,9
- Owned dwelling	3.445.870	23,4	-26,2	3.445.870	23,4	-26,2
- Accommodation by relatives or friends	7.389.895	50,1	-41,1	7.389.895	50,1	-41,1
- Other non-rented accommodation	152.775	1,0	-24,6	152.775	1,0	-24,6
<b>ABROAD</b>	468.702	100,0	-84,4	468.702	100,0	-84,4
Rented accommodation	229.238	48,9	-88,4	229.238	48,9	-88,4
Non-rented accommodation	239.464	51,1	-76,8	239.464	51,1	-76,8

ETR/FAMILITUR (TABLE ANNEX) - FIRST QUARTER 2021 (1/7)

28 June 2021

## 4. Overnights by main destination

	Quarterly data			Accumulated data		
	Overnights	%	Annual variation	Overnights	%	Annual variation
<b>TOTAL</b>	51.693.146	100,0	-48,5	51.693.146	100,0	-48,5
Spain	44.800.201	86,7	-41,9	44.800.201	86,7	-41,9
Abroad	6.892.945	13,3	-70,3	6.892.945	13,3	-70,3

## 5. Overnights by main purpose of the trip and destination

	Quarterly data			Accumulated data		
	Overnights	%	Annual variation	Overnights	%	Annual variation
<b>TOTAL</b>	51.693.146	100,0	-48,5	51.693.146	100,0	-48,5
<b>SPAIN</b>	44.800.201	100,0	-41,9	44.800.201	100,0	-41,9
Leisure, recreation and holidays	9.780.691	21,8	-65,3	9.780.691	21,8	-65,3
Visiting relatives and friends	20.826.329	46,5	-37,6	20.826.329	46,5	-37,6
Business and professional	9.366.357	20,9	4,3	9.366.357	20,9	4,3
Other reasons	4.826.825	10,8	-26,2	4.826.825	10,8	-26,2
<b>ABROAD</b>	6.892.945	100,0	-70,3	6.892.945	100,0	-70,3
Leisure, recreation and holidays	-	-	-	-	-	-
Visiting relatives and friends	5.083.933	73,8	-57,9	5.083.933	73,8	-57,9
Business and professional	-	-	-	-	-	-
Other reasons	-	-	-	-	-	-

Note: the data marked with "-" do not have sufficient sampling support.

## 6. Overnights by main type of accommodation and destination

	Quarterly data			Accumulated data		
	Overnights	%	Annual variation	Overnights	%	Annual variation
<b>TOTAL</b>	51.693.146	100,0	-48,5	51.693.146	100,0	-48,5
<b>SPAIN</b>	44.800.201	100,0	-41,9	44.800.201	100,0	-41,9
Rented accommodation	11.779.889	26,3	-56,0	11.779.889	26,3	-56,0
- Hotels or similar accommodation	5.542.413	12,4	-62,0	5.542.413	12,4	-62,0
- Rented dwelling	3.293.369	7,4	-50,4	3.293.369	7,4	-50,4
- Other rented accommodation	2.944.106	6,6	-47,0	2.944.106	6,6	-47,0
Non-rented accommodation	33.020.312	73,7	-34,3	33.020.312	73,7	-34,3
- Owned dwelling	10.513.511	23,5	-23,6	10.513.511	23,5	-23,6
- Accommodation by relatives or friends	22.195.160	49,5	-38,5	22.195.160	49,5	-38,5
- Other non-rented accommodation	311.641	0,7	-28,2	311.641	0,7	-28,2
<b>ABROAD</b>	6.892.945	100,0	-70,3	6.892.945	100,0	-70,3
Rented accommodation	1.412.626	20,5	-85,5	1.412.626	20,5	-85,5
Non-rented accommodation	5.480.319	79,5	-59,5	5.480.319	79,5	-59,5

ETR/FAMILITUR (TABLE ANNEX) - FIRST QUARTER 2021 (2/7)

28 June 2021

## 7. Average duration by main destination

	Quarterly data		Accumulated data	
	Average duration	Annual variation	Average duration	Annual variation
TOTAL	3,4	-1,2	3,4	-1,2
Spain	3,0	3,1	3,0	3,1
Abroad	14,7	90,3	14,7	90,3

## 8. Average duration by main purpose of the trip and destination

	Quarterly data		Accumulated data	
	Average duration	Annual variation	Average duration	Annual variation
TOTAL	3,4	-1,2	3,4	-1,2
SPAIN	3,0	3,1	3,0	3,1
Leisure, recreation and holidays	2,5	-9,7	2,5	-9,7
Visiting relatives and friends	3,1	2,0	3,1	2,0
Business and professional	3,5	17,4	3,5	17,4
Other reasons	3,5	0,3	3,5	0,3
ABROAD	14,7	90,3	14,7	90,3
Leisure, recreation and holidays	-	-	-	-
Visiting relatives and friends	22,4	69,3	22,4	69,3
Business and professional	-	-	-	-
Other reasons	-	-	-	-

Note: the data marked with "-" do not have sufficient sampling support.

## 9. Average duration by main type of accommodation and destination

	Quarterly data		Accumulated data	
	Average duration	Annual variation	Average duration	Annual variation
TOTAL	3,4	-1,2	3,4	-1,2
SPAIN	3,0	3,1	3,0	3,1
Rented accommodation	3,1	2,2	3,1	2,2
- Hotels or similar accommodation	2,7	0,8	2,7	0,8
- Rented dwelling	3,7	-10,9	3,7	-10,9
- Other rented accommodation	3,6	9,9	3,6	9,9
Non-rented accommodation	3,0	4,1	3,0	4,1
- Owned dwelling	3,1	3,5	3,1	3,5
- Accommodation by relatives or friends	3,0	4,5	3,0	4,5
- Other non-rented accommodation	2,0	-4,9	2,0	-4,9
ABROAD	14,7	90,3	14,7	90,3
Rented accommodation	6,2	25,2	6,2	25,2
Non-rented accommodation	22,9	74,9	22,9	74,9

ETR/FAMILITUR (TABLE ANNEX) - FIRST QUARTER 2021 (3/7)

28 June 2021

## 10. Total expenditure by main destination

	Quarterly data			Accumulated data		
	Total expenditure (millions of euros)	%	Annual variation	Total expenditure (millions of euros)	%	Annual variation
<b>TOTAL</b>	<b>2.259,8</b>	<b>100,0</b>	<b>-64,9</b>	<b>2.259,8</b>	<b>100,0</b>	<b>-64,9</b>
Spain	1.911,7	84,6	-54,1	1.911,7	84,6	-54,1
Abroad	348,1	15,4	-84,7	348,1	15,4	-84,7

## 11. Total expenditure by main purpose of the trip and destination

	Quarterly data			Accumulated data		
	Total expenditure (millions of euros)	%	Annual variation	Total expenditure (millions of euros)	%	Annual variation
<b>TOTAL</b>	<b>2.259,8</b>	<b>100,0</b>	<b>-64,9</b>	<b>2.259,8</b>	<b>100,0</b>	<b>-64,9</b>
<b>SPAIN</b>	<b>1.911,7</b>	<b>100,0</b>	<b>-54,1</b>	<b>1.911,7</b>	<b>100,0</b>	<b>-54,1</b>
Leisure, recreation and holidays	411,7	21,5	-78,5	411,7	21,5	-78,5
Visiting relatives and friends	567,3	29,7	-52,1	567,3	29,7	-52,1
Business and professional	735,0	38,4	-6,8	735,0	38,4	-6,8
Other reasons	197,7	10,3	-29,2	197,7	10,3	-29,2
<b>ABROAD</b>	<b>348,1</b>	<b>100,0</b>	<b>-84,7</b>	<b>348,1</b>	<b>100,0</b>	<b>-84,7</b>
Leisure, recreation and holidays	-	-	-	-	-	-
Visiting relatives and friends	173,7	49,9	-73,2	173,7	49,9	-73,2
Business and professional	-	-	-	-	-	-
Other reasons	-	-	-	-	-	-

Note: the data marked with "-" do not have sufficient sampling support.

## 12. Total expenditure by main type of accommodation and destination

	Quarterly data			Accumulated data		
	Total expenditure (millions of euros)	%	Annual variation	Total expenditure (millions of euros)	%	Annual variation
<b>TOTAL</b>	<b>2.259,8</b>	<b>100,0</b>	<b>-64,9</b>	<b>2.259,8</b>	<b>100,0</b>	<b>-64,9</b>
<b>SPAIN</b>	<b>1.911,7</b>	<b>100,0</b>	<b>-54,1</b>	<b>1.911,7</b>	<b>100,0</b>	<b>-54,1</b>
Rented accommodation	1.038,3	54,3	-58,5	1.038,3	54,3	-58,5
- Hotels or similar accommodation	685,3	35,9	-60,5	685,3	35,9	-60,5
- Rented dwelling	216,0	11,3	-56,1	216,0	11,3	-56,1
- Other rented accommodation	137,0	7,2	-50,2	137,0	7,2	-50,2
Non-rented accommodation	873,4	45,7	-47,4	873,4	45,7	-47,4
- Owned dwelling	256,4	13,4	-39,4	256,4	13,4	-39,4
- Accommodation by relatives or friends	606,1	31,7	-50,3	606,1	31,7	-50,3
- Other non-rented accommodation	10,9	0,6	-45,4	10,9	0,6	-45,4
<b>ABROAD</b>	<b>348,1</b>	<b>100,0</b>	<b>-84,7</b>	<b>348,1</b>	<b>100,0</b>	<b>-84,7</b>
Rented accommodation	159,2	45,7	-89,9	159,2	45,7	-89,9
Non-rented accommodation	188,9	54,3	-73,3	188,9	54,3	-73,3

ETR/FAMILITUR (TABLE ANNEX) - FIRST QUARTER 2021 (4/7)

28 June 2021

### 13. Average expenditure by main destination

	Quarterly data		Accumulated data	
	Average expenditure per person (euros)	Annual variation	Average expenditure per person (euros)	Annual variation
TOTAL	148	-32,8	148	-32,8
Spain	130	-18,6	130	-18,6
Abroad	743	-1,9	743	-1,9

### 14. Average expenditure by main purpose of the trip and destination

	Quarterly data		Accumulated data	
	Average expenditure per person (euros)	Annual variation	Average expenditure per person (euros)	Annual variation
TOTAL	148	-32,8	148	-32,8
SPAIN	130	-18,6	130	-18,6
Leisure, recreation and holidays	105	-43,9	105	-43,9
Visiting relatives and friends	84	-21,8	84	-21,8
Business and professional	274	5,0	274	5,0
Other reasons	143	-3,8	143	-3,8
ABROAD	743	-1,9	743	-1,9
Leisure, recreation and holidays	-	-	-	-
Visiting relatives and friends	765	8,0	765	8,0
Business and professional	-	-	-	-
Other reasons	-	-	-	-

Note: the data marked with "-" do not have sufficient sampling support.

### 15. Average expenditure by main type of accommodation and destination

	Quarterly data		Accumulated data	
	Average expenditure per person (euros)	Annual variation	Average expenditure per person (euros)	Annual variation
TOTAL	148	-32,8	148	-32,8
SPAIN	130	-18,6	130	-18,6
Rented accommodation	276	-3,6	276	-3,6
- Hotels or similar accommodation	334	4,7	334	4,7
- Rented dwelling	241	-21,2	241	-21,2
- Other rented accommodation	168	3,4	168	3,4
Non-rented accommodation	79	-16,6	79	-16,6
- Owned dwelling	74	-17,8	74	-17,8
- Accommodation by relatives or friends	82	-15,5	82	-15,5
- Other non-rented accommodation	71	-27,7	71	-27,7
ABROAD	743	-1,9	743	-1,9
Rented accommodation	695	-12,7	695	-12,7
Non-rented accommodation	789	15,2	789	15,2

ETR/FAMILITUR (TABLE ANNEX) - FIRST QUARTER 2021 (5/7)

28 June 2021

### 16. Daily average expenditure by main destination

	Quarterly data		Accumulated data	
	Daily average expenditure (euros)	Annual variation	Daily average expenditure (euros)	Annual variation
TOTAL	44	-31,9	44	-31,9
Spain	43	-21,0	43	-21,0
Abroad	51	-48,5	51	-48,5

### 17. Daily average expenditure by main purpose of the trip and destination

	Quarterly data		Accumulated data	
	Daily average expenditure (euros)	Annual variation	Daily average expenditure (euros)	Annual variation
TOTAL	44	-31,9	44	-31,9
SPAIN	43	-21,0	43	-21,0
Leisure, recreation and holidays	42	-37,9	42	-37,9
Visiting relatives and friends	27	-23,3	27	-23,3
Business and professional	78	-10,6	78	-10,6
Other reasons	41	-4,0	41	-4,0
ABROAD	51	-48,5	51	-48,5
Leisure, recreation and holidays	-	-	-	-
Visiting relatives and friends	34	-36,2	34	-36,2
Business and professional	-	-	-	-
Other reasons	-	-	-	-

Note: the data marked with "-" do not have sufficient sampling support.

### 18. Daily average expenditure by main type of accommodation and destination

	Quarterly data		Accumulated data	
	Daily average expenditure (euros)	Annual variation	Daily average expenditure (euros)	Annual variation
TOTAL	44	-31,9	44	-31,9
SPAIN	43	-21,0	43	-21,0
Rented accommodation	88	-5,7	88	-5,7
- Hotels or similar accommodation	124	3,9	124	3,9
- Rented dwelling	66	-11,5	66	-11,5
- Other rented accommodation	47	-5,9	47	-5,9
Non-rented accommodation	26	-19,9	26	-19,9
- Owned dwelling	24	-20,6	24	-20,6
- Accommodation by relatives or friends	27	-19,1	27	-19,1
- Other non-rented accommodation	35	-24,0	35	-24,0
ABROAD	51	-48,5	51	-48,5
Rented accommodation	113	-30,3	113	-30,3
Non-rented accommodation	34	-34,2	34	-34,2

ETR/FAMILITUR (TABLE ANNEX) - FIRST QUARTER 2021 (6/7)

28 June 2021



### 19. Expenditure by expenditure categories and main destination

	Total			Spain			Abroad		
	(millions of euros)	%	Annual variation	(millions of euros)	%	Annual variation	(millions of euros)	%	Annual variation
TOTAL EXPENDITURE	2.259,8	100,0	-64,9	1.911,7	100,0	-54,1	348,1	100,0	-84,7
Expenditure on tourist package	29,5	1,3	-92,3	11,2	0,6	-93,6	18,4	5,3	-91,2
Expenditure excluded on tourist package	2.230,3	98,7	-63,2	1.900,5	99,4	-52,4	329,8	94,7	-84,0
- Expenditure on accommodation	517,7	22,9	-62,5	463,7	24,3	-50,7	53,9	15,5	-87,8
- Expenditure on transport	607,0	26,9	-67,0	472,9	24,7	-53,2	134,1	38,5	-83,8
- Expenditure on restaurants/cafés	433,2	19,2	-69,9	386,9	20,2	-63,3	46,3	13,3	-88,0
- Other expenditure	672,4	29,8	-51,8	577,0	30,2	-41,4	95,4	27,4	-76,8

Note: Exceptionally, estimates of expenditure on tourist package have been included, although these do not have sufficient sampling support required in the publications of other quarters due to the drop in the number of trips.

### 20. Trips, overnights and expenditure by Autonomous Community of residence

	Trips		Overnights		Total expenditure (millions of euros)		Average expenditure per person (euros)	Daily average expenditure (euros)
	Total	%	Total	%	Total	%	Total	Total
TOTAL	15.220.538	100,0	51.693.146	100,0	2.259,8	100,0	148	44
Andalucía	2.269.129	14,9	7.549.350	14,6	314,6	13,9	139	42
Aragón	495.110	3,3	1.418.370	2,7	59,3	2,6	120	42
Asturias, Principado de	366.054	2,4	1.188.685	2,3	62,7	2,8	171	53
Baleares, Illes	359.901	2,4	1.473.895	2,9	63,3	2,8	176	43
Canarias	948.012	6,2	2.719.524	5,3	116,1	5,1	122	43
Cantabria	204.159	1,3	566.677	1,1	25,2	1,1	124	45
Castilla y León	1.213.006	8,0	3.289.375	6,4	144,7	6,4	119	44
Castilla - La Mancha	652.060	4,3	2.014.856	3,9	103,7	4,6	159	51
Cataluña	2.636.551	17,3	9.059.070	17,5	419,4	18,6	159	46
Comunitat Valenciana	1.996.462	13,1	7.302.725	14,1	260,8	11,5	131	36
Extremadura	347.670	2,3	1.115.898	2,2	53,3	2,4	153	48
Galicia	908.283	6,0	2.625.648	5,1	127,0	5,6	140	48
Madrid, Comunidad de	1.711.439	11,2	7.621.774	14,7	339,7	15,0	198	45
Murcia, Región de	272.076	1,8	764.486	1,5	35,1	1,6	129	46
Navarra, Comunidad Foral de	268.408	1,8	717.856	1,4	31,1	1,4	116	43
País Vasco	440.149	2,9	1.698.610	3,3	79,4	3,5	180	47
Rioja, La	97.129	0,6	343.004	0,7	13,5	0,6	139	39
Ceuta	17.674	0,1	96.426	0,2	4,1	0,2	234	43
Melilla	17.265	0,1	126.917	0,2	6,8	0,3	394	54

### 21. Trips, overnights and expenditure by destination (abroad and Autonomous Community)

	Trips		Overnights		Total expenditure (millions of euros)		Average expenditure per person (euros)	Daily average expenditure (euros)
	Total	%	Total	%	Total	%	Total	Total
TOTAL	15.220.538	100,0	51.693.146	100,0	2.259,8	100,0	148	44
Abroad	468.702	3,1	6.892.945	13,3	348,1	15,4	743	51
Andalucía	2.288.682	15,0	8.049.972	15,6	334,7	14,8	146	42
Aragón	620.994	4,1	1.800.855	3,5	83,2	3,7	134	46
Asturias, Principado de	314.664	2,1	934.720	1,8	36,7	1,6	117	39
Baleares, Illes	304.803	2,0	893.334	1,7	44,0	1,9	144	49
Canarias	939.814	6,2	2.644.654	5,1	129,5	5,7	138	49
Cantabria	245.901	1,6	736.233	1,4	35,6	1,6	145	48
Castilla y León	1.232.920	8,1	3.634.522	7,0	136,0	6,0	110	37
Castilla - La Mancha	739.560	4,9	2.302.262	4,5	93,7	4,1	127	41
Cataluña	2.397.143	15,7	5.876.982	11,4	278,4	12,3	116	47
Comunitat Valenciana	1.919.652	12,6	5.564.691	10,8	178,0	7,9	93	32
Extremadura	387.883	2,5	1.480.717	2,9	57,6	2,5	148	39
Galicia	894.666	5,9	2.797.740	5,4	106,4	4,7	119	38
Madrid, Comunidad de	1.437.748	9,4	4.766.461	9,2	249,7	11,1	174	52
Murcia, Región de	268.833	1,8	795.996	1,5	35,7	1,6	133	45
Navarra, Comunidad Foral de	277.311	1,8	758.410	1,5	31,4	1,4	113	41
País Vasco	403.634	2,7	1.579.454	3,1	73,0	3,2	181	46
Rioja, La	73.755	0,5	173.835	0,3	7,2	0,3	97	41
Ceuta	-	-	-	-	-	-	-	-
Melilla	-	-	-	-	-	-	-	-

Note: the data marked with "-" do not have sufficient sampling support.