

1 June 2021

Estadística de Movimientos Turísticos en Fronteras (FRONTUR)
April 2021. Provisional data

Spain received 630,647 international tourists in April

**Germany is the main country of residence, with 143,769 tourists,
accounting for 22.8% of the total**

The high alert period for the management of the health crisis situation caused by COVID-19 suppressed the flow of international visitors to Spain for tourist reasons in April 2020. For thus, there were not visitor's entry during this month.

For this reason, it is not possible to calculate variation rates of April 2021 with respect the same month last year for this survey.

Inflow of tourists

Spain received in April the visit of 630,647 international tourists. Germany was the main country of residence, with 143,769 tourists, accounting for 22.8% of the total.

France and Italy were the following countries with the most tourists visiting Spain. From France we received 116,340 and Italy 40,509 tourists.

In the accumulated first four months of 2021 the number of tourists visiting Spain decreased by 82.6% and exceed 1.8 million. Nearly 10.6 million of international tourists came in the same period last year.

The main sending countries so far this year were France (with 418,409 tourists and a decrease of 69.2% as compared to the first four months of 2020), Germany (with 331,239 tourists, and a decrease of 74.5%) and Rest of Europe (with 289,146 tourists, 72.0% less).

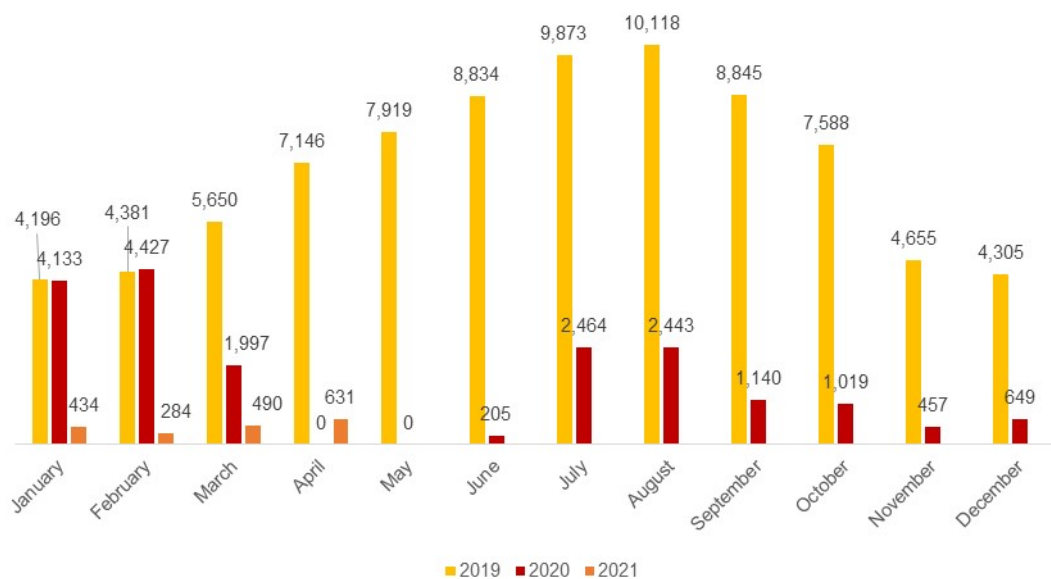
International tourist arrivals (*) by country of residence

	Monthly data		Accumulated data	
	Absolute value		Absolute value	Annual change
April 2021				
TOTAL	630,647		1,839,408	-82.6
Germany	143,769		331,239	-74.5
Belgium	24,310		67,384	-78.7
France	116,340		418,409	-69.2
Ireland	5,456		21,688	-90.1
Italy	40,509		113,266	-79.5
Netherlands	27,112		71,379	-84.3
Portugal	24,503		96,817	-74.6
United Kingdom	23,919		79,671	-96.0
Switzerland	38,502		73,205	-63.4
Nordic Countries	26,980		80,244	-91.1
Rest of Europe (**)	98,124		289,146	-72.0
United States	7,747		26,461	-92.3
Rest of America	25,564		89,755	-86.8
Rest of the world	27,811		80,743	-90.1

(*): does not include transit travelers or same-day visitors

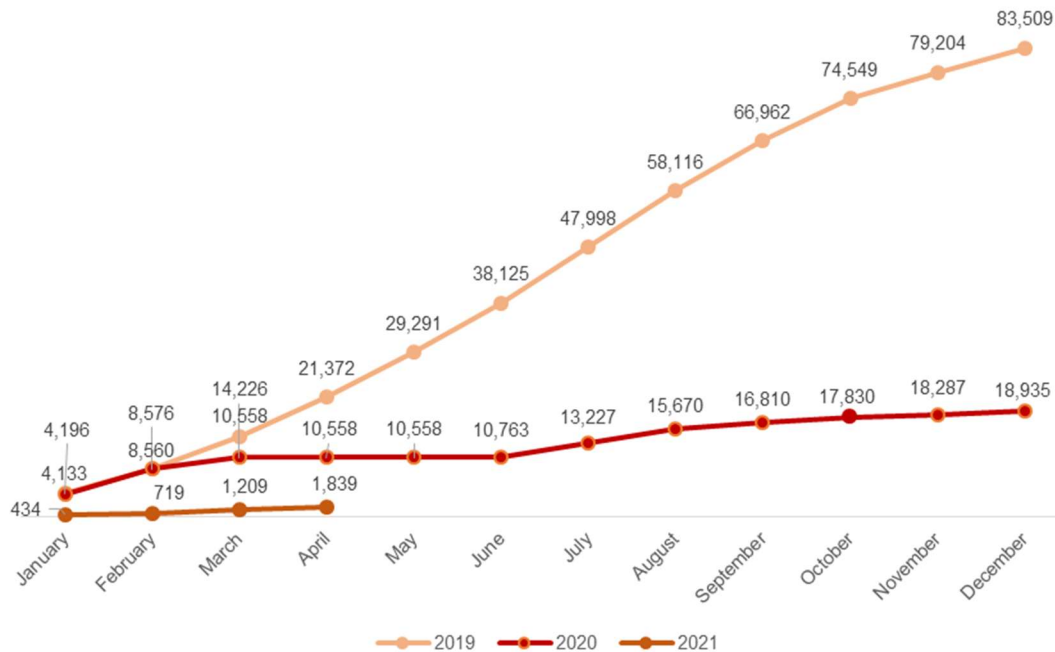
(**) Includes estimate for Russia due to insufficient sample size for that country

International tourist arrivals. Comparative 2019-2020-2021* Thousands



(*): Provisional data from May 2020

Accumulated international tourist arrivals. Comparative 2019-2020-2021*
Thousands



(*): Provisional data from May 2020

Main destination Autonomous Communities

Illes Balears was the main tourist destination in April, with 19.8% of the total. It was followed by Canarias (17.4%) and Cataluña (15.0%).

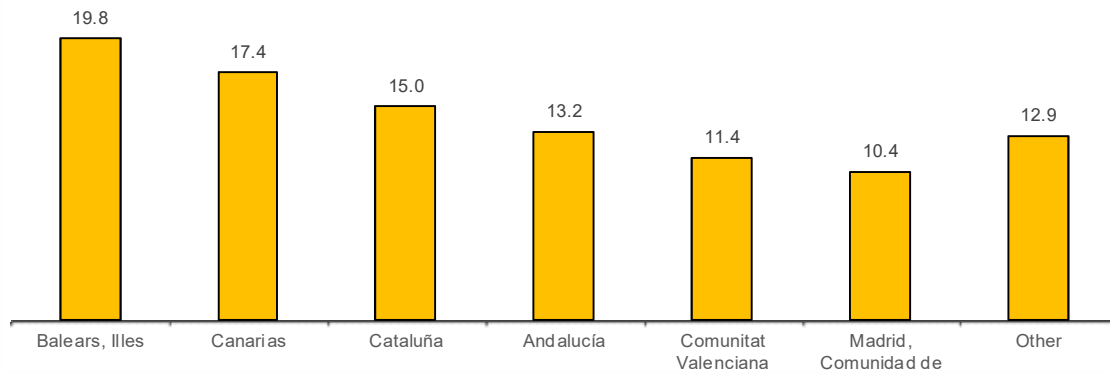
124,674 tourists came to Illes Balears. The main countries of residence of tourists visiting this Autonomous Community were Germany (with 80,952 tourists) and Switzerland (with 12,468 tourists).

The number of tourists visiting Canarias was 109,468 tourists. 38,593 tourists came from Rest of Europe and 27,487 tourists from Germany.

The third main destination Autonomous Community by number of tourists was Cataluña, with 94,391 tourists. France was the main country of origin (with 28,324 tourists), followed by Rest of Europe (with 15,172 tourists).

In the accumulated first four months of 2021, the Autonomous Communities that received the most tourists were Canarias (with 370,841 tourists and a decrease of 86.4% as compared with the same period in 2020), Cataluña (with 319,298 and a decrease of 85.7%) and Illes Balears (with 218,649 tourists, a 46.0% less).

International tourist arrivals by main autonomous region of destination.
Percentage of the total



International tourist arrivals by main Autonomous Community of destination. Monthly and cumulative data

April 2021	Monthly data		Accumulated data
	Absolute value	Absolute value	Annual change
TOTAL	630,647	1,839,408	-82.6
Andalucía	83,460	212,924	-86.1
Balears, Illes	124,674	218,649	-46.0
Canarias	109,468	370,841	-86.4
Cataluña	94,391	319,298	-85.7
Comunitat Valenciana	71,940	196,718	-83.7
Madrid, Comunidad de	65,385	211,890	-84.6
Other	81,330	309,088	-71.0

International tourist arrivals by main Autonomous Community of destination. Main country of residence

April 2021	First outbound country	Tourists	Second outbound country	Tourists
	TOTAL	France	143,769	Germany
Andalucía	Rest of Europe	14,314	Rest of the world	10,482
Balears, Illes	Germany	80,952	Rest of Europe	12,468
Canarias	Germany	38,593	Rest of Europe	27,487
Cataluña	France	28,324	Rest of Europe	15,172
Comunitat Valenciana	France	14,804	Italy	11,854
Madrid, Comunidad de	Rest of America	13,267	Rest of America	10,797

Forms of access and main means of accommodation

Most tourists visiting Spain in April came by air, with 480,650 tourists.

Road entries arrived 137,320 tourists, railway accessed 6,930 tourists and port arrivals arrived 5,747 tourists.

International tourist arrivals by main means of access to Spain

April 2021	Monthly data	Accumulated data	
	Absolute value	Absolute value	Annual change
TOTAL	630,647	1,839,408	-82.6
Air transport	480,650	1,241,272	-85.8
Motor vehicle	137,320	559,610	-64.5
Train	6,930	26,024	-33.8
Waterway	5,747	12,503	-93.1

In April, the number of tourists choosing market accommodation was the main type of accommodation with 461,032 tourists. Within this type, hotel accommodation was the main type of accommodation with 393,454 tourists. Rented dwellings accounted 44,855.

On the other hand, non-market accommodation accounted 169,615 tourists. The number of tourists staying in relatives or friends' homes was 81,366 tourists and that of those staying in their own dwelling was 77,020.

International tourist arrivals by main type of accommodation

April 2021	Monthly data	Accumulated data	
	Absolute value	Absolute value	Annual change
TOTAL	630,647	1,839,408	-82.6
Rented accommodation ^(*)	461,032	1,293,600	-84.2
-Hotel accommodation	393,454	1,101,435	-83.4
-Rental housing	44,855	104,361	-90.9
-Rest rented accommodation	22,722	87,803	-79.9
Non-rented accommodation	169,615	545,809	-76.8
-Vacation home ownership	81,366	216,489	-67.3
-Home of family or friends	77,020	283,303	-81.1
-Rest non rented accommodation	11,230	46,017	-75.3

(*): Two principal groups of accommodation are distinguished, depending on whether there has been a monetary transaction: market accommodation (paid accommodation; hotels, rented accommodation, camp sites, country houses and other market accommodation) and non-market accommodation (own home, relatives or friends' homes and other non-market accommodation).

Main reason, length of stay and organization of the trip

In April, *Leisure, recreation, and holidays* were the main reasons for travelling to Spain for 392,185 tourists.

A total of 132,541 tourists arrived for *Business and professional reasons* and 105,921 arrived for *Other reasons*.

International tourist arrivals by main purpose of the trip

April 2021	Monthly data	Accumulated data	
	Absolute value	Absolute value	Annual change
TOTAL	630,647	1,839,408	-82.6
Leisure, vacations	392,185	1,096,935	-87.4
Business and professional purposes	132,541	387,670	-55.0
Other purposes	105,921	354,804	-64.8

A stay of four to seven nights was the main length among tourists in April, with 268,095 tourists.

The number of visitors without overnight stays (excursionists) stood by 617,948. Tourists with longer duration (more than 15 nights) were 84,162 tourists.

International visitor arrivals by length of stay

April 2021	Monthly data	Accumulated data	
	Absolute value	Absolute value	Annual change
TOTAL	1,248,595	4,534,518	-73.9
no night(*)	617,948	2,695,110	-60.4
1 night	54,564	216,754	-64.5
2 - 3 nights	94,308	314,113	-85.4
4 - 7 nights	268,095	662,604	-86.8
8 - 15 nights	129,517	351,271	-81.5
More than 15 nights	84,162	294,666	-66.8

(*): Excursionists

In April, 550,199 tourists travelled without a tourist package. 80,448 tourists travelled with a tourist package.

International tourist arrivals by type of organization

April 2021	Monthly data	Accumulated data	
	Absolute value	Absolute value	Annual change
TOTAL	630,647	1,839,408	-82.6
No Tourist Package	550,199	1,622,861	-79.2
Tourist Package	80,448	216,548	-92.1

Revision and updating of data

Coinciding with today's publication, INE has updated the data corresponding to the month of April 2020. The results are available at INEBase.

Methodological note

The main objective of the Tourist Movement on Borders Survey (FRONTUR) is to estimate the number of non-residents visiting Spain on a monthly basis, as well as to know the main characteristics of the trips made by these visitors.

For the preparation of FRONTUR the international definitions and recommendations of the UNWTO and EUROSTAT in this field are followed.

Type of operation: continuous monthly statistics.

Population scope: this refers to non-residents in Spain who enter our country, whether or not they have stayed overnight, as well as those who pass through our country in transit.

Geographical scope: the entire national territory. The sample is collected at the main access points for non-resident travellers, both by road, airport, port and rail.

Reference period of the results: the month.

Sample size: the annual theoretical sample size of FRONTUR exceeds 450,000 surveys, which are distributed throughout the year, taking into account the seasonality of passenger flows.

Type of sampling: the sample design, a series of strata have been defined for each form of entry that group together border points, airports, ports or railway lines, respectively. In the road and airport sample allocation, the day of the week in which the survey has been carried out is also identified, differentiating between working days, weekends and holidays. Furthermore, in airports 20 air relations are defined (Spanish airport of origin-country of destination airport) which also determine the sample design in this form of access.

Collection method: information is collected by direct interview when the traveller leaves Spain, using a multilingual electronic questionnaire.

A more complete tabulation plan with the main series of aggregates, as well as the microdata file for the reference month, is available on the INE website. For more information you can access the methodology at:

http://www.ine.es/daco/daco42/frontur/frontur_egatur_metodologia.pdf

And the standardized methodological report at:

<http://www.ine.es/dynt3/metadatos/es/RespuestaDatos.html?oe=16028>

Statistics from INE are prepared in accordance with the European Statistics Code of Practice, which is the basis of the Institution's quality policy and strategy. For more information, consult the section [Quality in the INE and Code of Practice](#) on the INE website.

For further information see **INEbase: www.ine.es/en/** Twitter: **@es_ine**

All press releases at: **www.ine.es/en/prensa/prensa_en.htm**

Press office: Telephone numbers: (+34) 91 583 93 63 /94 08 – **gprensa@ine.es**

Information Area: Telephone number: (+34) 91 583 91 00 – **www.ine.es/infoine/?L=1**
