

2 July 2021

**Tourist Movements at Borders (FRONTUR)**  
May 2021. *Provisional data*

**Spain received nearly 1.4 million international tourists in May**

**Germany is the main country of residence with 338,408 tourists,  
accounting for 24.8% of the total**

The high alert period for the management of the health crisis situation caused by COVID-19 suppressed the flow of international visitors to Spain for tourist reasons in May 2020. For thus, there were not visitor's entry during this month.

For this reason, it is not possible to calculate variation rates of May 2021 with respect the same month last year for this survey.

**Inflow of tourists**

Spain received in May the visit of 1.4 million international tourists. Germany was the main country of residence, with 338,408 tourists, accounting for 24.8% of the total.

France and Netherlands were the following countries with the most tourists visiting Spain. From France we received 330,656 and from Netherlands 72,315.

In the first five months of 2021 the number of tourists visiting Spain decreased by 69.7% and exceed 3.2 million. 10.6 millions of international tourists came in the same period last year.

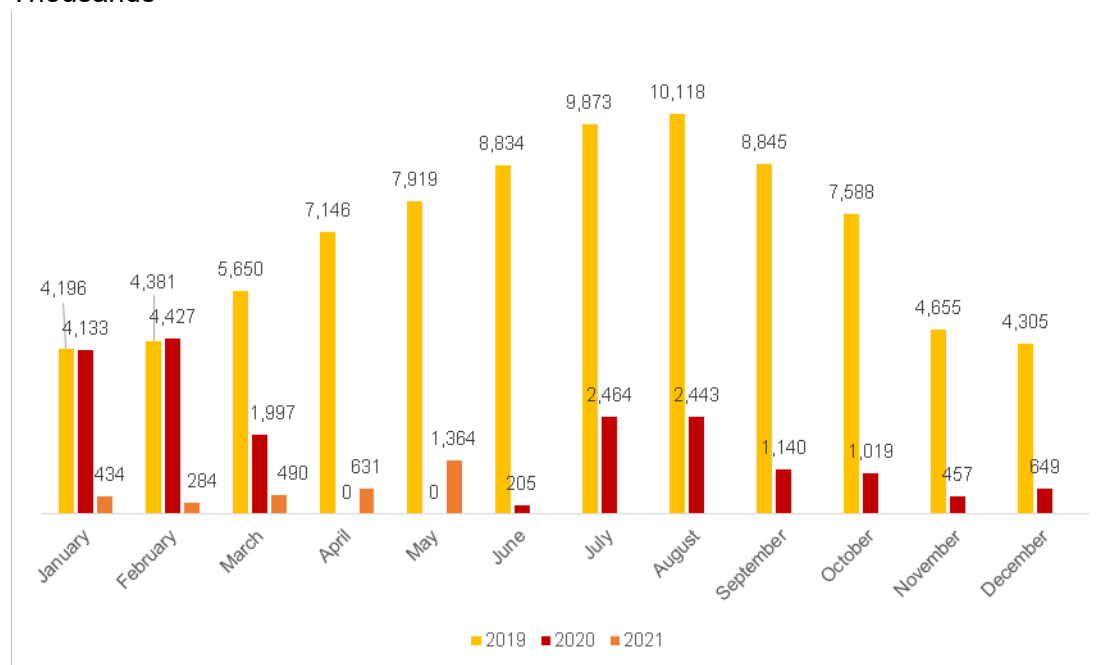
The main sending countries so far this year were France (with 749,065 tourists and a decrease of 44.9% as compared to the first five months of 2020), Germany (with 669,647, and a decrease of 48.5%) and Rest of Europe (with 426,422 tourists, 52.6% less).

## International tourist arrivals (\*) by country of residence

May 2021	Monthly data		Accumulated data	
	Absolute value	Absolute value	Absolute value	Annual change
<b>TOTAL</b>	1,363,624	3,203,033		-69.7
Germany	338,408	669,647		-48.5
Belgium	69,170	136,554		-56.9
France	330,656	749,065		-44.9
Ireland	8,065	29,753		-86.5
Italy	62,850	176,116		-68.1
Netherlands	72,135	143,514		-68.4
Portugal	59,481	156,298		-58.9
United Kingdom	51,155	130,826		-93.5
Switzerland	64,905	138,110		-30.9
Russia	4,192	17,399		-86.8
Nordic Countries	42,197	122,441		-86.4
Rest of Europe	150,482	426,422		-52.6
United States	14,775	41,236		-88.1
Rest of America	54,386	144,141		-78.7
Rest of the world	40,768	121,511		-85.0

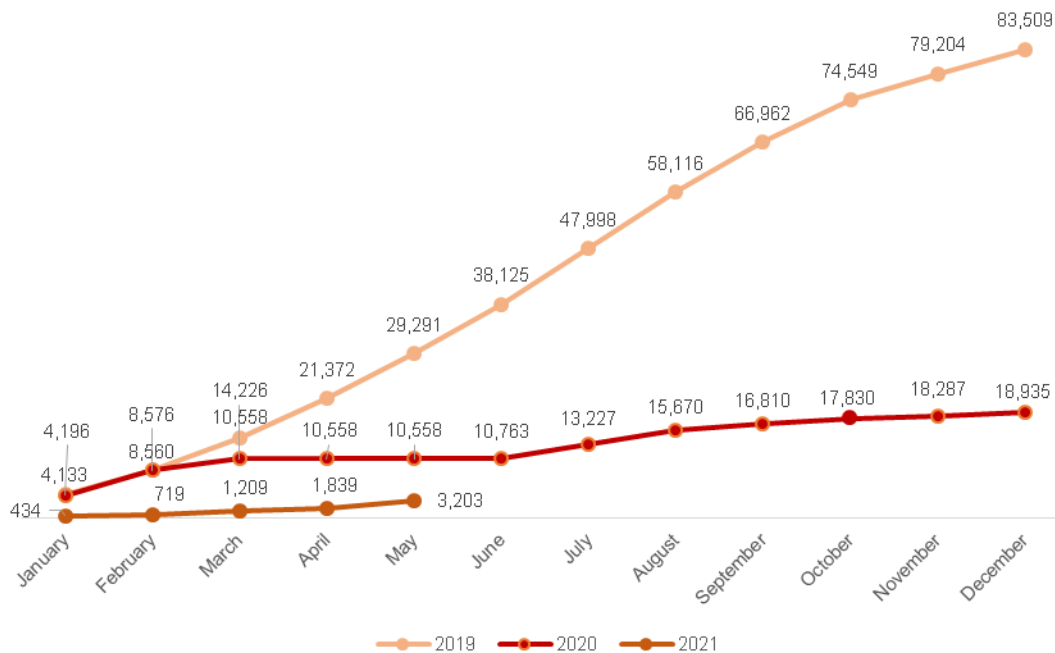
(\*): does not include transit travellers or same-day visitors

## International tourist arrivals. Comparative 2019-2020-2021\* Thousands



(\*): Provisional data from June 2020

**Accumulated international tourist arrivals. Comparative 2019-2020-2021\***  
Thousands



(\*): Provisional data from June 2020

**Main destination Autonomous Communities**

Illes Balears was the main tourist destination in May, with 27.9% of the total. It was followed by Cataluña (18.4%) and Andalucía (12.2%).

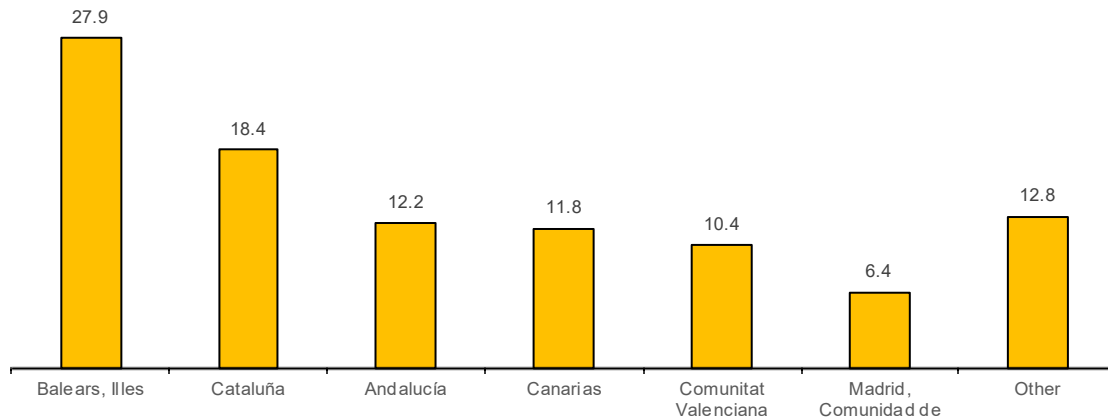
380,882 tourists came to Illes Balears. The main countries of residence of tourists visiting this Autonomous Community were Germany (with 232,279) and France (with 37,626).

The number of tourists visiting Cataluña decreased stood 251,546. Of them, 117,417 came from France and 39,792 came from Rest of Europe.

The third main destination Autonomous Community by number of tourists was Andalucía, with 166,330. France was the main country of origin (with 44,981), followed by Germany (16,849).

In the accumulated first five months of 2021, the Autonomous Communities that received the most tourists were Illes Balears (with 599,531 tourists and an increase of 48.0% as compared with the same period in 2020), Cataluña (with 570,844 and a decrease of 74.5%) and Canarias (with 532,252, and 80.5% less).

**International tourist arrivals by main autonomous region of destination.**  
Percentage of the total



**International tourist arrivals by main Autonomous Community of destination. Monthly and cumulative data**

May 2021	Monthly data		Accumulated data	
	Absolute value	Absolute value	Absolute value	Annual change
<b>TOTAL</b>	1,363,624	3,203,033		-69.7
Andalucía	166,330	379,253		-75.2
Balears, Illes	380,882	599,531		48.0
Canarias	161,411	532,252		-80.5
Cataluña	251,546	570,844		-74.5
Comunitat Valenciana	141,684	338,402		-72.0
Madrid, Comunidad de	86,727	298,617		-78.4
Other	175,045	484,133		-54.5

**International tourist arrivals by main Autonomous Community of destination. Main country of residence**

May 2021	First outbound country		Second outbound country	
	Country	Tourists	Country	Tourists
<b>TOTAL</b>	France	338,408	Germany	330,656
Andalucía	Rest of Europe	44,981	Rest of the world	16,849
Balears, Illes	Germany	232,279	Rest of Europe	37,626
Canarias	Germany	41,849	Rest of Europe	38,012
Cataluña	France	117,417	Rest of Europe	39,792
Comunitat Valenciana	France	33,820	Italy	22,898
Madrid, Comunidad de	Rest of America	18,766	Rest of America	13,402

## Forms of access and main means of accommodation

Most tourists visiting Spain in May came by air, with 976,018.

Road entries arrived 372,788 tourists, railway access registered 9,280 and port arrivals arrived 5,539.

### International tourist arrivals by main means of access to Spain

May 2021	Monthly data	Accumulated data	
	Absolute value	Absolute value	Annual change
<b>TOTAL</b>	1,363,624	3,203,033	-69.7
Air transport	976,018	2,217,289	-74.7
Motor vehicle	372,788	932,398	-40.9
Train	9,280	35,303	-10.1
Waterway	5,539	18,042	-90.1

In May, market accommodation was the main type of accommodation with more than a million of tourists. Within this type, hotel accommodation was the main type of accommodation with 794,960 tourists. While rented dwellings took the second place with 163,618.

On the other hand, non-market accommodation accounted 354,194 tourists. The number of tourists staying in relatives or friends' homes accounted by 171,280 and that of those staying in their own dwelling were 155,662.

### International tourist arrivals by main type of accommodation

May 2021	Monthly data	Accumulated data	
	Absolute value	Absolute value	Annual change
<b>TOTAL</b>	1,363,624	3,203,033	-69.7
Rented accommodation <sup>(*)</sup>	1,009,430	2,303,030	-71.9
-Hotel accommodation	794,960	1,896,395	-71.4
-Rental housing	163,618	267,979	-76.5
-Rest rented accommodation	50,853	138,656	-68.2
Non-rented accommodation	354,194	900,003	-61.7
-Vacation home ownership	155,662	372,151	-43.8
-Home of family or friends	171,280	454,583	-69.7
-Rest non rented accommodation	27,252	73,268	-60.7

(\*): Two principal groups of accommodation are distinguished, depending on whether there has been a monetary transaction: market accommodation (paid accommodation; hotels, rented accommodation, camp sites, country houses and other market accommodation) and non-market accommodation (own home, relatives or friends' homes and other non-market accommodation).

## Main reason, length of stay and organization of the trip

In May, *Leisure, recreation, and holidays* were the main reasons for travelling to Spain for more than 1 million tourists.

A total of 180,473 tourists arrived for *Business and professional reasons* and 176,463 arrived for *Other reasons*.

### International tourist arrivals by main purpose of the trip

May 2021	Monthly data	Accumulated data	
	Absolute value	Absolute value	Annual change
<b>TOTAL</b>	1,363,624	3,203,033	-69.7
Leisure, vacations	1,006,689	2,103,624	-75.8
Business and professional purposes	180,473	568,143	-34.0
Other purposes	176,463	531,266	-47.2

A stay of four to seven nights was the main length among tourists in May, with 650,530 tourists. The number of visitors among those without overnight stays (excursionists) was more than 1,3 million. Tourists with longer duration (more than 15 nights) were 116,229.

### International visitor arrivals by length of stay

May 2021	Monthly data	Accumulated data	
	Absolute value	Absolute value	Annual change
<b>TOTAL</b>	2,692,798	7,227,316	-58.4
no night <sup>(*)</sup>	1,329,174	4,024,284	-40.9
1 night	83,446	300,200	-50.8
2 - 3 nights	239,228	553,342	-74.2
4 - 7 nights	650,530	1,313,134	-73.8
8 - 15 nights	274,191	625,462	-67.0
More than 15 nights	116,229	410,895	-53.7

(\*):Excursionists.

In May, more than 1.2 million tourists travelled without a tourist package. 163,424 tourists travelled with a tourist package.

### International tourist arrivals by type of organization

May 2021	Monthly data	Accumulated data	
	Absolute value	Absolute value	Annual change
<b>TOTAL</b>	1,363,624	3,203,033	-69.7
No Tourist Package	1,200,200	2,823,061	-63.9
Tourist Package	163,424	379,972	-86.1

## Revision and updating of data

Coinciding with today's publication, INE has updated the data corresponding to the month of May 2020. The results are available at INEBase.

## Methodological note

The main objective of the Tourist Movement on Borders Survey (FRONTUR) is to estimate the number of non-residents visiting Spain on a monthly basis, as well as to know the main characteristics of the trips made by these visitors.

For the preparation of FRONTUR the international definitions and recommendations of the UNWTO and EUROSTAT in this field are followed.

Type of operation: continuous monthly statistics.

Population scope: this refers to non-residents in Spain who enter our country, whether or not they have stayed overnight, as well as those who pass through our country in transit.

Geographical scope: the entire national territory. The sample is collected at the main access points for non-resident travellers, both by road, airport, port and rail.

Reference period of the results: the month.

Sample size: the annual theoretical sample size of FRONTUR exceeds 450,000 surveys, which are distributed throughout the year, taking into account the seasonality of passenger flows.

Type of sampling: the sample design, a series of strata have been defined for each form of entry that group together border points, airports, ports or railway lines, respectively. In the road and airport sample allocation, the day of the week in which the survey has been carried out is also identified, differentiating between working days, weekends and holidays. Furthermore, in airports 20 air relations are defined (Spanish airport of origin-country of destination airport) which also determine the sample design in this form of access.

Collection method: information is collected by direct interview when the traveller leaves Spain, using a multilingual electronic questionnaire.

A more complete tabulation plan with the main series of aggregates, as well as the microdata file for the reference month, is available on the INE website. For more information you can access the methodology at:

[http://www.ine.es/daco/daco42/frontur/frontur\\_egatur\\_metodologia.pdf](http://www.ine.es/daco/daco42/frontur/frontur_egatur_metodologia.pdf)

And the standardized methodological report at:

<http://www.ine.es/dynt3/metadatos/es/RespuestaDatos.html?oe=16028>

Statistics from INE are prepared in accordance with the European Statistics Code of Practice, which is the basis of the Institution's quality policy and strategy. For more information, consult the section [Quality in the INE and Code of Practice](#) on the INE website.

---

For further information see **INEbase**: [www.ine.es/en/](http://www.ine.es/en/) Twitter: [@es\\_ine](https://twitter.com/es_ine)

All press releases at: [www.ine.es/en/prensa/prensa\\_en.htm](http://www.ine.es/en/prensa/prensa_en.htm)

**Press office**: Telephone numbers: (+34) 91 583 93 63 /94 08 – [gprensa@ine.es](mailto:gprensa@ine.es)

**Information Area**: Telephone number: (+34) 91 583 91 00 – [www.ine.es/infoine/?L=1](http://www.ine.es/infoine/?L=1)

---