

Harmonised Labour Cost Index (HLCI). Base 2016
First quarter 2022. *Provisional data*

The quarterly variation of the cost per hour worked is 0.8%, after adjusting for seasonal and calendar effects

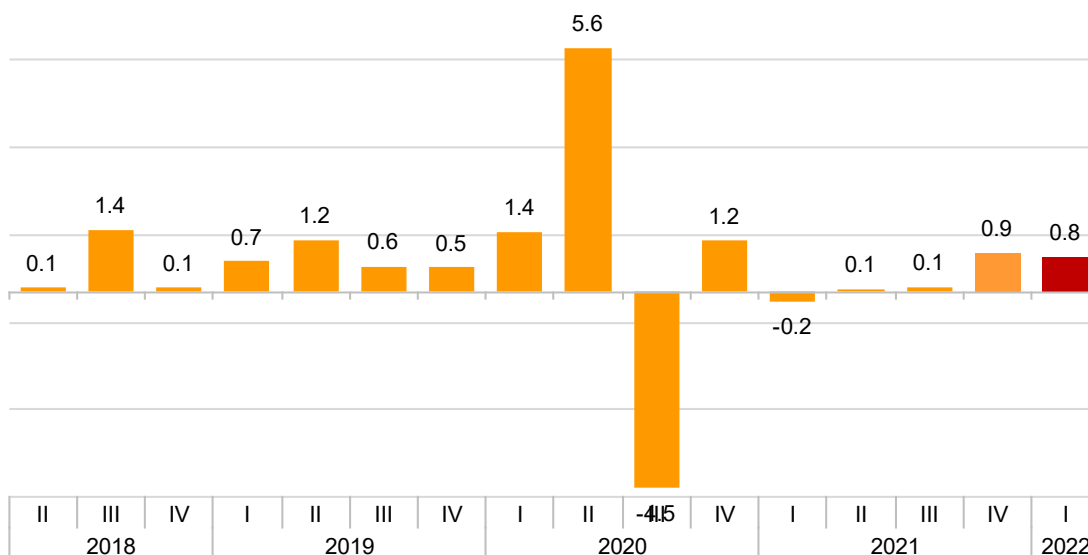
The cost per hour worked increases 1.9% in the annual rate in the series adjusted for calendar and seasonal effects, and 1.2% in the original series

Quarterly variation of the Index

The quarterly variation in the HLCI—which measures the labour cost per hour worked while maintaining the structure by branch of activity constant—stood at 0.8% between the first quarter of 2022 and the fourth of 2021, after adjusting for seasonal and calendar effects.

Labour Cost Index adjusted for seasonal and calendar effects

Quarterly rate. Percentage



By cost component, in seasonally and calendar adjusted data, wage costs showed a variation of 0.7%, and other costs of 0.9%.

Excluding seasonal and calendar adjustment, the quarterly rate is -10.2%, mainly due to the lower weight of extraordinary payments in the first quarter of 2022 compared to the previous quarter.

Harmonised Labour Cost Index in the first quarter 2022

Index and quarterly rates by cost components

	General Index		Index adjusted for seasonal and calendar effects	
	Index	Rate	Index	Rate
Total labour cost	103.3	-10.2	111.3	0.8
Wages	101.6	-12.4	110.7	0.7
Other costs	108.5	-3.1	113.2	0.9
Labour costs excluding extraordinary and late payment	105.3	-5.7	111.6	0.7

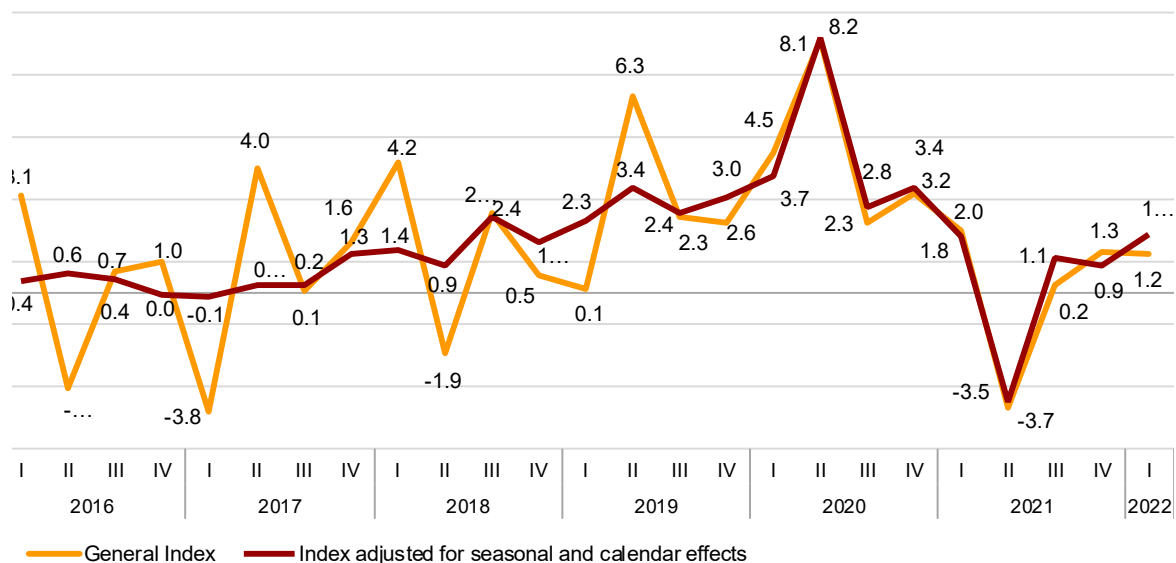
Annual variation of the Index

The cost per hour worked increased by 1.2% in the first quarter of 2022, as compared with the same period of the previous year.

The annual variation of the cost per hour was 1.9%, after adjusting for seasonal and calendar effects.

Variation of the general index and index adjusted for seasonal and calendar effects

Annual rate. Percentage



By cost component, wage costs recorded an annual variation of 2.2% in adjusted data and other costs increased by 0.9%.

Harmonised Labour Cost Index in the first quarter 2022

Index and annual rates by cost components

	General Index		Index adjusted for seasonal and calendar effects	
	Index	Rate	Index	Rate
Total labour cost	103.3	1.2	111.3	1.9
Wages	101.6	1.7	110.7	2.2
Other costs	108.5	-0.1	113.2	0.9
Labour costs excluding extraordinary and late payment:	105.3	0.5	111.6	1.5

Results by activity sections

The sections that registered the greatest annual increases in the first quarter were *Financial and insurance activities* (9.9%), *Real estate activities* (5.0%) and *Professional, scientific and technical activities* (3.9%).

On the other hand, the greatest decreases occurred in *Extractive industries* (-26.2%), *Artistic, recreational and entertainment activities* (-8.3%) and *Information and communications* (-3.2%).

Harmonised Labour Cost Index in the first quarter 2022 by activity sections

General index and index adjusted for seasonal and calendar effects

	General		Adjusted for calendar effects		Adjusted for season and calendar effects	
	Index ²	Rate ¹	Index ²	Rate ¹	Index ²	Rate ¹
TOTAL	103.3	1.2	104.7	2.4	111.3	1.9
B. Mining and quarrying industries	91.5	-26.2	92.7	-25.2	97.3	-20.1
C. Manufacturing industries	98.7	0.5	100.1	1.7	108.3	1.2
D. Electricity, gas, steam and air conditioning supply	132.5	-1.9	133.8	-1.0	116.1	-5.1
E. Water supply, waste management and remediation activities	106.4	1.2	107.7	2.2	112.9	1.7
F. Construction	97.8	1.4	99.0	2.4	106.5	1.3
G. Wholesale and retail trade, repair of motor vehicles and motorcycles	108.8	1.4	110.0	2.4	113.2	2.4
H. Transport and storage	102.1	1.8	103.7	3.1	107.5	3.0
I. Accommodation	105.2	-2.3	105.7	-2.3	106.1	-2.5
J. Information and communications	105.0	-3.2	106.4	-1.8	112.2	-1.6
K. Financial and insurance activities	123.4	9.9	125.5	11.9	116.7	9.5
L. Real estate activities	118.4	5.0	120.0	6.3	121.5	4.3
M. Professional, scientific and technical activities	105.6	3.9	106.7	5.0	112.1	3.0
N. Administrative and support services activities	105.7	-1.7	106.9	-0.7	111.7	0.5
O. Public Administration and defence, compulsory Social Security	98.9	2.0	100.4	3.5	114.5	2.8
P. Education	96.5	3.5	99.9	5.7	110.1	4.7
Q. Health and social services activities	99.3	0.8	99.7	1.1	110.6	1.0
R. Arts, entertainment and recreation	106.5	-8.3	107.7	-7.5	115.0	-6.0
S. Other services	109.9	1.1	111.0	1.8	116.0	1.4

¹ As compared to the same quarter of the previous year

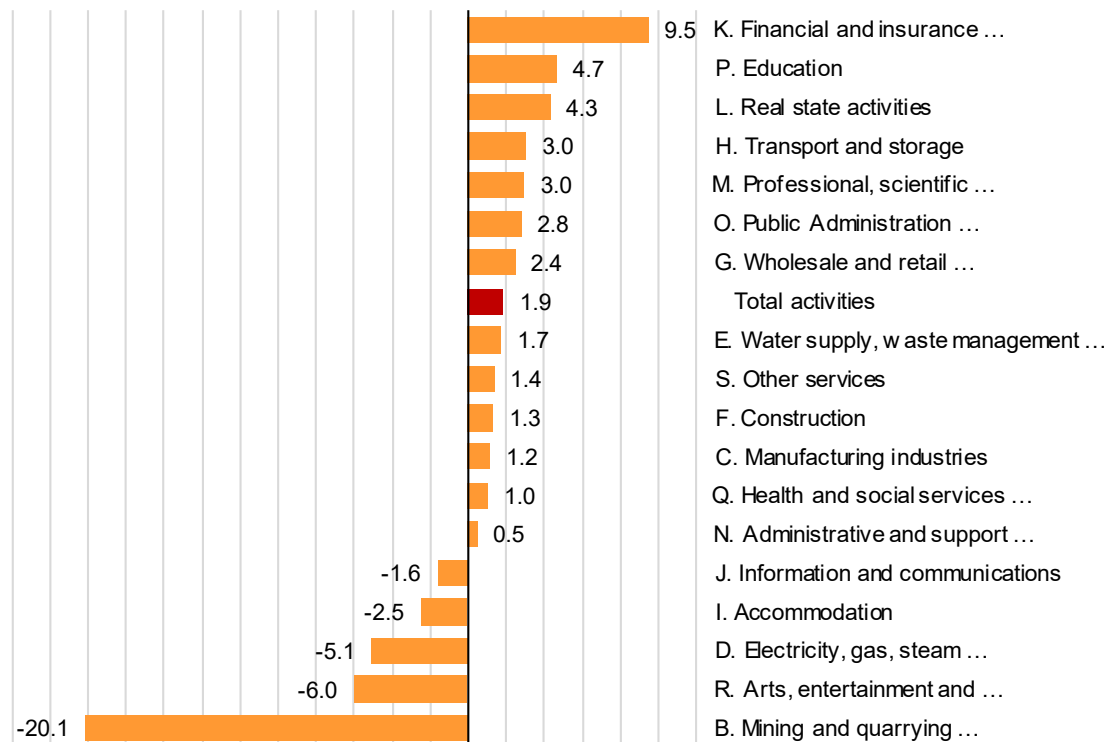
² Base year 2016

After adjusting for seasonal and calendar effects, the activities that presented the highest annual rates were *Financial and insurance activities* (9.5%), *Education* 4.7% and *Real estate activities* (4.3%).

The greatest decreases were recorded in *Mining and quarrying* (-20.1%), *Artistic, recreational and entertainment activities* (-6.0%) and *Electricity, gas, steam and air conditioning supply* (-5.1%).

Index adjusted for seasonal and calendar effects. Activity sections

First quarter 2022. Annual rate. Percentage



Results by activity sections and cost components. Original series

The sections that registered the greatest annual increases in *wage costs* in the first quarter were *Financial and insurance activities* (9.4%), *Real estate activities* (5.4%) and *Professional, scientific and technical activities* (5.2%).

On the other hand, the greatest decreases occurred in *Mining and quarrying* (-31.8%), *Artistic, recreational and entertainment activities* (-8.2%) and *Information and communications* (-2.5%).

With regard to *other costs*, the sections with the highest annual increases were *Financial and insurance activities* (11.8%), *Education* (3.7%) and *Real estate activities* (3.6%).

Those with the lowest rates were *Accommodation and food service activities* (-14.0%), *Artistic, recreational and entertainment activities* (8.8%) and *Information and communications* (-5.3%).

Harmonised Labour Cost Index in the first quarter 2022 by activity sections

Index by cost components

	Wages		Other costs		Labour costs excluding extraordinary and late payments	
	Index ²	Rate ¹	Index ²	Rate ¹	Index ²	Rate ¹
TOTAL	101.6	1.7	108.5	-0.1	105.3	0.5
B. Mining and quarrying industries	91.0	-31.8	92.8	-4.6	97.0	-1.6
C. Manufacturing industries	96.3	1.4	105.5	-1.9	102.6	-0.4
D. Electricity, gas, steam and air conditioning supply	138.8	-1.7	109.4	-2.6	118.6	-5.0
E. Water supply, waste management and remediation activities	104.9	1.4	110.2	0.8	106.8	0.8
F. Construction	96.1	2.3	102.1	-0.5	103.1	0.6
G. Wholesale and retail trade, repair of motor vehicles and motorcycles	107.7	2.1	111.8	-0.4	110.4	0.9
H. Transport and storage	99.6	2.1	108.4	1.1	103.8	0.7
I. Accommodation	105.6	2.9	104.1	-14.0	108.7	-2.0
J. Information and communications	106.3	-2.5	101.0	-5.3	103.6	-3.4
K. Financial and insurance activities	127.7	9.4	109.6	11.8	104.4	1.6
L. Real state activities	120.5	5.4	112.1	3.6	114.6	2.0
M. Professional, scientific and technical activities	105.8	5.2	105.3	-0.2	107.1	1.8
N. Administrative and support services activities	104.9	-1.6	107.7	-2.0	106.4	-1.1
O. Public Administration and defence, compulsory Social Security	94.8	1.6	112.3	3.1	102.8	1.9
P. Education	94.2	3.5	103.3	3.7	102.1	3.7
Q. Health and social services activities	94.6	0.2	115.1	2.4	103.7	0.8
R. Arts, entertainment and recreation	104.0	-8.2	114.7	-8.8	111.4	-8.1
S. Other services	110.0	2.6	109.4	-3.1	111.1	-0.7

¹ As compared to the same quarter of the previous year

² Base year 2016

Revision and updating of data

Coinciding with today's publication, the HLCI provisional data for the fourth quarter of 2021 has been updated. The final index stands at 115.0 points.

The quarterly variation of the original series for that quarter stood at 3.4%, and that of the adjusted index was 0.9%. On the other hand, the annual rate of the original series was 1.3% and that for the index adjusted for seasonal and calendar effects, 0.9%. The results are available at INEBase.

Methodological note

The Harmonised Labour Cost Index (HLCI) is a quarterly continuous statistical operation whose objective is to provide a common and comparable measure of labour cost per hour worked for the whole of the European Union, allowing the monitoring of the evolution of said labour costs.

Indices with base 2016 are provided for total labour costs, wages and salaries and other costs net of subsidies received for the use of labour factor (includes social contributions payable by employers and non-wage payments). The index for total labour cost is also provided excluding extraordinary payments and delayed payments.

Type of operation: Statistics presented mainly in the form of indices.

Base year: 2016.

Population scope: Employees in local units.

Sources of information: The Quarterly Labour Cost Survey which is conducted on the basis of the Social Security contribution accounts. General Scheme: Sections B to S of CNAE-09 and Special Scheme for Seafarers: Sea Transport (Division 50 of CNAE-09). In order to cover all employees of the general government, information from the DARETRI file is used.

Geographical scope: the entire national territory.

Reference period of the results: the calendar quarter.

Calculation method: Chained Laspeyres.

For more information you can access the methodology at:

https://www.ine.es/en/metodologia/t22/t2230211_en.htm

And the standardised methodological report at:

<https://www.ine.es/dynt3/metadatos/en/RespuestaDatos.html?oe=30211>

INE statistics are produced in accordance with the Code of Good Practice for European Statistics, which is the basis for the institution's quality policy and strategy. For more information, see the section on [Quality in the INE and Code of Good Practices](#) on the INE's website.

For further information see **INEbase:** www.ine.es/en/ Twitter: [@es_ine](https://twitter.com/es_ine)

All press releases at: www.ine.es/en/prensa/prensa_en.htm

Press office: Telephone numbers: (+34) 91 583 93 63 /94 08 – gprensa@ine.es

Information Area: Telephone number: (+34) 91 583 91 00 – www.ine.es/infoine/?L=1
