

Harmonised Labour Cost Index (HLCI). Base 2016
Second Quarter 2022. *Provisional data*

The quarterly variation of the cost per hour worked is 0.3%, after adjusting for seasonal and calendar effects

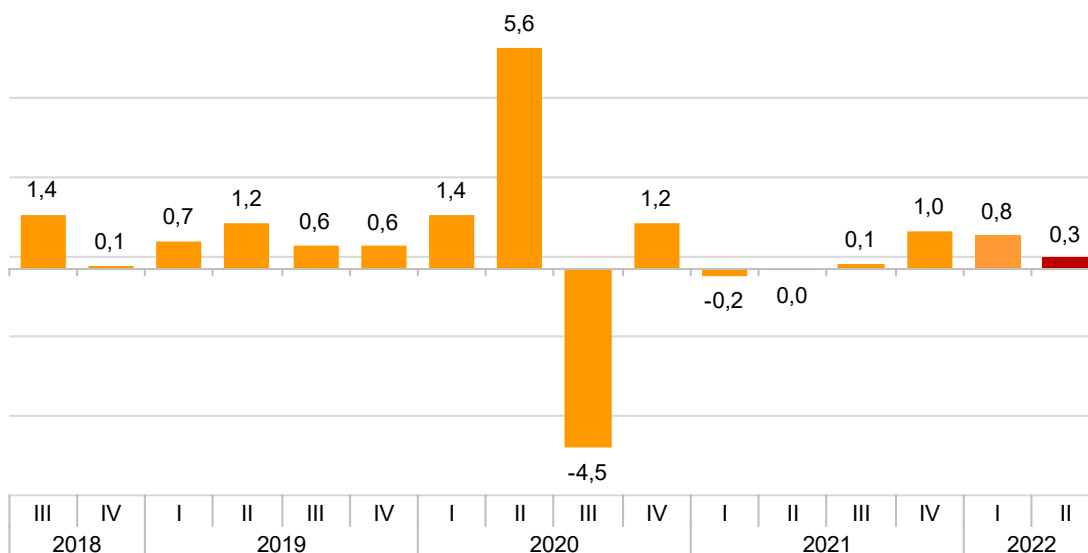
The cost per hour worked increases 2.2% in the annual rate in the series adjusted for calendar and seasonal effects, and 1.6% in the original series

Quarterly variation of the Index

The quarterly variation of the HLCI, which measures the labour cost per hour worked while maintaining the structure by activity branch constant, was 0.3% between the first and second quarters of 2022, after adjusting for seasonal and calendar effects.

Labour Cost Index adjusted for seasonal and calendar effects

Quarterly rate. Percentage



By cost component, in seasonally and calendar adjusted data, wage costs showed a variation of 0.4%, and other costs of -0.1%.

Excluding seasonal and calendar adjustment, the quarterly rate is 6.6%, mainly due to the higher weight of extraordinary payments in the second quarter compared to the previous quarter.

Harmonised Labour Cost Index in the second quarter 2022

Index and quarterly rates by cost components

	General Index		Index adjusted for seasonal and calendar effects	
	Index	Rate	Index	Rate
Total labour cost	110,3	6,6	111,7	0,3
Wages	110,7	8,9	111,2	0,4
Other costs	109,0	0,3	113,1	-0,1
Labour costs excluding extraordinary and late payment:	108,7	3,2	112,0	0,3

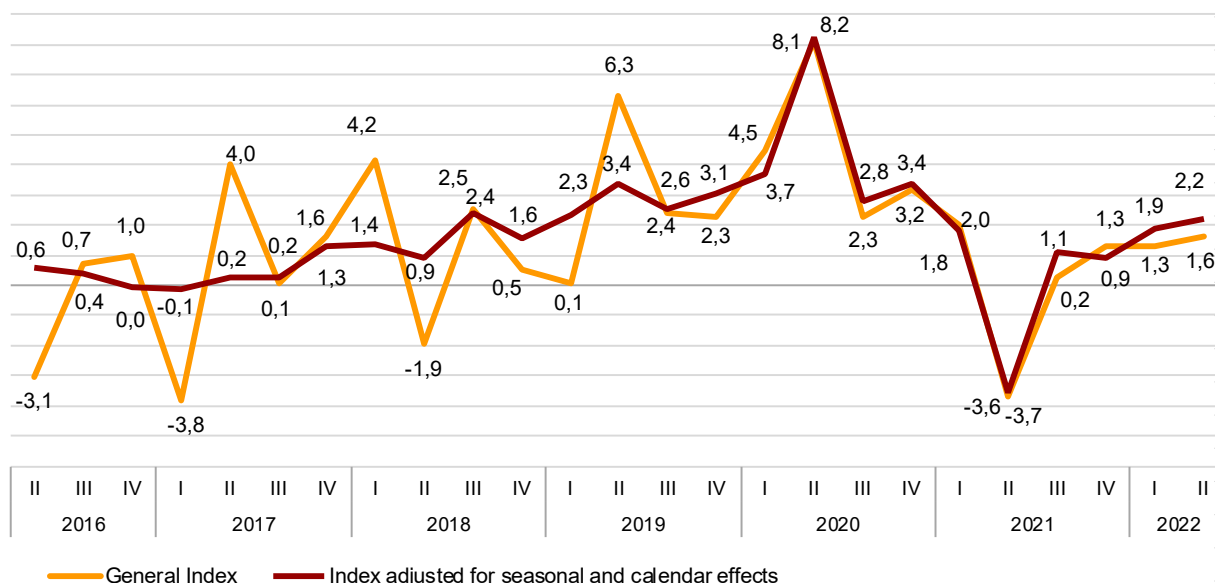
Annual variation of the Index

The cost per hour worked increased by 1.6% in the second quarter of 2022, as compared with the same period of the previous year.

The annual variation of the cost per hour was 2.2%, after adjusting for seasonal and calendar effects.

Variation of the general index and index adjusted for seasonal and calendar effects

Annual rate. Percentage



By cost component, in corrected data, wage costs showed an annual variation of 2.7%, while other costs increased by 0.7%.

Harmonised Labour Cost Index in the second quarter 2022

Index and annual rates by cost components

	General Index		Index adjusted for seasonal and calendar effects	
	Index	Rate	Index	Rate
Total labour cost	110,3	1,6	111,7	2,2
Wages	110,7	2,1	111,2	2,7
Other costs	109,0	0,1	113,1	0,7
Labour costs excluding extraordinary and late payment:	108,7	1,5	112,0	2,1

Results by activity sections

The sections that presented the largest annual increases in the second quarter were *Water supply, sewerage, waste management and remediation activities* (10.5%), *Hotel, restaurants and catering* (9.4%) and *Real estate activities* (7.0%).

For their part, the greatest decreases were registered in *Mining and quarrying* (-5.7%), *Financial and insurance activities* (-5.4%) and *Artistic, recreational and entertainment activities* (-4.0%).

Harmonised Labour Cost Index in the second quarter 2022 by activity sections

General index and index adjusted for seasonal and calendar effects

	General		Adjusted for calendar effects		Adjusted for seasonal and calendar effects	
	Index ²	Rate ¹	Index ²	Rate ¹	Index ²	Rate ¹
TOTAL	110,3	1,6	110,6	2,1	111,7	2,2
B. Mining and quarrying industries	96,1	-5,7	95,9	-5,1	96,9	-6,5
C. Manufacturing industries	106,5	0,9	106,6	1,6	108,9	1,5
D. Electricity, gas, steam and air conditioning supply	122,4	3,6	122,6	4,1	115,0	2,7
E. Water supply, waste management and remediation activities	118,0	10,5	118,0	11,0	116,0	9,1
F. Construction	108,2	1,6	108,1	2,1	107,6	2,2
G. Wholesale and retail trade, repair of motor vehicles and motorcycles	112,6	3,1	112,8	3,7	114,7	3,6
H. Transport and storage	104,1	0,6	104,5	0,9	105,4	0,9
I. Accommodation	107,2	9,4	106,7	8,4	109,5	7,9
J. Information and communications	108,7	0,2	109,2	0,8	113,8	0,8
K. Financial and insurance activities	102,6	-5,4	103,0	-5,1	111,8	-1,9
L. Real state activities	126,3	7,0	126,3	7,1	124,9	7,9
M. Professional, scientific and technical activities	108,3	2,8	108,5	3,1	112,5	3,2
N. Administrative and support services activities	108,8	-0,1	109,1	0,2	111,3	0,0
O. Public Administration and defence, compulsory Social Security	119,2	3,6	119,2	4,2	116,0	4,0
P. Education	106,3	2,6	108,4	3,9	109,4	3,9
Q. Health and social services activities	111,7	-0,4	112,0	0,0	110,2	0,0
R. Arts, entertainment and recreation	114,9	-4,0	115,0	-3,4	114,5	-3,3
S. Other services	114,1	0,6	114,5	1,0	116,3	1,2

¹ As compared to the same quarter of the previous year

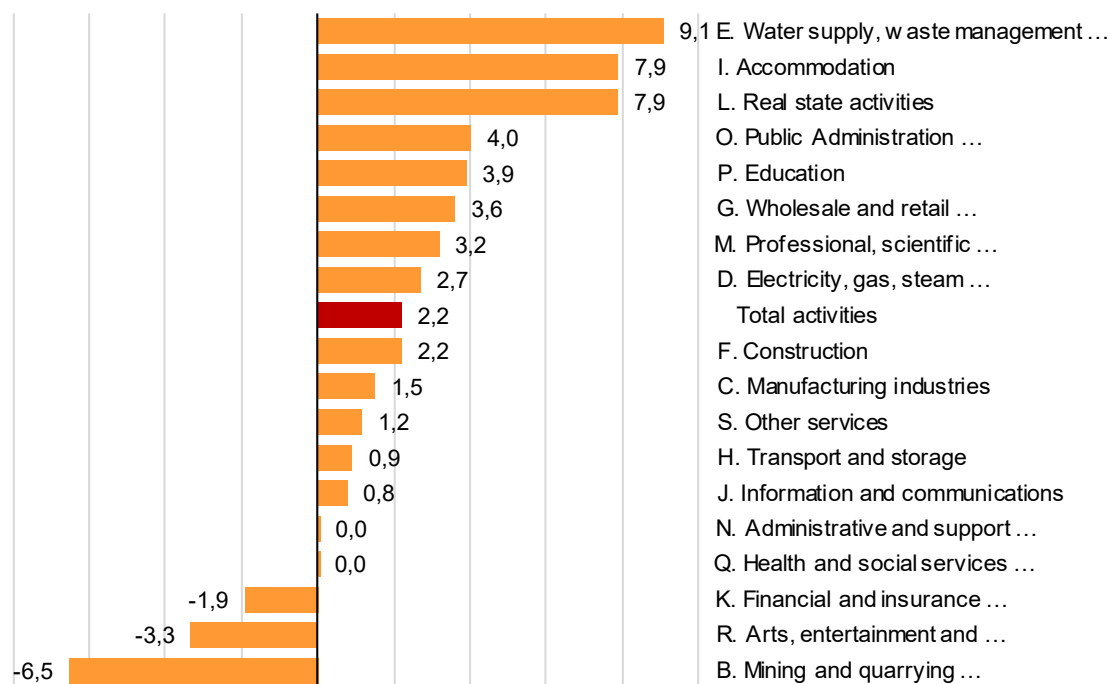
² Base year 2016

If seasonal and calendar effects are eliminated, the activities with the highest annual rates were *Water supply, sanitation activities, waste management and decontamination* (9.1%) and *Hotel, restaurants and catering* and *Real estate activities* (7.9% in both).

On the other hand, the most negative changes were registered in *Mining and quarrying* (-6.5%), *Artistic, recreational and entertainment activities* (-3.3%) and *Financial and insurance activities* (-1.9%).

Index adjusted for seasonal and calendar effects. Activity sections

Second quarter 2022. Annual rate. Porcentaje



Results by activity sections and cost components. Original series

The sections that registered the largest annual increases in *salary cost* the second quarter were *Water supply, sewerage, waste management and remediation activities* (13.3%), *Hotel, restaurants and catering* (8.0%) and *Electricity, gas, steam and air conditioning supply* (5.9%).

For their part, the greatest decreases occurred in *Artistic, recreational and entertainment activities* (-4.8%), *Financial and insurance activities* (-4.0%) and *Human health and social work activities* (-0.7%).

With regard to other costs, the sections with the highest annual increases are *Real estate activities* (20.5%), *Hotel, restaurants and catering* (13.4%) and *Water supply, sewerage, waste management and remediation activities* (3.2%).

And those that presented the greatest decreases were *Extractive industries* (-18.8%), *Financial and insurance activities* (-9.9%) and *Supply of electricity, gas, steam and air conditioning* (-5.2%).

Harmonised Labour Cost Index in the second quarter 2022 by activity sections

Index by cost components

	Wages		Other costs		Labour costs excluding extraordinary and late payments	
	Index ²	Rate ¹	Index ²	Rate ¹	Index ²	Rate ¹
TOTAL	110,7	2,1	109,0	0,1	108,7	1,5
B. Mining and quarrying industries	96,6	0,0	94,6	-18,8	97,7	-6,7
C. Manufacturing industries	106,3	2,0	106,8	-2,0	105,5	0,6
D. Electricity, gas, steam and air conditioning supply	126,6	5,9	107,1	-5,2	105,3	-0,5
E. Water supply, waste management and remediation activities	120,6	13,3	111,4	3,2	109,2	3,1
F. Construction	110,1	2,0	103,6	0,5	105,2	1,0
G. Wholesale and retail trade, repair of motor vehicles and motorcycles	112,8	4,4	112,0	-0,6	112,3	2,0
H. Transport and storage	101,8	1,6	109,7	-1,8	105,9	1,7
I. Accommodation	107,9	8,0	105,2	13,4	109,0	8,5
J. Information and communications	110,9	1,5	102,0	-3,8	107,9	0,0
K. Financial and insurance activities	104,2	-4,0	97,8	-9,9	101,7	-3,7
L. Real state activities	124,0	2,8	133,1	20,5	121,8	6,9
M. Professional, scientific and technical activities	109,5	3,1	104,6	1,7	108,3	2,0
N. Administrative and support services activities	108,8	-0,3	108,7	0,5	108,8	-0,1
O. Public Administration and defence, compulsory Social Security	120,8	3,8	113,9	2,9	118,2	4,0
P. Education	107,4	2,9	103,1	1,8	102,4	3,1
Q. Health and social services activities	110,6	-0,7	115,6	0,8	105,1	-0,2
R. Arts, entertainment and recreation	114,9	-4,8	114,9	-1,3	113,1	-4,1
S. Other services	115,5	2,0	110,2	-3,3	113,0	0,2

¹ As compared to the same quarter of the previous year

² Base year 2016

Revision and updating of data

Coinciding with today's publication, the HLCI provisional data for the first quarter of 2022 has been updated. The final index stands at 103.4 points.

The quarterly variation of the original series for that quarter stood at -10.1%, and that of the adjusted index was 0.8%. On the other hand, the annual rate of the original series was 1.3% and that for the index adjusted for seasonal and calendar effects, 1.9%. The results are available at INEBase.

Methodological note

The Harmonised Labour Cost Index (HLCI) is a quarterly continuous statistical operation whose objective is to provide a common and comparable measure of labour cost per hour worked for the whole of the European Union, allowing the monitoring of the evolution of said labour costs.

Indices with base 2016 are provided for total labour costs, wages and salaries and other costs net of subsidies received for the use of labour factor (includes social contributions payable by employers and non-wage payments). The index for total labour cost is also provided excluding extraordinary payments and delayed payments.

Type of operation: Statistics presented mainly in the form of indices.

Base year: 2016.

Population scope: Employees in local units.

Sources of information: The Quarterly Labour Cost Survey which is conducted on the basis of the Social Security contribution accounts. General Scheme: Sections B to S of CNAE-09 and Special Scheme for Seafarers: Sea Transport (Division 50 of CNAE-09). In order to cover all employees of the general government, information from the DARETRI file is used.

Geographical scope: the entire national territory.

Reference period of the results: the calendar quarter.

Calculation method: Chained Laspeyres.

For more information you can access the methodology at:

https://www.ine.es/en/metodologia/t22/t2230211_en.htm

And the standardised methodological report at:

<https://www.ine.es/dynt3/metadatos/en/RespuestaDatos.html?oe=30211>

INE statistics are produced in accordance with the Code of Good Practice for European Statistics, which is the basis for the institution's quality policy and strategy. For more information, see the section on [Quality in the INE and Code of Good Practices](#) on the INE's website.

For further information see **INEbase:** www.ine.es/en/ Twitter: [@es_ine](https://twitter.com/es_ine)

All press releases at: www.ine.es/en/prensa/prensa_en.htm

Press Office: Telephone numbers: (+34) 91 583 93 63 /94 08 – gprensa@ine.es

Information Area: Telephone number: (+34) 91 583 91 00 – www.ine.es/infoine/?L=1

Harmonised Labour Cost Index (HLCI)

General index and index by activities

Second Quarter 2022

Base year 2016

Total labour cost. Original series

National index

	Index 2 nd quarter(P) ¹		Index 1 st quarter(D) ¹	
	Index	Rate ²	Index	Rate ²
GENERAL INDEX	110,3	1,6	103,4	1,3
B-E. Industry	107,6	1,5	99,9	-0,5
B. Mining and quarrying industries	96,1	-5,7	91,6	-26,1
C. Manufacturing industries	106,5	0,9	98,7	0,5
D. Electricity, gas, steam and air conditioning supply	122,4	3,6	121,9	-9,7
E. Water supply, waste management and remediation activities	118,0	10,5	106,5	1,4
F. Construction	108,2	1,6	97,8	1,4
G-J. Wholesale and retail trade, repair of motor vehicles and motorcycles; Transport and storage; Accommodation; Information and communications	109,6	2,9	106,6	0,5
G. Wholesale and retail trade, repair of motor vehicles and motorcycles	112,6	3,1	109,2	1,8
H. Transport and storage	104,1	0,6	102,3	2,0
I. Accommodation	107,2	9,4	105,2	-2,3
J. Information and communications	108,7	0,2	105,1	-3,1
K-N. Financial and insurance activities; Real state activities; Professional, scientific and technical activities; Administrative and support services activities	107,8	-0,1	110,7	3,5
K. Financial and insurance activities	102,6	-5,4	123,4	9,9
L. Real state activities	126,3	7,0	119,5	5,9
M. Professional, scientific and technical activities	108,3	2,8	105,8	4,0
N. Administrative and support services activities	108,8	-0,1	105,7	-1,6
O-S. Public Administration and defence, compulsory Social Security; Education; Health and social services activities; Arts, entertainment and recreation; Other Services	113,9	1,6	99,6	1,7
O. Public Administration and defence, compulsory Social Security	119,2	3,6	99,1	2,1
P. Education	106,3	2,6	96,8	3,9
Q. Health and social services activities	111,7	-0,4	99,3	0,8
R. Arts, entertainment and recreation	114,9	-4,0	107,0	-7,9
S. Other services	114,1	0,6	109,8	1,0

¹ P: provisional data - D: definitive data

² As compared to the same quarter of the previous year

Harmonised Labour Cost Index (HLCI) General index and index by activities Second Quarter 2022

Base year 2016

Wage cost. Original series

National index

	Index 2 nd quarter(P) ¹		Index 1 st quarter(D) ¹	
	Index	Rate ²	Index	Rate ²
GENERAL INDEX	110,7	2,1	101,6	1,8
B-E. Industry	107,8	2,8	97,9	0,0
B. Mining and quarrying industries	96,6	0,0	91,2	-31,7
C. Manufacturing industries	106,3	2,0	96,4	1,5
D. Electricity, gas, steam and air conditioning supply	126,6	5,9	125,5	-11,2
E. Water supply, waste management and remediation activities	120,6	13,3	105,0	1,5
F. Construction	110,1	2,0	96,0	2,2
G-J. Wholesale and retail trade, repair of motor vehicles and motorcycles; Transport and storage; Accommodation; Information and communications	109,6	3,8	105,8	1,7
G. Wholesale and retail trade, repair of motor vehicles and motorcycles	112,8	4,4	108,2	2,6
H. Transport and storage	101,8	1,6	99,8	2,3
I. Accommodation	107,9	8,0	105,6	2,9
J. Information and communications	110,9	1,5	106,4	-2,4
K-N. Financial and insurance activities; Real state activities; Professional, scientific and technical activities; Administrative and support services activities	108,6	0,1	111,7	4,0
K. Financial and insurance activities	104,2	-4,0	127,7	9,4
L. Real state activities	124,0	2,8	121,9	6,7
M. Professional, scientific and technical activities	109,5	3,1	105,9	5,3
N. Administrative and support services activities	108,8	-0,3	104,8	-1,6
O-S. Public Administration and defence, compulsory Social Security; Education; Health and social services activities; Arts, entertainment and recreation; Other Services	114,3	1,6	95,8	1,4
O. Public Administration and defence, compulsory Social Security	120,8	3,8	94,9	1,6
P. Education	107,4	2,9	94,5	3,8
Q. Health and social services activities	110,6	-0,7	94,7	0,3
R. Arts, entertainment and recreation	114,9	-4,8	104,6	-7,7
S. Other services	115,5	2,0	110,0	2,6

¹ P: provisional data - D: definitive data

² As compared to the same quarter of the previous year

Harmonised Labour Cost Index (HLCI)

General index and index by activities

Second Quarter 2022

Base year 2016

Other costs. Original series

National index

	Index 2 nd quarter(P) ¹		Index 1 st quarter(D) ¹	
	Index	Rate ²	Index	Rate ²
GENERAL INDEX	109,0	0,1	108,6	0,0
B-E. Industry	106,9	-2,0	105,6	-1,9
B. Mining and quarrying industries	94,6	-18,8	92,9	-4,5
C. Manufacturing industries	106,8	-2,0	105,3	-2,0
D. Electricity, gas, steam and air conditioning supply	107,1	-5,2	109,1	-2,9
E. Water supply, waste management and remediation activities	111,4	3,2	110,5	1,1
F. Construction	103,6	0,5	102,1	-0,5
G-J. Wholesale and retail trade, repair of motor vehicles and motorcycles; Transport and storage; Accommodation; Information and communications	109,6	0,2	109,0	-2,6
G. Wholesale and retail trade, repair of motor vehicles and motorcycles	112,0	-0,6	112,0	-0,2
H. Transport and storage	109,7	-1,8	108,5	1,3
I. Accommodation	105,2	13,4	104,1	-14,0
J. Information and communications	102,0	-3,8	101,2	-5,2
K-N. Financial and insurance activities; Real state activities; Professional, scientific and technical activities; Administrative and support services activities	105,6	-0,9	107,7	2,2
K. Financial and insurance activities	97,8	-9,9	109,4	11,7
L. Real state activities	133,1	20,5	112,1	3,6
M. Professional, scientific and technical activities	104,6	1,7	105,5	0,0
N. Administrative and support services activities	108,7	0,5	108,2	-1,6
O-S. Public Administration and defence, compulsory Social Security; Education; Health and social services activities; Arts, entertainment and recreation; Other Services	112,4	1,6	111,8	2,5
O. Public Administration and defence, compulsory Social Security	113,9	2,9	112,6	3,4
P. Education	103,1	1,8	103,6	4,1
Q. Health and social services activities	115,6	0,8	114,9	2,2
R. Arts, entertainment and recreation	114,9	-1,3	114,9	-8,6
S. Other services	110,2	-3,3	109,1	-3,4

¹ P: provisional data - D: definitive data

² As compared to the same quarter of the previous year

Harmonised Labour Cost Index (HLCI)

General index and index by activities

Second Quarter 2022

Base year 2016

Labour cost excluding extraordinary and late payments

Original series

National index

	Index 2 nd quarter(P) ¹		Index 1 st quarter(D) ¹	
	Index	Rate ²	Index	Rate ²
GENERAL INDEX	108,7	1,5	105,3	0,6
B-E. Industry	105,6	0,6	103,2	-0,7
B. Mining and quarrying industries	97,7	-6,7	97,0	-1,6
C. Manufacturing industries	105,5	0,6	102,6	-0,4
D. Electricity, gas, steam and air conditioning supply	105,3	-0,5	113,4	-9,2
E. Water supply, waste management and remediation activities	109,2	3,1	106,7	0,7
F. Construction	105,2	1,0	103,0	0,5
G-J. Wholesale and retail trade, repair of motor vehicles and motorcycles; Transport and storage; Accommodation; Information and communications	109,8	2,4	107,8	-0,1
G. Wholesale and retail trade, repair of motor vehicles and motorcycles	112,3	2,0	110,5	1,1
H. Transport and storage	105,9	1,7	104,0	0,8
I. Accommodation	109,0	8,5	108,6	-2,1
J. Information and communications	107,9	0,0	103,7	-3,3
K-N. Financial and insurance activities; Real state activities; Professional, scientific and technical activities; Administrative and support services activities	107,4	0,1	106,5	0,7
K. Financial and insurance activities	101,7	-3,7	104,4	1,6
L. Real state activities	121,8	6,9	114,4	1,8
M. Professional, scientific and technical activities	108,3	2,0	107,1	1,8
N. Administrative and support services activities	108,8	-0,1	106,5	-1,1
O-S. Public Administration and defence, compulsory Social Security; Education; Health and social services activities; Arts, entertainment and recreation; Other Services	110,5	1,9	104,0	1,7
O. Public Administration and defence, compulsory Social Security	118,2	4,0	102,9	2,1
P. Education	102,4	3,1	102,4	4,0
Q. Health and social services activities	105,1	-0,2	103,6	0,8
R. Arts, entertainment and recreation	113,1	-4,1	111,9	-7,7
S. Other services	113,0	0,2	111,0	-0,8

¹ P: provisional data - D: definitive data

² As compared to the same quarter of the previous year