

28 March 2023

Business Turnover Index (BTI). Base 2015

January 2023. Provisional data

The monthly variation of the Business Turnover¹ stands at -1.2% , after seasonal and calendar adjustment

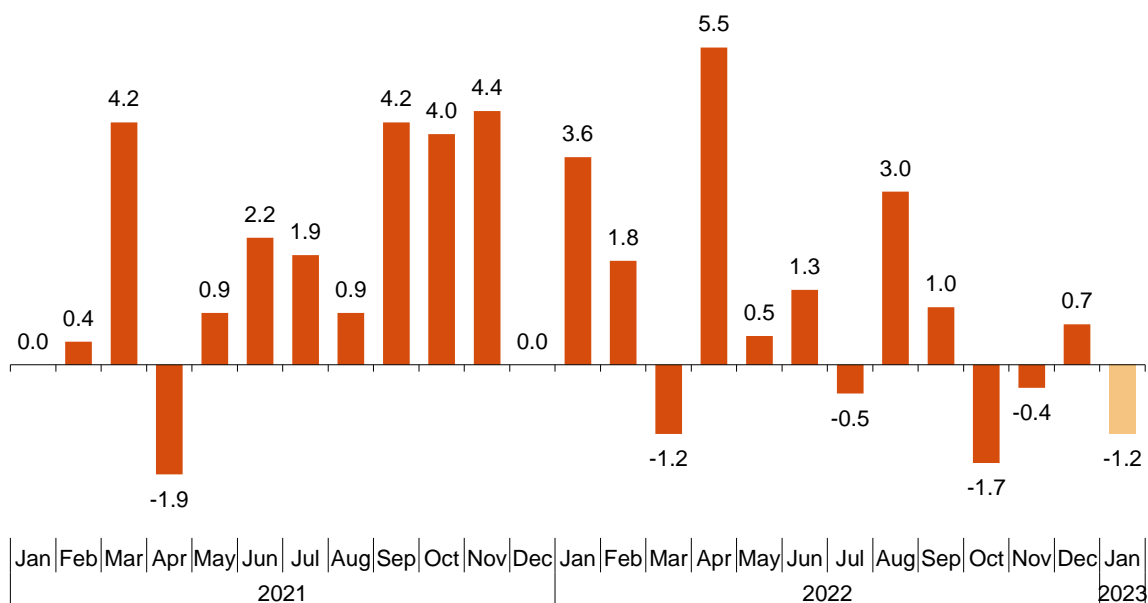
The annual rate stands at 9.1% in the seasonal and calendar adjusted series and at 9.9% in the original series

Monthly trend of Business Turnover

The monthly variation of the seasonally and calendar adjusted Business Turnover Index between the months of January and December of 2023 stood at -1.2% . This rate was almost two points lower than the previous month.

Business Turnover Index, Total. Seasonally and calendar adjusted

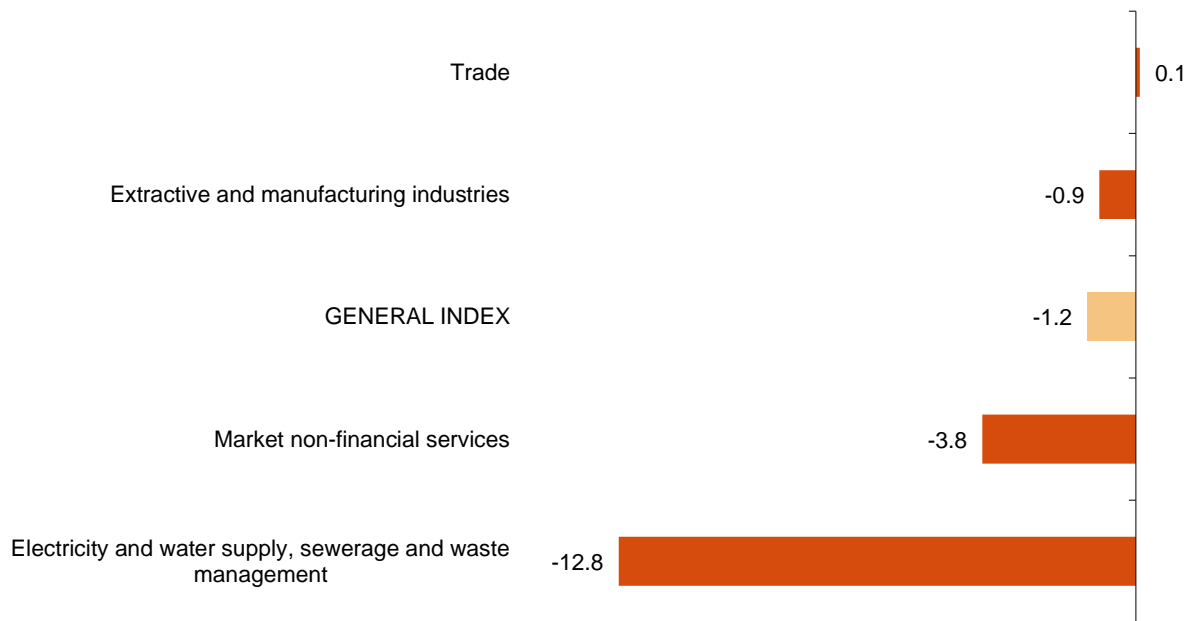
Monthly rate. Percentage



¹ As reflected in the methodology of this value index, the information is presented in current terms (nominal terms), this is, without adjusting the price variation effects.

Of the four analyzed sectors, *Trade* showed the only increase (0.1%). On the other hand, *Electricity and water supply, sewerage and waste management* showed the highest decrease (-12.8%).

Business Turnover Indices, Total and by sectors. Seasonally and calendar adjusted. January 2023. Monthly rate. Percentage

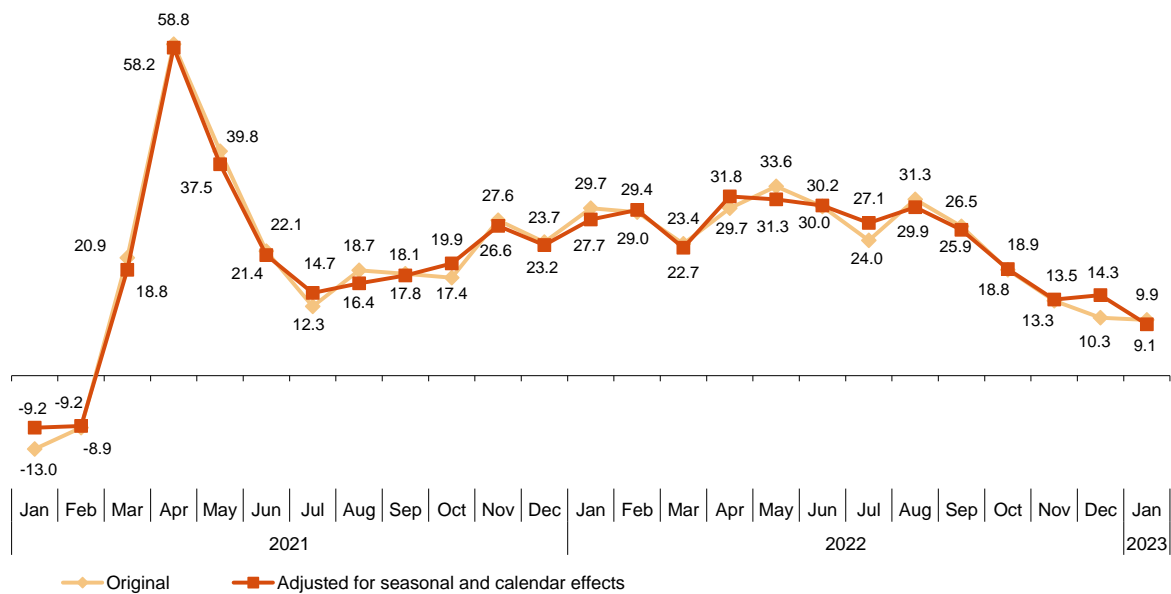


Annual trend of the Business Turnover

The Total Business Turnover Index, once adjusted for seasonal and calendar effects, showed a variation of 9.1% in January, as compared with the same month of the previous year. This rate was 5.2 points lower than the one registered in December.

The BTI original series registered an annual variation of 9.9%. This rate was four tenths lower than the one in December.

Business Turnover Index, Total. Seasonally and calendar adjusted. January 2023. Annual rates. Percentage



The seasonally and calendar adjusted indices showed positive annual rates in three of the four analysed sectors.

Business Turnover Index, Total and by sectors January 2023. Annual rates

	Unadjusted index Annual rate (%)	Seasonally and calendar adjusted Annual rate (%)
TOTAL INDEX	9.9	9.1
Extractive and manufacturing industries	12.8	10.5
Electricity and water supply, sewerage and waste management	-11.2	-11.9
Trade	12.5	11.1
Market non-financial services	14.0	14.2

Revisions and data update

On the press release day, INE has updated BTI data series corresponding to the last 13 months. In the case of calendar adjusted and seasonally and calendar adjusted series, according to INE standard, the series are revised since its beginning. The results are available at INEBase.

Methodological note

The Business Turnover Index (BTI) is a short-term synthesis statistical operation aiming at obtaining an indicator to measure the short-term evolution of turnover, as a whole, for non-financial economic sectors: *Extractive and manufacturing industries, Electrical energy and water, Trade and Non-financial services*.

Survey Type: ongoing monthly.

Base year: 2015.

Population scope: the business turnover Index provides a comprehensive and weighted measure of the business turnover for the economic sectors *Extractive and manufacturing industries, the Supplying of electricity and water, Treatment and management of waste, Trade and Non-financial market Services*.

Geographical scope: the whole country.

Results reference period: calendar month.

Information sources: it is compiled using information from three statistical operations carried out by INE: Industry turnover indices (ITI), service sector activity indicators (SSAI) and retail trade indices (RTI). In addition, existing information from administrative registers is utilized: sales declared by large companies in their VAT returns in the sector not covered by the surveys previously mentioned.

Further information is available in the methodology:

http://www.ine.es/dyngs/INEbase/en/operacion.htm?c=Estadistica_C&cid=1254736176958&menu=metodologia&idp=1254735576715

And in the standardized methodological report:

<http://www.ine.es/dynt3/metadatos/en/RespuestaDatos.html?oe=30083>

INE's statistics are produced according to the European Statistics Code of Practice, that underlies the policy and strategy of the institution quality. For further information, take a look at the section [Quality at INE and Code of Practice](#) at INE Website.

For further information see **INEbase:** www.ine.es/en/ Twitter: [@es_ine](https://twitter.com/es_ine)

All press releases at: www.ine.es/en/prensa/prensa_en.htm

Press office: Telephone numbers: (+34) 91 583 93 63 /94 08 – gprensa@ine.es

Information Area: Telephone number: (+34) 91 583 91 00 – www.ine.es/infoine/?L=1

Business Turnover Indices. Base 2015 January 2023

Provisional data

1. Business Turnover Indices, Total and by sectors Seasonally and calendar adjusted

	Index	Rate (%)		
		Monthly	Annual	Year-to-date average
TOTAL INDEX	151.9	-1.2	9.1	9.1
Extractive and manufacturing industries	144.7	-0.9	10.5	10.5
Electricity and water supply, sewerage and waste management	196.1	-12.8	-11.9	-11.9
Trade	154.3	0.1	11.1	11.1
Market non-financial services	136.3	-3.8	14.2	14.2

2. Business Turnover Indices, Total and by sectors Calendar adjusted

	Index	Rate (%)	
		Annual	Year-to-date average
TOTAL INDEX	138.9	8.4	8.4
Extractive and manufacturing industries	131.4	10.3	10.3
Electricity and water supply, sewerage and waste management	202.5	-11.7	-11.7
Trade	142.4	11.1	11.1
Market non-financial services	122.2	13.4	13.4

3. Business Turnover Indices, Total and by sectors Unadjusted

	Index	Rate (%)		Effect Annual
		Annual	Year-to-date average	
TOTAL INDEX	139.0	9.9	9.9	
Extractive and manufacturing industries	131.6	12.8	12.8	3.397
Electricity and water supply, sewerage and waste management	202.5	-11.2	-11.2	-1.389
Trade	142.6	12.5	12.5	5.223
Market non-financial services	122.3	14.0	14.0	2.666