



Added value of the MANUFACTURING SECTOR




3,110

\$ constant 2015 per capita

11.08% of GDP in 2023

C02 Emissions from resident units per GDP

0.26
kg C02 equivalent/€ 2015



0.21
kg C02 equivalent/€ 2022


R&D expenditure



1.22% of GDP 2015


1.44% of GDP 2022

RESEARCHERS (FTE) per million inhabitants



2,626
2015

3,407
2022



Value added by MEDIUM AND HIGH TECH INDUSTRY as a percentage of total industry

37.13%
2015

34.79%
2021