

15 September 2021

Conviction Statistics: Adults / Conviction Statistics: Minors (CSA / CSM)
Year 2020

In 2020, there were 221,437 adults convicted by final judgment, 22.8% less than the previous year, while there were 11,238 minors, 20.4% less

The most frequent offences were related to road safety (22.7% of the total), theft (17.1%) and injuries (15.3%).

The number of adults convicted of sexual offenses declined by 12.3%, while that of minors decreased by 6.3%

Adults convicted by final judgement registered in the Central Register of Convicted Persons¹

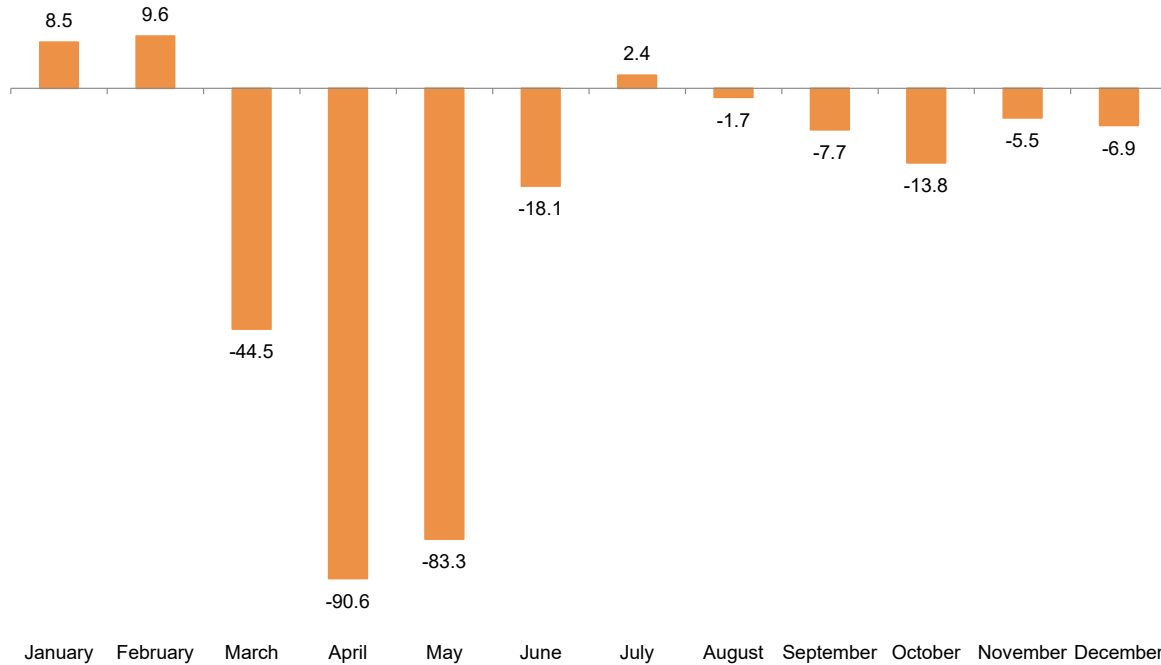
In 2020, 221,437 convicted adults (18 years of age and over) were entered in the registry according to the final judgements handed down and communicated to the Central Registry of Prisoners, representing 22.8% less than the previous year.

We should note that the greatest decreases in the number of adult convicted persons were registered in the months in which mobility was restricted by the pandemic.

¹ The Central Register of Convicted Persons contains information on final convictions handed down by criminal courts and tribunals.

Adults convicted per month. Year 2020

Annual variation rates (%)



In 2020, 80.5% of convicted persons were men and 19.5% were women. The number of men registered decreased by 21.7% and that of women by 27.1%.

Convicted adults, by sex. Year 2020

Absolute values and variation rates (%)

	Adults convicted	Annual variation (%)
TOTAL	221,437	-22.8
Men	178,256	-21.7
Women	43,181	-27.1

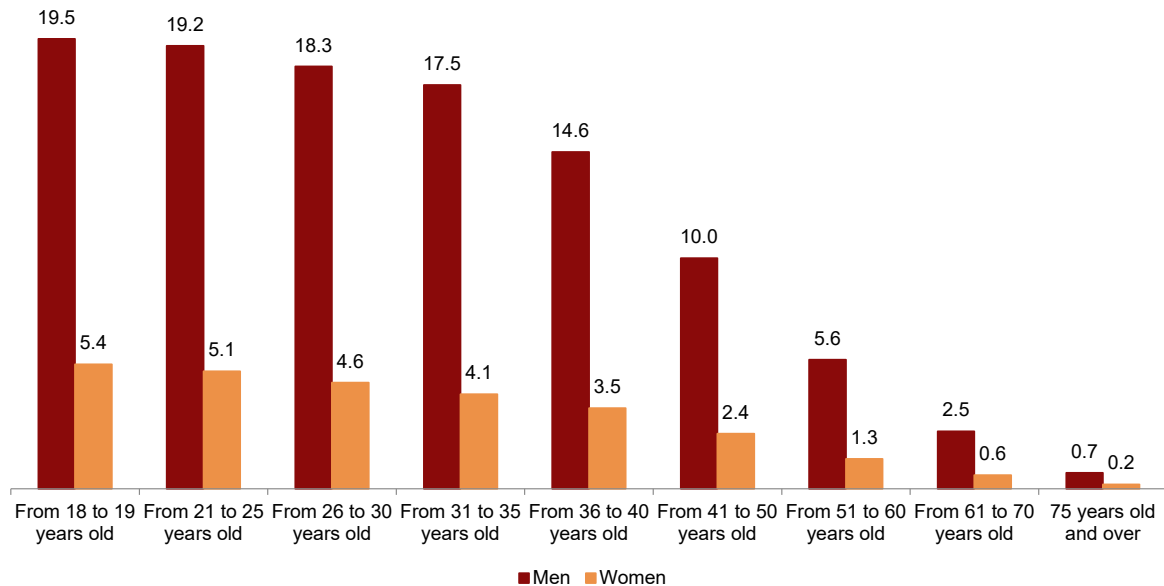
The rate of convicted persons per 1,000 inhabitants aged 18 and over was 5.7. For men it was 9.4 and for women 2.1.

The average age of convicted persons was 37.7 years (37.7 years for men and 37.5 for women).

Analysing the rates per 1,000 inhabitants of convicted persons by sex and age, the most frequent group 18 to 20 years of age, in the case of both men and women (with rates of 19.5 and 5.4, respectively).

Convicted persons by sex and age group. Year 2020

Rates per 1,000 inhabitants aged 18 years old and over



Most of the people convicted in 2020 had Spanish nationality (74.9% as compared with 75.0% the previous year). Nevertheless, considering the rate of convicted persons per 1,000 inhabitants aged 18 years and over, the rate of foreign convicted persons (12.6) was nearly 2.6 times higher than those of Spanish nationality (4.8).

Among foreign nationals, countries from the Americas represented the highest percentage of convicted persons (33.2% of the total).

Out of the total convicted persons, 76.3% were convicted for a single crime and 23.7% for more than one.

Sentences imposed

In 2020, 592,957 final sentences were imposed and entered in the Register, 22.9% less than in 2019. 48.1% of the punishments, both principal and accessory, were *punishments restricting other rights*. 32.6% were *fines* and 19.1% were *custodial penalties*.

Among *punishments restricting other rights*, the most frequent was *special disqualification for employment* (15.1% of the total). Among custodial sentences, *imprisonment* was the most common (18.4%).

By sex of the offender, *punishments restricting other rights* represented 50.7% of the total for men and 33.1% for women. 19.5% of the total sentences imposed on men were *custodial sentences* (18.8% were *imprisonment*). On women, 17.2% were *custodial sentences* (16.5% were *imprisonment*).

By nationality of the offender, *custodial sentences* were more frequent among foreign convicts (20.3% of the total, as compared with 18.8% of Spaniards). In particular, *imprisonment* accounted for 19.8% of the total for foreigners and 18.0% for Spaniards.

109,344 *imprisonment sentences* were imposed, 23.3% less than in 2019. 91.8% with a duration of zero to two years, 6.7% with a duration between two and five years and 1.5% with a duration of more than five years.

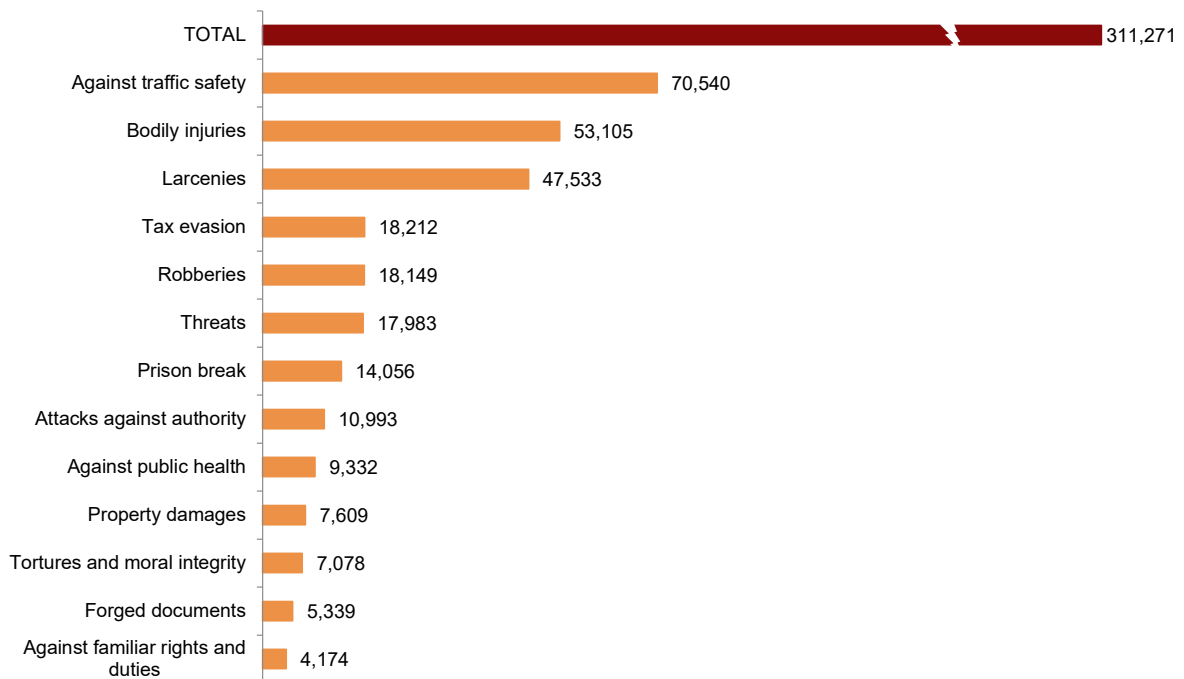
34.8% of *imprisonment sentences* were for *crimes relating to property and the socio-economic order*, 17.1% for *crimes relating to collective security* and 11.5% for *crimes involving injuries*.

Registered crimes and their typology

In 2020, 311,271 crimes were registered, 24.6% less than the previous year. According to their typology, those with the greatest incidence were *crimes against road safety* (22.7% of the total), crimes relating to *injuries* (17.1%) and *theft* (15.3%).

Crimes committed, by type. Year 2020

Absolute Values



The average number of crimes per convicted person was 1.4. By sex, the average number of crimes was higher for men (1.4) than for women (1.3).

Of the total number of crimes committed, 89.6% were in the degree of consummation and 10.0% in the degree of attempt.

Convicted persons and offences by place of conviction

Andalucía was the autonomous community where the most convicted persons were registered (19.2% of the total). This was followed by Cataluña (15.9%) and Comunitat Valenciana (12.9%).

Cataluña was the Autonomous Community with more foreign convicted persons (25.6% of the total), followed by Comunidad de Madrid (16.3%) and Comunitat Valenciana (13.2%).

The autonomous cities of Ceuta and Melilla registered the highest rates of registered convicts per 1,000 inhabitants (16.0 and 14.6, respectively). In contrast, Castilla y León (4.2) and Castilla-La Mancha (4.5), had the lowest rates.

Convicted adults by autonomous communities and cities (place of conviction) and nationality. Year 2020

Absolute values and rates per 1,000 women aged 18 years old and over

	Total	Spanish	Foreign	Rates
Ceuta	1,025	614	411	16.0
Melilla	890	387	503	14.6
Comunitat Valenciana	28,591	21,242	7,349	6.9
Canarias	12,307	10,059	2,248	6.5
Balears, Illes	6,471	4,350	2,121	6.5
Murcia, Región de	7,661	5,544	2,117	6.4
Andalucía	42,464	35,859	6,605	6.2
Cantabria	2,962	2,496	466	6.0
TOTAL	221,437	165,928	55,509	5.7
Cataluña	35,190	20,963	14,227	5.6
Rioja, La	1,446	1,064	382	5.5
Asturias, Principado de	4,765	4,318	447	5.4
País Vasco	9,451	6,614	2,837	5.2
Madrid, Comunidad de	28,398	19,365	9,033	5.1
Navarra, Comunidad Foral de	2,689	1,949	740	5.0
Extremadura	4,419	4,004	415	5.0
Aragón	5,521	3,854	1,667	5.0
Galicia	11,037	9,931	1,106	4.8
Castilla-La Mancha	7,476	5,983	1,493	4.5
Castilla y León	8,674	7,332	1,342	4.2

**Crimes committed by autonomous communities and cities
(place of conviction) and sex. Year 2020**

Absolute Values

	Offences	Men	Women
TOTAL	311,271	254,942	56,329
Andalucía	58,900	48,740	10,160
Cataluña	51,968	42,698	9,270
Comunitat Valenciana	40,621	33,141	7,480
Madrid, Comunidad de	38,856	30,026	8,830
Canarias	16,689	14,070	2,619
Galicia	15,575	12,886	2,689
País Vasco	14,290	11,762	2,528
Castilla y León	12,456	10,112	2,344
Murcia, Región de	10,411	8,959	1,452
Castilla-La Mancha	9,963	8,321	1,642
Balears, Illes	8,875	7,289	1,586
Aragón	7,672	6,346	1,326
Asturias, Principado de	6,570	5,250	1,320
Extremadura	6,115	5,061	1,054
Cantabria	4,129	3,385	744
Navarra, Comunidad Foral de	3,686	3,114	572
Rioja, La	1,911	1,579	332
Ceuta	1,400	1,169	231
Melilla	1,184	1,034	150

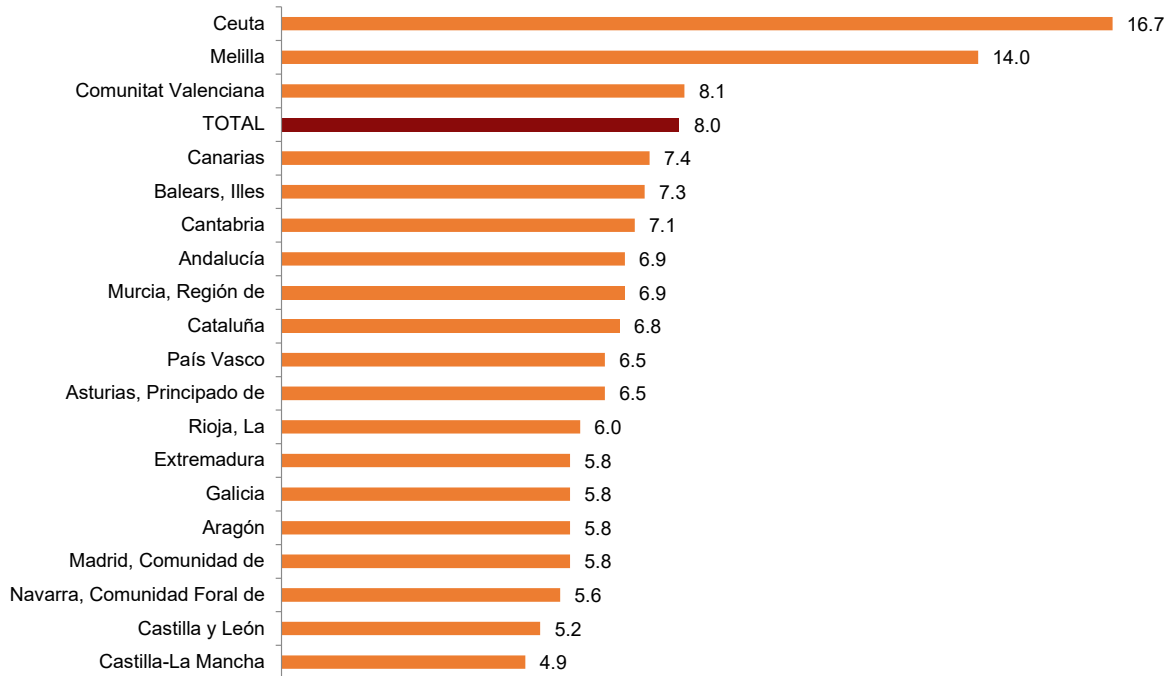
In Spain as a whole, the crime rate per 1,000 inhabitants (according to the place of conviction) was 8.0 in 2020.

The autonomous cities of Ceuta (16.7) and Melilla (14.0), and Comunitat Valenciana (8.1) registered the highest rates per 1,000 inhabitants.

In turn, Castilla-La Mancha (4.9), Castilla y León (5.2), and Comunidad Foral de Navarra (8.5) recorded the lowest figures.

**Crimes committed by autonomous communities and cities (place of conviction).
Year 2020**

Rates per 1,000 inhabitants aged 18 years old and over



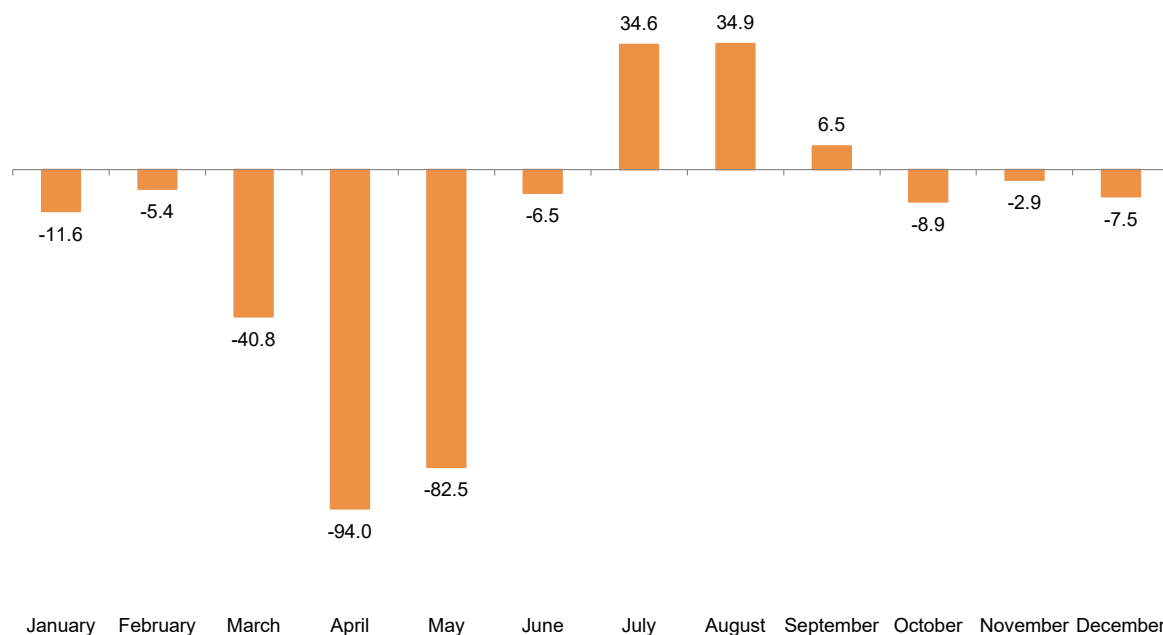
Minors convicted by final judgement registered in the Central Register for Criminal Responsibility of Minors²

In 2020, a total of 11,238 convicted minors (aged 14 to 17 years old) were registered according to final judgements communicated to the registry, indicating an decrease of 20.4%, as compared with the previous year.

We should note that the greatest decreases in the number of convicted persons who were minors were registered in the months in which mobility was restricted by the pandemic.

Minors convicted per month. Year 2020

Annual variation rates (%)



80.8% of convicted minors were men and 19.2% were women.

Convicted minors, by sex. Year 2020

Absolute values and variation rates (%)

	Minors convicted	Annual variation (%)
TOTAL	11,238	-20.4
Men	9,082	-18.6
Women	2,156	-27.0

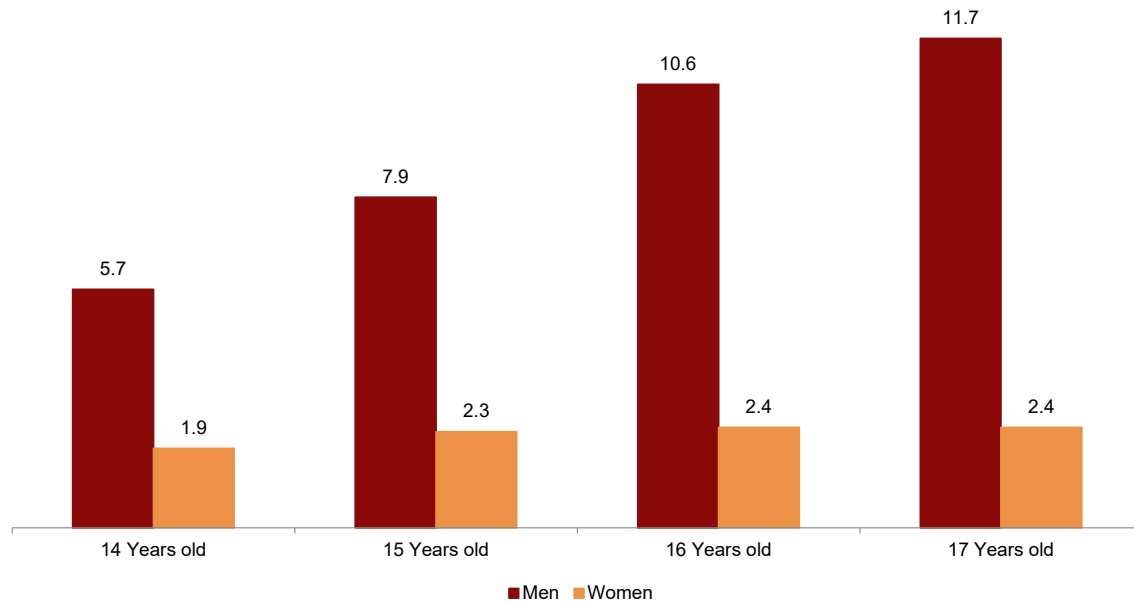
The rate for convicted minors aged 14 to 17 years old per 1,000 inhabitants in the same age bracket was 5.7.

By age, the 17-year-old group was the most numerous (30.7% of total convicted persons), followed by the 16-year-old group (28.9%).

² The Central Register for Criminal Responsibility of Minors contains information regarding final convictions imposed on minors by the Juvenile Courts.

Convicted minors, by sex and age. Year 2020

Rates per 1,000 inhabitants 14 to 17 years old



Analysing the rates by sex and age of convicted minors, the highest were 17 years for men (11.7) and 16 and 17 for women (2.4 in both).

The majority of convicted minors had Spanish nationality (79.3%). Nevertheless, the rate of convicted minors per 1,000 inhabitants aged 14 to 17 was almost three times higher for foreign minors (12.8) than for Spanish minors (5.0).

In terms of the number of offences committed, three out of every five convicted minors carried out just one criminal offence and two in three five out more than one.

Measures Taken

Judges adopted 18,364 measures in 2020, for a decrease of 20.9% over the previous year. The most frequent were *probation* (45.4% of the total), *socio-educational tasks* (13.8%) and *internment in semi-open regime* (10.5%).

According to the nationality of the offender, semi-open internment and probation measures fell more frequently on foreign minors (13.7% and 48.2% of the total, respectively) than on Spanish minors (9.5% and 44.6%).

In turn, foreign minors incurred less frequently in measures of *performing socio-educational tasks* and *community services* (10.3% and 7.5% of the total, respectively, as compared to 14.9% and 9.4% for Spaniards).

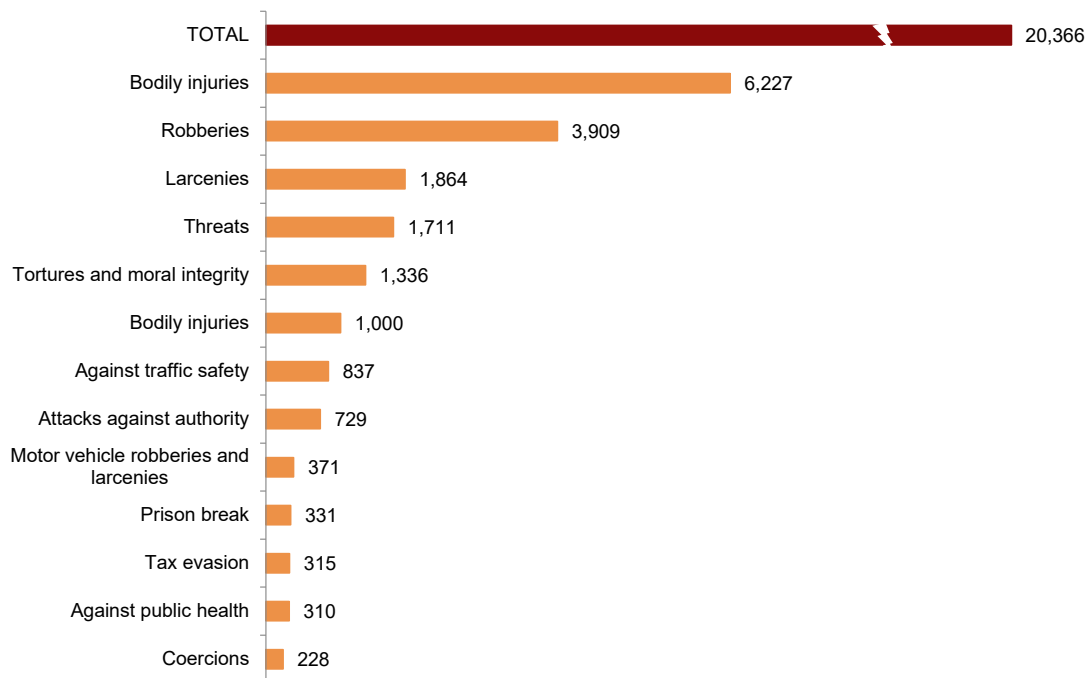
Criminal offences and their typology

In 2020, a total of 20,366 criminal offences committed by minors were registered, 21.8% less than the previous year. All of them were crimes.

By type of crime, the highest incidence were *injuries* (30.6% of the total), *robberies* (19.2%) and *thefts* (9.2%).

Criminal offenses committed, by type. Year 2020

Absolute Values



By sex, male minors committed 82.6% of criminal offences and females committed 17.4%.

By age, it can be observed that the number of offences committed increases with age. Therefore, those carried out at the age of 17 (31.9% of the total) accounted for twice those carried out at the age of 14 (15.8%).

76.6% of the offences were committed by Spanish minors and 23.4% by foreign minors, figures similar to those of the previous year.

Convicted minors and criminal offences by place of sentence

Andalusia was the community with the most convicted minors recorded in the Registry, with 21.1% of the total. It was followed by Comunitat Valenciana (14.7%) and Cataluña (11.1%).

This order was different in the case of minors of Spanish and foreign nationality. In the case of Spaniards, Andalusia was the community with the highest number of convicted minors (23.3% of the total), followed by Comunitat Valenciana (15.1%) and Comunidad de Madrid (9.9%). However, Cataluña was the Autonomous Community with the most convicted persons who were minors (22.5% of the total), followed by Comunidad de Madrid (13.1%) and Andalusia (13.0%).

The autonomous city of Ceuta (with 37.4 and 15.6, respectively) and Canarias (with 8.1), registered the highest rates of minors aged 14-17 years convicted per 1,000 inhabitants in the same age group.

On the other hand, Catalonia (3.8), Comunidad de Madrid (4.2) and País Vasco (4.3) presented the lowest values.

Convicted minors by autonomous communities and cities (place of conviction) and nationality. Year 2020

Absolute values and rates per 1,000 inhabitants aged 14 to 17 years

	Total	Española	Extranjera	Tasas
Ceuta	132	63	69	28.5
Balears, Illes	485	391	94	10.0
Canarias	750	630	120	8.1
Castilla y León	640	545	95	7.7
Comunitat Valenciana	1,631	1,345	286	7.6
Murcia, Región de	494	414	80	6.9
Cantabria	147	131	16	6.5
Andalucía	2,382	2,080	302	6.2
Rioja, La	77	66	11	5.9
Asturias, Principado de	186	159	27	5.8
TOTAL	11,238	8,911	2,327	5.7
Aragón	274	173	101	5.2
Extremadura	214	199	15	5.1
Castilla-La Mancha	434	353	81	5.0
Galicia	440	385	55	4.8
Navarra, Comunidad Foral de	127	85	42	4.5
Melilla	21	9	12	4.5
País Vasco	369	277	92	4.3
Madrid, Comunidad de	1,183	878	305	4.2
Cataluña	1,252	728	524	3.8

Criminal offenses committed by autonomous communities and cities (place of conviction). Year 2020

Absolute Values

	Criminal infringements
TOTAL	20,366
Andalucía	4,281
Comunitat Valenciana	3,089
Cataluña	2,310
Madrid, Comunidad de	1,894
Canarias	1,524
Castilla y León	1,105
Balears, Illes	874
País Vasco	758
Galicia	749
Castilla-La Mancha	705
Murcia, Región de	657
Aragón	639
Extremadura	435
Asturias, Principado de	408
Navarra, Comunidad Foral de	265
Cantabria	247
Ceuta	244
Rioja, La	152
Melilla	30

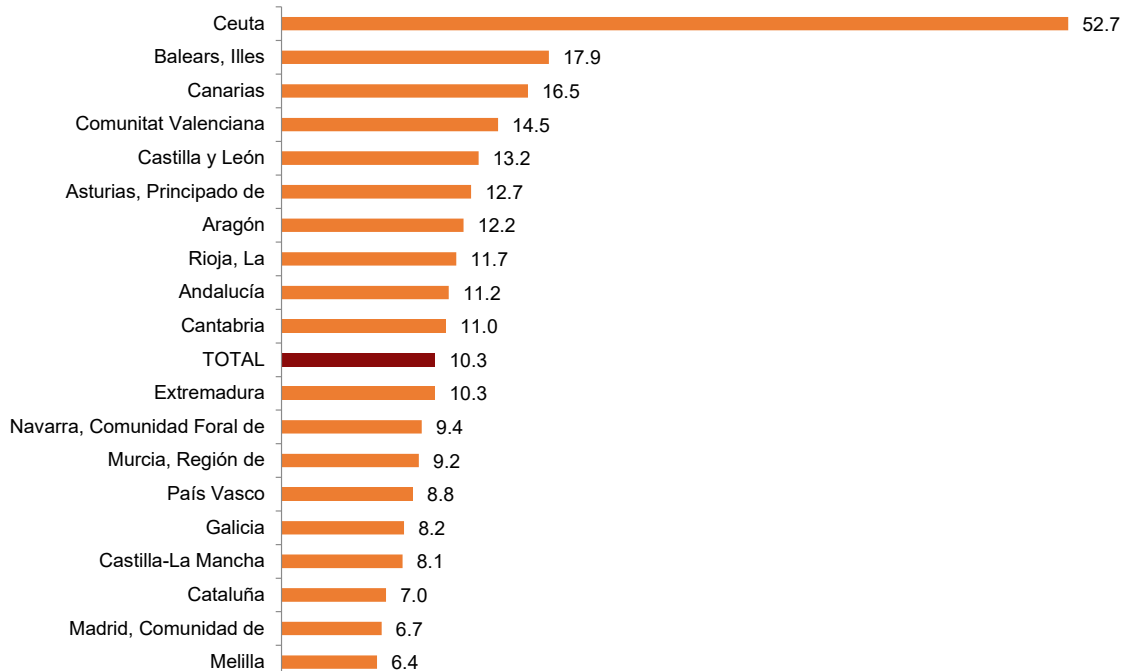
In Spain, the rate of criminal offences committed per 1,000 inhabitants aged between 14 and 17 (by place of sentence) was 10.3 in 2020.

The autonomous cities of Ceuta (52.7), Illes Balears (17.9), and Canarias (16.5) registered the highest rates per 1,000 inhabitants.

In turn, the autonomous city of Melilla (6.4) Comunidad de Madrid (6.7) and Cataluña (7.0) showed the lowest rates.

Criminal offenses committed by autonomous communities and cities (place of conviction). Year 2020

Rates per 1,000 inhabitants 14 to 17 years old



Convicted persons registered in the Central Register of Sex Offenders³

In 2020, 2,374 adults were convicted of sexual crimes⁴, which was 12.3% less than the previous year. 97.6% were men and 2.4% were women.

These convicted persons committed 2,922 crimes, 14.1% less than in 2019. Of the total, 1,070 were considered *sexual abuse*, 560 as *sexual abuse and assault of minors under 16 years of age* and 429 *prostitution and corruption of minors*. Of the total number of sexual assaults, 38 were considered *rape*.

In 2020, 390 minors were convicted of sexual crimes, 6.3% less than the previous year. 98.7% were men and 1.3% were women.

Convicted minors committed 477 crimes of a sexual nature, 13.0% less than in 2019. Of the total of these crimes, 177 were considered *sexual abuse and assault on minors under 16*, 159 *sexual abuse* and 56 *prostitution and corruption of minors*. Of the total number of sexual assaults, seven were considered *rape*.

³ The Central Register of Sex Offenders contains information on those convicted by final judgement of any offence classified as sexual under the terms set out in articles 8 and 9 of Royal Decree 95/2009 of 6 February

⁴ The classification used corresponds is that established by the Penal Code in the titles 7 bis and 8.

Sex crimes committed by adults, according to type of crime. Year 2020

Absolute Values

	Sexual offences
TOTAL	2,922
Slave trade (with the purpose of sexual exploitation)	37
Against sexual liberty and indemnity	2,885
Sexual assaults	428
Sexual assault	390
Rape	38
Sexual abuse	1,070
Sexual abuses and assaults against minors less than 16 years old	560
Sexual harassment	58
Exhibitionism and provocation	340
Prostitution and grooming	429

Sex crimes committed by minors, according to type of crime. Year 2020

Absolute Values

	Sexual offences
TOTAL	477
Slave trade (with the purpose of sexual exploitation)	0
Against sexual liberty and indemnity	477
Sexual assaults	54
Sexual assault	47
Rape	7
Sexual abuse	159
Sexual abuses and assaults against minors less than 16 years old	177
Sexual harassment	1
Exhibitionism and provocation	30
Prostitution and grooming	56

Data Review and Update

The data published today is final and is not subject to further revision. All results are available on INEBase.

Methodological note

Conviction Statistics: Adults and Conviction Statistics: Minors, are prepared under the Collaboration Agreement signed between the Ministry of Justice and the National Institute of Statistics (INE) on July 3, 2007, updated and renewed on November 21, 2017.

The aim of both statistics is to provide detailed information on convicted adults, using confirmed sentencing, crimes committed and sentences imposed at the national, regional and provincial levels broken down by sex, age and nationality; as well as on convicted minors, criminal offences committed and measures imposed, also at the national, regional and provincial levels and broken down by sex, age and nationality.

The Penal Code reform in July 2015, in the case of adults, eliminated misdemeanours, turning them into minor crimes, meaning that the increase in the number of convicted persons and in the number of penalties is due in part to the inclusion of these new crimes. This fact shall be taken into account when interpreting temporal variations in the data.

In addition, as of 2017, more detailed information on sexual offences has been provided for both adults and minors.

Type of operation: annual continuous statistical operation.

Population scope: all persons aged 18 years and over, or 14 to 17 years, convicted by final judgement and registered, respectively, in the Central Register of Convicted Persons, in the Central Register for Criminal Responsibility of Minors and in the Central Register of Sex Offenders, during the reference period.

Geographical scope: the entire national territory.

Reference period for the results: the calendar year.

Reference period of the information: date of entry in the Register.

Collection method: statistical use of an administrative register.

For further information, please consult the [methodology](#) and [standardized methodological report](#) of Convicted Adults, and the [methodology](#) and [standardized methodological report](#) of Convicted Minors.

INE statistics are produced in accordance with the Code of Good Practice for European Statistics, which is the basis for the institution's quality policy and strategy. For more information see the section [Quality at INE and the Code of Best Practices](#) on the INE website.

For further information see **INEbase:** www.ine.es/en/ Twitter: [@es_ine](https://twitter.com/es_ine)

All press releases at: www.ine.es/en/prensa/prensa_en.htm

Press Office: Telephone numbers: (+34) 91 583 93 63 /94 08 – gprensa@ine.es

Information Area: Telephone number: (+34) 91 583 91 00 – www.ine.es/infoine/?L=1
