

15 September 2022

**Conviction Statistics: Adults / Conviction Statistics: Minors (CSA / CSM)
Year 2021**

In 2021, 282,210 adults and 13,595 minors were sentenced by final judgment

The most frequent offences were related to road safety (23.7% of the total), theft (17.2%) and injuries (14.0%).

The number of adults convicted of sexual crimes was 3,196 and that of minors 439

Adults convicted by final judgement registered in the Central Register of Convicted Persons¹

In 2021, 282,210 convicted adults (18 years of age and over) were entered in the registry according to the final judgements handed down and communicated to the Central Registry of Prisoners, representing 27.4% more than the previous year.

This increase in the number of convicted persons may have been affected by the atypical situation in 2020, caused by mobility due to the COVID-19 pandemic. If data from 2021 is compared with that of 2019, the number of adult convicts decreased by 1.6%.

In 2021, 80.7% of convicted persons were men and 19.3% were women. The number of men registered increased by 27.8% and that of women by 26.0%.

Convicted adults, by sex. Year 2021

Absolute values and variation rates (%)

	Adults convicted	Annual variation (%)
TOTAL	282,210	27.4
Men	227,789	27.8
Women	54,421	26.0

The rate of convicted persons per 1,000 inhabitants aged 18 and over was 7.2. For men it was 12.0 and for women 2.7.

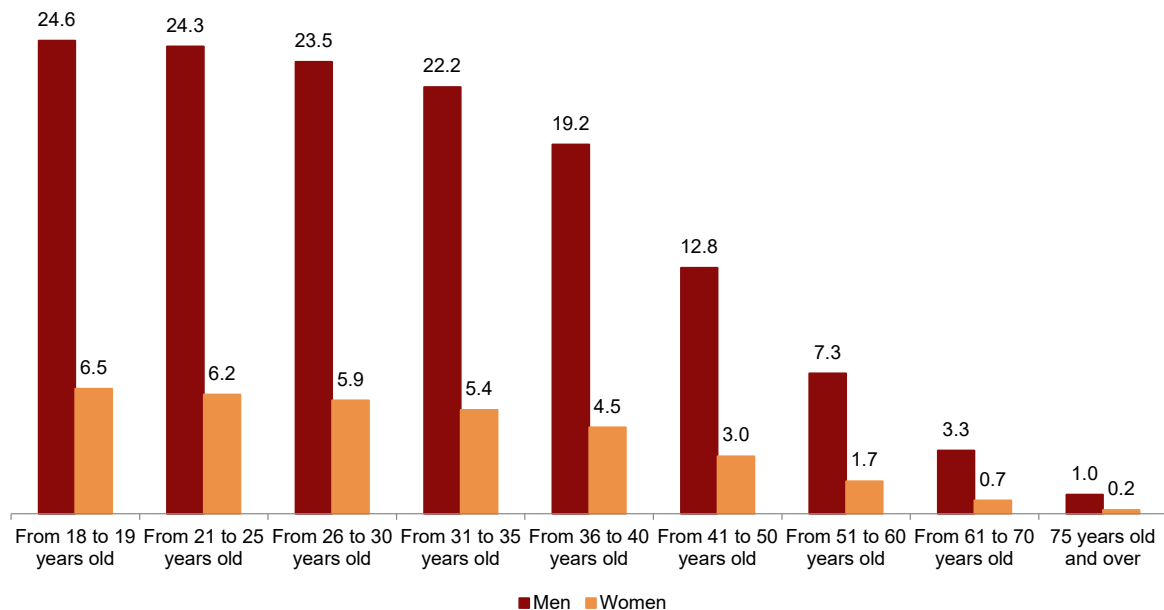
¹ The Central Register of Convicted Persons contains information on final convictions handed down by criminal courts and tribunals.

The average age of convicted persons was 37.8 years (37.9 years for men and 37.7 for women).

Analysing the rates per 1,000 inhabitants of convicted persons by sex and age, the most frequent group 18 to 20 years of age, in the case of both men and women (with rates of 24.6 and 6.5, respectively).

Convicted persons by sex and age group. Year 2021

Rates per 1,000 inhabitants aged 18 years old and over



Most of the people convicted in 2021 had Spanish nationality (75.2% as compared with 74.9% the previous year). Nevertheless, considering the rate of convicted persons per 1,000 inhabitants aged 18 years and over, the rate of foreign convicted persons (15.9) was nearly 2.6 times higher than those of Spanish nationality (6.1).

Among foreign nationals, countries from the Americas represented the highest percentage of convicted persons (33.9% of the total).

Out of the total convicted persons, 74.6% were convicted for a single crime and 25.4% for more than one.

Sentences imposed

In 2021, 789,329 sentences were imposed in final judgments issued and registered in the Registry, 33.1% more than in 2020 (and 2.6% more than in 2019).

48.7% of the punishments, both principal and accessory, were *punishments restricting other rights*. 32.6% were *fines* and 18.6% were *custodial penalties*.

Among *punishments restricting other rights*, the most frequent was *special disqualification for employment* (14.8% of the total). Among custodial sentences, *imprisonment* was the most common (17.9%).

By sex of the offender, *punishments restricting other rights* represented 51.2% of the total for men and 34.1% for women. 18.8% of the total sentences imposed on men were *custodial sentences* (18.1% were *imprisonment*). On women, 17.1% were *custodial sentences* (16.4% were *imprisonment*).

By nationality of the offender, *custodial sentences* were more frequent among foreign convicts (19.7% of the total, as compared with 18.2% of Spaniards). In particular, *imprisonment* accounted for 19.2% of the total for foreigners and 17.4% for Spaniards.

During 2021, 141,066 *prison sentences* were imposed, 29.0% more than in 2020 (and 0.9% less than in 2019). Of these, 92.8% had a duration of zero to two years, 6.0% from two to five years and 1.2% more than five years.

34.0% of *imprisonment sentences* were for *crimes relating to property and the socio-economic order*, 18.2% for *crimes relating to collective security* and 11.3% for *crimes involving injuries*.

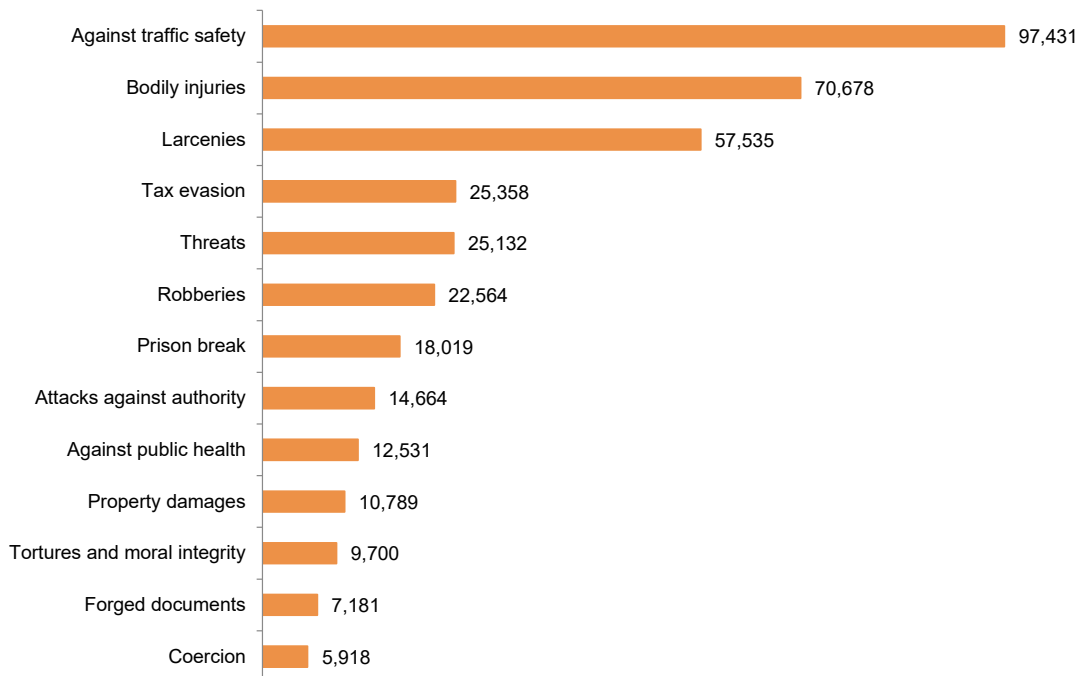
Registered crimes and their typology

In 2021, 410,842 crimes were registered, 32.0% more than in the previous year (and 0.4% less than in 2019).

According to their typology, those with the greatest incidence were *crimes against road safety* (23.7% of the total), crimes relating to *injuries* (17.2%) and *theft* (14.0%).

Crimes committed, by type. Year 2021

Absolute Values



The average number of crimes per convicted person was 1.5. By sex, the average was higher for men (1.5) than for women (1.3).

Of the total number of crimes committed, 90.7% were in the degree of consummation and 8.8% in the degree of attempt.

Convicted persons and offences by place of conviction

Andalucía was the autonomous community where the most convicted persons were registered (19.6% of the total). It was followed by Cataluña (15.8%) and Comunidad de Madrid (12.4%).

Cataluña was the Autonomous Community with more foreign convicted persons (24.2% of the total), followed by Comunidad de Madrid (15.7%) and Comunitat Valenciana (13.1%).

The autonomous cities of Ceuta and Melilla registered the highest rates of registered convicts per 1,000 inhabitants (14.1 and 12.2, respectively). In turn, Castilla-La Mancha (7.7) and Castilla y León (5.8) recorded the lowest figures.

Convicted adults by autonomous communities and cities (place of conviction) and nationality. Year 2021

Absolute values and rates per 1,000 women aged 18 years old and over

	Total	Spanish	Foreign	Rates
Ceuta	896	602	294	14.1
Melilla	740	417	323	12.2
Balears, Illes	8,946	5,930	3,016	8.9
Canarias	16,032	12,887	3,145	8.4
Murcia, Región de	10,157	7,364	2,793	8.4
Comunitat Valenciana	34,927	25,751	9,176	8.4
Andalucía	55,397	46,442	8,955	8.0
Rioja, La	2,076	1,535	541	7.9
Cantabria	3,646	3,113	533	7.4
TOTAL	282,210	212,259	69,951	7.2
Cataluña	44,587	27,687	16,900	7.1
País Vasco	12,729	8,828	3,901	7.0
Asturias, Principado de	5,861	5,210	651	6.7
Extremadura	5,775	5,284	491	6.5
Madrid, Comunidad de	35,119	24,162	10,957	6.3
Aragón	6,898	4,704	2,194	6.3
Navarra, Comunidad Foral de	3,375	2,464	911	6.3
Galicia	13,549	12,140	1,409	5.9
Castilla y León	11,851	10,012	1,839	5.8
Castilla-La Mancha	9,649	7,727	1,922	5.7

**Crimes committed by autonomous communities and cities
(place of conviction) and sex. Year 2021**

Absolute Values

	Offences	Men	Women
TOTAL	410,842	337,421	73,421
Andalucía	79,458	65,547	13,911
Cataluña	66,985	56,299	10,686
Comunitat Valenciana	50,917	41,451	9,466
Madrid, Comunidad de	49,725	38,466	11,259
Canarias	22,510	18,876	3,634
País Vasco	20,708	16,976	3,732
Galicia	20,500	16,905	3,595
Castilla y León	17,616	14,277	3,339
Murcia, Región de	14,147	12,123	2,024
Castilla-La Mancha	13,267	11,146	2,121
Balears, Illes	12,818	10,479	2,339
Aragón	10,063	8,276	1,787
Asturias, Principado de	8,579	6,992	1,587
Extremadura	8,327	6,911	1,416
Cantabria	5,207	4,215	992
Navarra, Comunidad Foral de	4,725	4,019	706
Rioja, La	2,971	2,466	505
Ceuta	1,192	1,010	182
Melilla	1,127	987	140

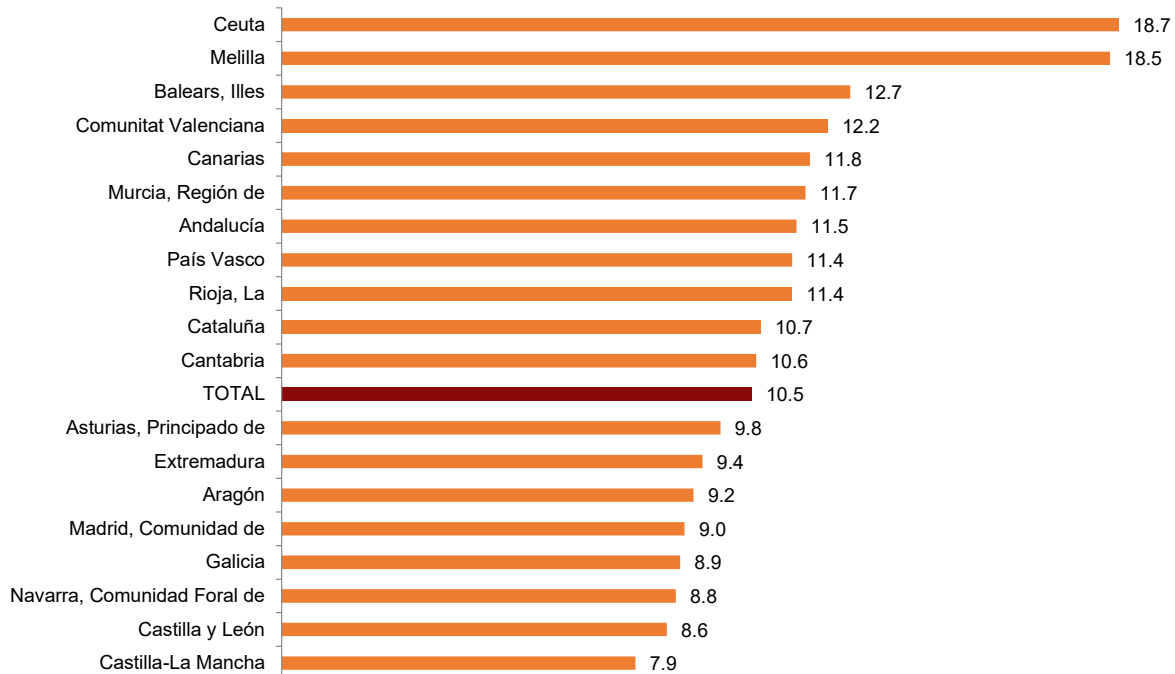
In Spain as a whole, the crime rate per 1,000 inhabitants (according to the place of conviction) was 10.5 in 2021.

The Autonomous Cities of Ceuta (18.7) and Melilla (18.5), and Illes Balears (12.7) registered the highest rates per 1,000 inhabitants.

In turn, Castilla-La Mancha (7.9), Castilla y León (8.6), and Comunidad Foral de Navarra (8.8) recorded the lowest figures.

**Crimes committed by autonomous communities and cities (place of conviction).
Year 2021**

Rates per 1,000 inhabitants aged 18 years old and over



Minors convicted by final judgement registered in the Central Register for Criminal Responsibility of Minors²

In 2021, a total of 13,595 convicted minors (aged 14 to 17 years old) were registered according to final judgements communicated to the registry, indicating an increase of 21.0%, as compared with the previous year (and 3.7% less than in 2019).

81.0% of convicted minors were men and 19.0% were women.

Convicted minors, by sex. Year 2021

Absolute values and variation rates (%)

	Minors convicted	Annual variation (%)
TOTAL	13,595	21.0
Men	11,016	21.3
Women	2,579	19.6

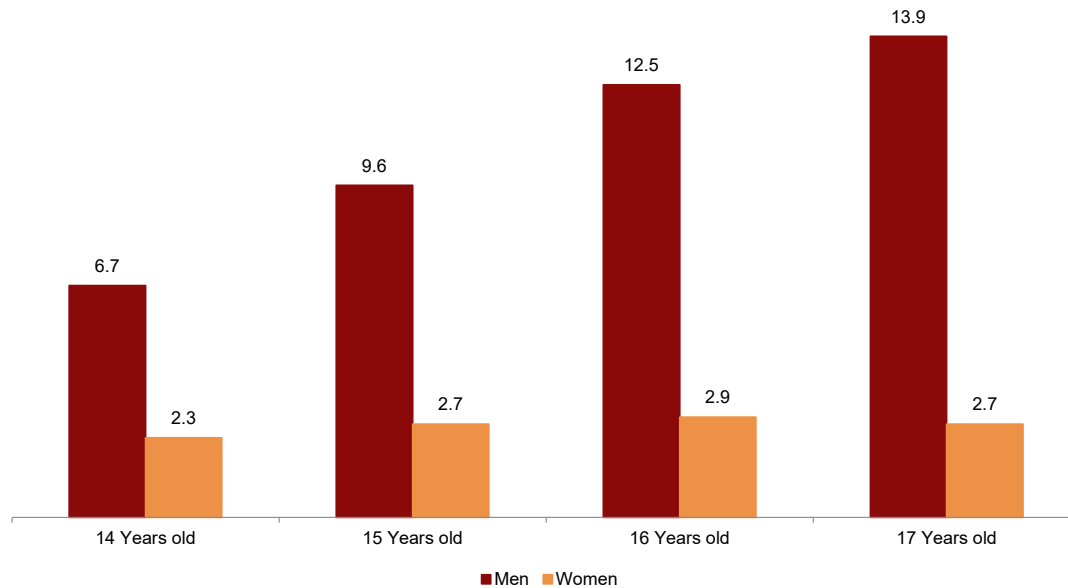
The rate for convicted minors aged 14 to 17 years old per 1,000 inhabitants in the same age bracket was 6.8.

By age, the 17-year-old group was the most numerous (30.7% of total convicted persons), followed by the 16-year-old group (28.8%).

² The Central Register for Criminal Responsibility of Minors contains information regarding final convictions imposed on minors by the Juvenile Courts.

Convicted minors, by sex and age. Year 2021

Rates per 1,000 inhabitants 14 to 17 years old



Analysing the rates by sex and age of convicted minors, the highest were 17 years for men (13.9) and 16 for women (2.9 in both).

The majority of convicted minors had Spanish nationality (79.4%). Nevertheless, the rate of convicted minors per 1,000 inhabitants aged 14 to 17 was almost three times higher for foreign minors (15.3) than for Spanish minors (5.9).

In terms of the number of offences committed, three out of every five convicted minors (60.8%) carried out just one criminal offence and two in three five out more than one (39.2%).

Measures Taken

Judges adopted 22,064 measures in 2021, for an increase of 20.1% over the previous year (and a 4.9% decline compared to 2019).

The most frequent measures were *probation* (45.1% of the total), *socio-educational tasks* (16.5%) and *internment in semi-open regime* (9.9%).

According to the nationality of the offender, semi-open internment and probation measures fell more frequently on foreign minors (13.8% and 49.5% of the total, respectively) than on Spanish minors (8.8% and 43.8%).

In turn, foreign minors incurred less frequently in measures of *performing socio-educational tasks* and *community services* and *prohibition of approaching or communicating with the victim* (11.5% and 5.0% of the total, respectively, as compared to 18.0% and 8.1% for Spaniards).

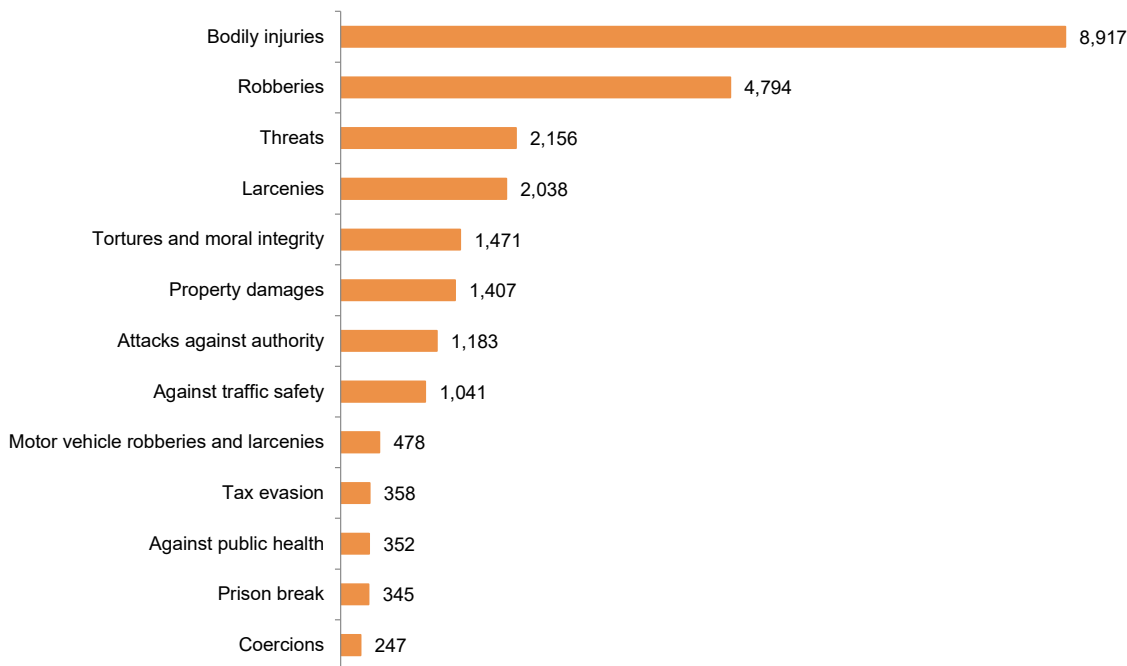
Criminal offences and their typology

In 2021, 26,349 crimes committed by minors were registered, 29.4% more than in the previous year (and 1.2% more than in 2019). All of them were crimes.

By type of crime, the highest incidence were *injuries* (33.8% of the total), *robberies* (18.2%) and *threats* (8.2%).

Criminal offenses committed, by type. Year 2021

Absolute Values



By sex, male minors committed 82.0% of criminal offences and females committed 18.0%.

By age, it can be observed that the number of offences committed increases with age. Therefore, those carried out at the age of 17 (31.5% of the total) accounted for twice those carried out at the age of 14 (15.6%).

78.1% of the offences were committed by Spanish minors and 21.9% by foreign minors, figures similar to those of the previous year.

Convicted minors and criminal offences by place of sentence

Andalusia was the community with the most convicted minors recorded in the Registry, with 19.1% of the total. It was followed by Comunitat Valenciana (13.6%) and Cataluña (12.2%).

This order was different in the case of minors of Spanish and foreign nationality. In the case of Spaniards, Andalucía was the community with the highest number of convicted minors (21.3% of the total), followed by Comunitat Valenciana (14.0%) and Comunidad de Madrid (10.9%). However, Cataluña was the Autonomous Community with the most convicted persons who were minors (19.6% of the total), followed by Comunidad de Madrid (14.8%) and Comunitat Valenciana (11.9%).

The autonomous cities of Ceuta and Melilla (with 41.6 and 27.0, respectively) and Illes Balears (with 10.1), registered the highest rates of minors aged 14-17 years convicted per 1,000 inhabitants in the same age group.

On the other hand, Galicia (4.6) and Comunidad de Madrid (5.6) presented the lowest values.

Convicted minors by autonomous communities and cities (place of conviction) and nationality. Year 2021

Absolute values and rates per 1,000 inhabitants aged 14 to 17 years

	Total	Spanish	Foreign	Rates
Ceuta	194	96	98	41.6
Melilla	127	40	87	27.0
Balears, Illes	504	409	95	10.1
Canarias	877	694	183	9.5
Castilla y León	753	652	101	9.0
Comunitat Valenciana	1,845	1,512	333	8.4
Extremadura	346	315	31	8.1
Asturias, Principado de	263	238	25	8.0
Cantabria	180	161	19	7.9
Rioja, La	101	82	19	7.7
Aragón	380	252	128	7.2
Murcia, Región de	516	431	85	7.1
TOTAL	13,595	10,791	2,804	6.8
Andalucía	2,603	2,300	303	6.7
Navarra, Comunidad Foral de	185	146	39	6.5
Castilla-La Mancha	545	449	96	6.1
País Vasco	506	355	151	5.8
Madrid, Comunidad de	1,589	1,174	415	5.6
Cataluña	1,660	1,110	550	4.9
Galicia	421	375	46	4.6

Criminal offenses committed by autonomous communities and cities (place of conviction). Year 2021

Absolute Values

	Criminal infringements
TOTAL	26,349
Andalucía	4,856
Cataluña	3,535
Comunitat Valenciana	3,397
Madrid, Comunidad de	2,837
Canarias	2,006
Castilla y León	1,265
País Vasco	1,140
Balears, Illes	1,078
Castilla-La Mancha	969
Galicia	847
Aragón	835
Murcia, Región de	687
Asturias, Principado de	606
Extremadura	589
Melilla	452
Ceuta	407
Navarra, Comunidad Foral de	340
Cantabria	284
Rioja, La	219

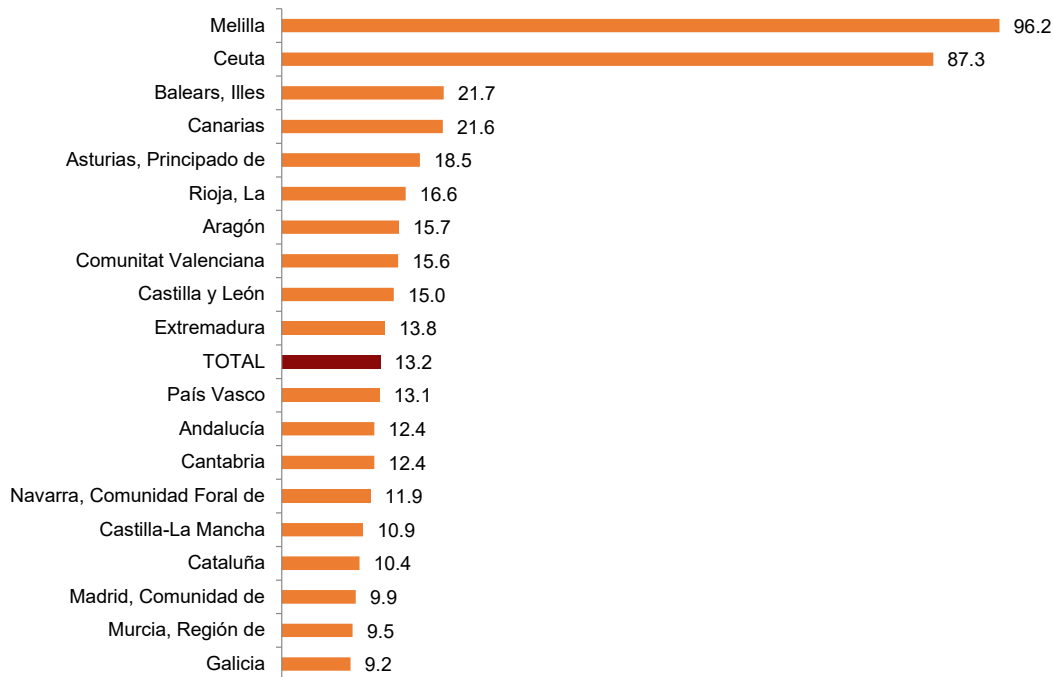
In Spain, the rate of criminal offences committed per 1,000 inhabitants aged between 14 and 17 (by place of sentence) was 13.2 in 2021.

The Autonomous Cities of Melilla y Ceuta (with 96.2 and 87.3, respectively) and Illes Balears (21.7) registered the highest rates per 1,000 inhabitants.

On the other hand, Galicia (9.2), Región de Murcia (9.5) and Comunidad de Madrid (9.9) presented the lowest values.

Criminal offenses committed by autonomous communities and cities (place of conviction). Year 2021

Rates per 1,000 inhabitants 14 to 17 years old



Convicted persons registered in the Central Register of Sex Offenders³

In 2021, 3,196 adults were convicted of sexual crimes⁴, which was 34.6% more than the previous year (and 18.0% more than in 2019). 97.9% were men and 2.1% were women.

These convicts committed 3,960 crimes, 35.5% more than in 2020 (and 16.4% more than in 2019). Of the total, 1,556 were considered *sexual abuse*, 738 as *sexual abuse and assault of minors under 16 years of age* and 592 *prostitution and corruption of minors*. Of the 491 sexual assaults, 46 were considered *rape*.

In 2021, 439 minors were convicted of sexual crimes, 12.6% more than the previous year (and 5.5% more than in 2019). 96.8% were men and 3.2% were women.

These minor convicts committed 609 crimes, 27.7% more than in 2020 (and 11.1% more than in 2019). Of the total of these crimes, 291 were considered *sexual abuse and assault on minors under 16*, 176 *sexual abuse* and 66 *prostitution and corruption of minors*. Of the 55 sexual assaults, seven were considered *rape*.

³ The Central Register of Sex Offenders contains information on those convicted by final judgement of any offence classified as sexual under the terms set out in articles 8 and 9 of Royal Decree 95/2009 of 6 February

⁴ The classification used corresponds to that established by the Penal Code in the titles 7 bis and 8.

Sex crimes committed by adults, according to type of crime. Year 2021

Absolute Values

	<u>Sexual offences</u>
TOTAL	3,960
Slave trade (with the purpose of sexual exploitation)	79
Against sexual liberty and indemnity	3,881
Sexual assaults	491
Sexual assault	445
Rape	46
Sexual abuse	1,556
Sexual abuses and assaults against minors less than 16 years old	738
Sexual harassment	74
Exhibitionism and provocation	430
Prostitution and grooming	592

Sex crimes committed by minors, according to type of crime. Year 2021

Absolute Values

	<u>Sexual offences</u>
TOTAL	609
Slave trade (with the purpose of sexual exploitation)	0
Against sexual liberty and indemnity	609
Sexual assaults	55
Sexual assault	52
Rape	3
Sexual abuse	176
Sexual abuses and assaults against minors less than 16 years old	291
Sexual harassment	1
Exhibitionism and provocation	20
Prostitution and grooming	66

Data Review and Update

The data published today is final and is not subject to further revision. All results are available on INEBase.

Methodological note

Conviction Statistics: Adults and Conviction Statistics: Minors, are prepared under the Collaboration Agreement signed between the Ministry of Justice and the National Institute of Statistics (INE) on July 3, 2007, updated and renewed on November 21, 2017.

The aim of both statistics is to provide detailed information on convicted adults, using confirmed sentencing, crimes committed and sentences imposed at the national, regional and provincial levels broken down by sex, age and nationality; as well as on convicted minors, criminal offences committed and measures imposed, also at the national, regional and provincial levels and broken down by sex, age and nationality.

The Penal Code reform in July 2015, in the case of adults, eliminated misdemeanours, turning them into minor crimes, meaning that the increase in the number of convicted persons and in the number of penalties is due in part to the inclusion of these new crimes. This fact shall be taken into account when interpreting temporal variations in the data.

In addition, as of 2017, more detailed information on sexual offences has been provided for both adults and minors.

Type of operation: annual continuous statistical operation.

Population scope: all persons aged 18 years and over, or 14 to 17 years, convicted by final judgement and registered, respectively, in the Central Register of Convicted Persons, in the Central Register for Criminal Responsibility of Minors and in the Central Register of Sex Offenders, during the reference period.

Geographical scope: the entire national territory.

Reference period for the results: the calendar year.

Reference period of the information: date of entry in the Register.

Collection method: statistical use of an administrative register.

For further information, please consult the [methodology](#) and [standardized methodological report](#) of Convicted Adults, and the [methodology](#) and [standardized methodological report](#) of Convicted Minors.

INE statistics are produced in accordance with the Code of Good Practice for European Statistics, which is the basis for the institution's quality policy and strategy. For more information see the section [Quality at INE and the Code of Best Practices](#) on the INE website.

For further information see **INEbase:** www.ine.es/en/ Twitter: [@es_ine](https://twitter.com/es_ine)

All press releases at: www.ine.es/en/prensa/prensa_en.htm

Press Office: Telephone numbers: (+34) 91 583 93 63 /94 08 – gprensa@ine.es

Information Area: Telephone number: (+34) 91 583 91 00 – www.ine.es/infoine/?L=1
