

15 July 2022

**Statistics on Annulments, Separations and Divorces
Year 2021**

In 2021 there were 86,851 divorces, 12.5% more than in the previous year

Joint custody was granted in 43.1% of divorce and separation cases between spouses with children.

During 2021 there were a total of 90,582 cases of annulment - an increase of 13.2% compared to the previous year, for a rate of 1.9 per 1,000 inhabitants.

By type of resolution, 57,461 cases were settled by judgment, 22,655 by decree, and 10,466 by public deed.

By type of process, there were 86,851 divorces, 3,674 separations and 57 annulments. Divorces accounted for 95.9% of the total, separations for 4.1% and annulments accounted for less than 0.1%.

The number of divorces increased by 12.5% compared to the previous year, while separations decreased by 32.4% and annulments by 42.5%.

There were 1,672 same-sex divorces in 2021 (1.9% of the total). Among them, 900 were men and 772 were women. There were also 68 separations (1.9% of the total).

Divorces and separations by class

A total of 78.8% of divorces in 2021 were by mutual agreement, while 21.2% were contentious. In the case of separations, 87.9% were by mutual agreement and 12.1% contentious.

Duration of Marriages

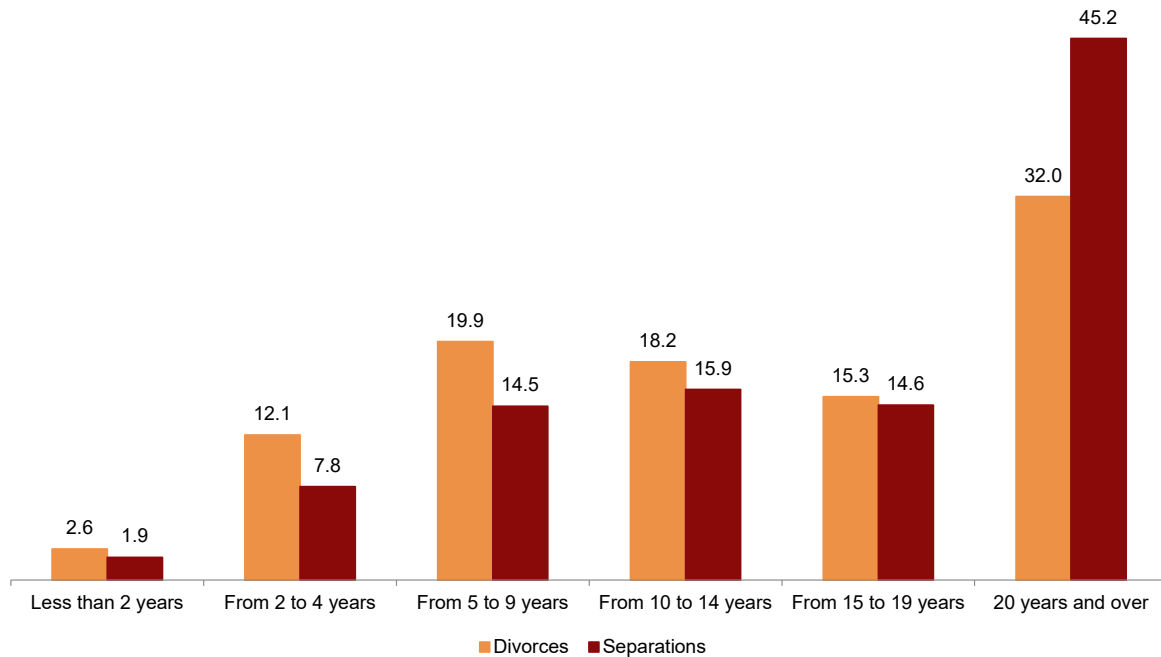
The average duration of marriages up to the date of the resolution was 16.5 years, a number slightly lower than in 2020.

Marriages dissolved by divorce had an average duration of 16.3 years, while that of separated marriages was 20.6 years. Meanwhile, the average time elapsed between marriage and the declaration of annulment was 14.8 years.

32.0% of divorces occurred after 20 years of marriage or more, and 19.9% between five and nine years.

In the case of separations, 45.2% of marriages lasted 20 years or more and 15.9% between 10 and 14 years.

Procedures (separations and divorces) according to duration of marriage. Year 2021
Percentages



Duration of proceedings

74.7% of divorces were resolved in less than six months (compared with 69.6% in 2020). On the other hand, in 10.8% of cases, the duration was one year or more (compared with 10.3% in 2020).

82.9% of the separations were resolved in less than six months (79.0% in 2020), while 5.9% took a year or more (6.0% in 2020).

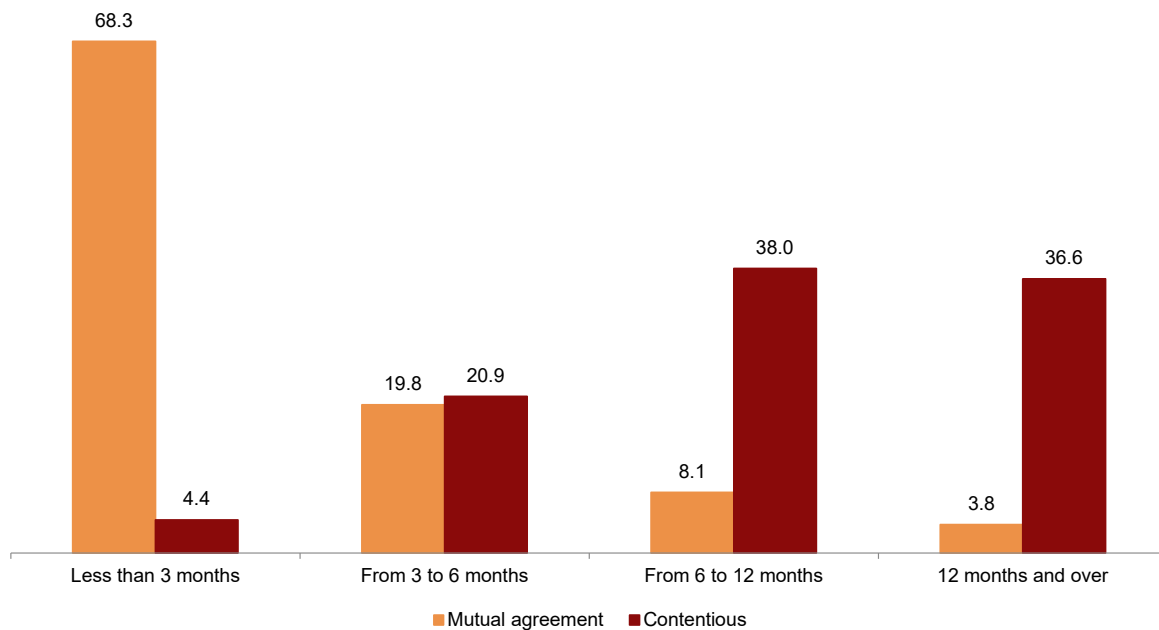
The average duration of proceedings was 5.0 months, slightly lower than in 2020. In separations, the average duration (3.6 months) was lower than in divorces (5.0 months).

According to the type of divorce and separation proceedings, the average duration of the mutually agreed proceedings was 3.2 months, while the average duration of the contentious proceedings stood at 11.9 months.

68.3% of mutual agreement procedures were resolved in less than three months and 19.8% in a period of three to five months.

On the other hand, 38.0% of contentious proceedings were resolved between six and 11 months, and 36.6% in 12 or more months.

Procedures (separations and divorces) according to class and duration. Year 2021
Percentages



Average age, nationality and marital status of the spouses

The largest number of divorces between spouses of different sex took place in the 40-49 age group, for both men and women.

In the separations, the highest number also occurred in the 40-49 year old age group.

The average age of the women was 45.6 years (45.5 years in divorces, 49.2 in separations and 46.6 in annulments). Among men, the average age was 48.0 years (47.8 years in the case of divorces, 51.6 years for separations and 50.2 years for annulments). These average ages were similar to those registered in 2020.

In 80.4% of the different sex divorces, both spouses were of Spanish nationality. In 11.9%, one of the spouses was a foreigner and in 7.7%, both spouses were foreigners.

Regarding the marital status of different sex spouses when they married, most were single. In the case of men, 8.6% were divorced and 0.4% widowed. Among the women, 9.0% were divorced and 0.5% were widows.

Number of children, custody and pensions

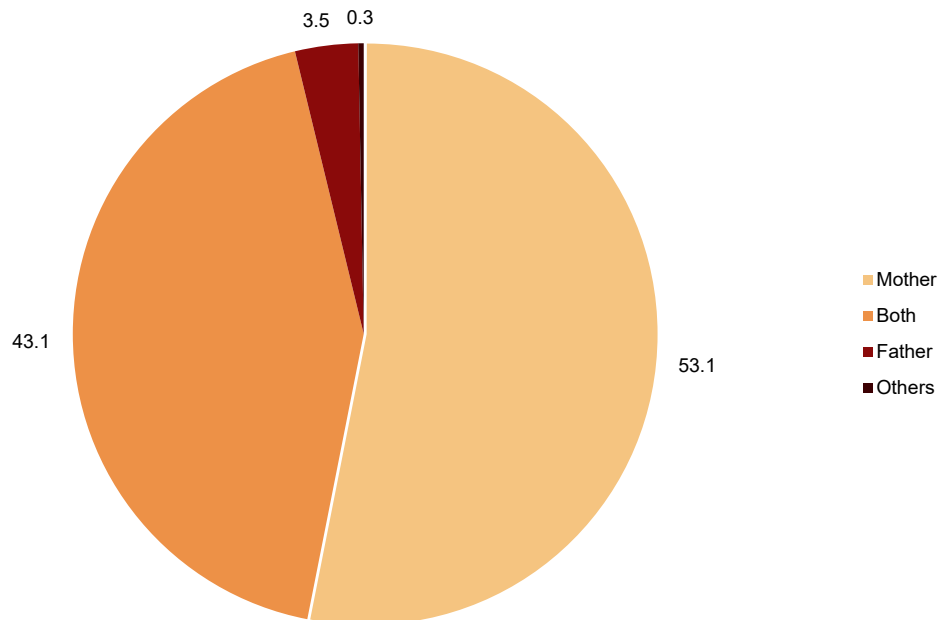
43.2% of the marriages corresponding to the separation or divorce resolutions did not have children (minors or economically dependent adults). This percentage was similar to that of the previous year.

45.2% had only minor children, 4.2% had only economically dependent adult children and 7.4% had economically dependent minor and adult children. 24.5% had only one child (minor or adult economically dependent).

Joint custody of minor children was granted in 53.2% of divorce and separation cases between different sex spouses. In 53.1% of cases custody was granted to the mother (54.5% in the previous year), in 3.5% the father obtained custody (3.9% in 2020), in 43.1% custody was shared (41.4% in 2020) and in 0.3% it was granted to other institutions or family members.

Separations and divorces (different sex spouses) according to who has custody Year 2021.

Percentage



In divorces and separation of same sex spouses, in 18.8% of divorces and separations, custody measures were adopted in 24.4% of the cases. Of these, in 35.8% custody was obtained by one of the two spouses and in 64.2% it was shared.

In 57.5% of the cases of divorce and separation of different sex spouses, an alimony was assigned (58.5% in the previous year). In 60.2%, the alimony corresponded to the father (61.4% in 2020), in 3.7% to the mother (3.8% in the previous year) and in 36.1% to both spouses (34.8% in 2020).

On the other hand, in divorces and separations between same sex spouses, alimony was assigned in 19.3% of the cases.

In 8.6% of separations and divorces of different sex spouses, a compensatory pension was established. In 87.5% of these, payment was assigned to the husband.

As for who made the filing, in 69.2% of the cases of separation and divorce of different sex spouses it was presented by both spouses, in 20.0% by the wife and in 10.7% by the husband.

Results by Autonomous Communities and Cities

The rate of annulments, separations and divorces per 1,000 inhabitants in Spain was 1.9 in 2021.

The autonomous city of Ceuta (2.4) recorded the highest rate per 1,000 inhabitants. On the other hand, Castilla y León (1.5) presented the lowest.

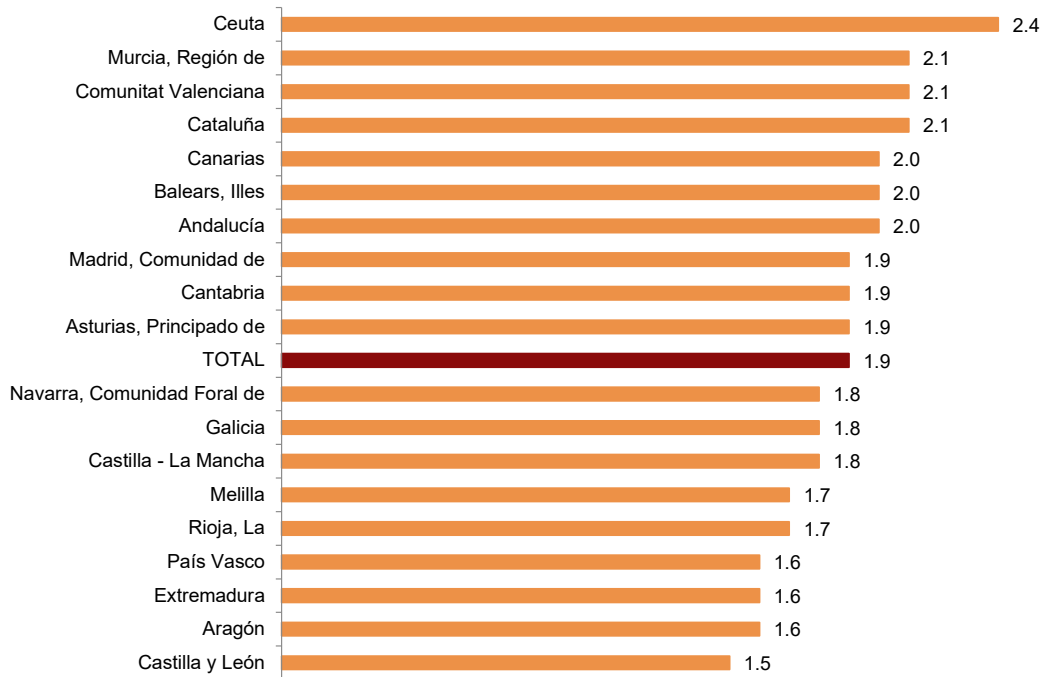
Annulments, separations and divorces by autonomous communities and cities Year 2021

Absolute Values

	Total	Annulments	Separations	Divorces
TOTAL	90,582	57	3,674	86,851
Andalucía	17,119	9	843	16,267
Cataluña	15,755	13	592	15,150
Madrid, Comunidad de	12,877	13	507	12,356
Comunitat Valenciana	10,393	5	416	9,972
Galicia	4,768	2	152	4,614
Canarias	4,538	0	136	4,402
Castilla - La Mancha	3,620	3	125	3,492
País Vasco	3,543	1	144	3,398
Castilla y León	3,494	1	141	3,351
Murcia, Región de	3,124	1	140	2,982
Balears, Illes	2,401	0	92	2,309
Aragón	2,106	1	81	2,024
Asturias, Principado de	1,956	0	87	1,869
Extremadura	1,677	2	92	1,583
Navarra, Comunidad Foral de	1,211	3	57	1,151
Cantabria	1,114	2	36	1,076
Rioja, La	547	1	14	532
Ceuta	195	0	13	182
Melilla	144	0	5	139

Annulments, separations and divorces by autonomous communities and cities. Year 2021

Rates per 1,000 inhabitants



Data Review and Update

The data published today is final and is not subject to further revision. All results are available on INEBase.

Methodological note

The Statistics on Annulments, Separations and Divorces are carried out by the National Institute of Statistics (INE) by virtue of the Agreement signed with the General Judicial Council (GJC) dated February 14, 1995, and updated through an addendum in 2006.

It is oriented to the study of matrimonial dissolution proceedings handled through sentences, decrees and public deeds on behalf of the judges, the judicial administration lawyers (formerly judicial secretaries) and notaries, respectively.

The objective of this statistic is to determine the number of these sentences, decrees and public deeds by providing information on some of the main socio-demographic characteristics of the spouses involved (sex, age, nationality, number of children), on the type of separation or divorce (by mutual agreement or contentious) and on other variables of social interest associated with the judicial process (alimony, custody, duration of the proceedings, etc.).

Type of operation: annual continuous statistical operation.

Population scope: sentences, decrees and public deeds handed down on annulments, separations and divorces.

Geographical scope: the entire national territory.

Reference period for the results: the calendar year.

Information reference period: the date on which the sentence, decree or public deed of the dissolution of the marriage takes place.

Collection method: statistical form based on an administrative act.

For more information, both the [methodology](#) and the [standardized methodological report](#) can be consulted.

INE statistics are produced in accordance with the Code of Good Practice for European Statistics, which is the basis for the institution's quality policy and strategy. For more information see the section [Quality at INE and the Code of Best Practices](#) on the INE website.

For further information see **INEbase:** www.ine.es/en/ Twitter: [@es_ine](https://twitter.com/es_ine)

All press releases at: www.ine.es/en/prensa/prensa_en.htm

Press office: Telephone numbers: (+34) 91 583 93 63 /94 08 – gprensa@ine.es

Information Area: Telephone number: (+34) 91 583 91 00 – www.ine.es/infoine/?L=1
