

29 May 2023

Registered Health Professional Statistics Year 2022

The number of registered doctors increased by 3.0%, and that of registered nurses by 2.1%

The rate of registered doctors stood at 6.12 per 1,000 inhabitants and the rate of nurses was 7.03

The number of registered health care professionals in Spain was 946,515¹ in 2022, 2.7% more than the previous year. By sex, 295,065 were men (a 2.0% increase) and 651,450 were women (a 3.0% increase).

The majority were *nurses* (35.5% of the total), followed by *doctors* (30.9%) and *pharmacists* (8.4%).

Registered health care professionals. 2018-2022 Series

Values and rates of change (%)

	2018	2019	2020	2021	2022	Variation rate (%) 2022/2021
Nurses	306,611	314,862	323,915	329,255	336,321	2.1
- With midwife title	9,214	9,534	9,499	9,793	9,862	0.7
Physicians	260,588	267,991	276,192	283,811	292,413	3.0
Pharmacists	74,043	75,260	76,821	78,128	79,288	1.5
Physiotherapists	54,258	27,147	59,791	62,691	66,178	5.6
Dentists	37,787	38,809	39,764	40,417	40,968	1.4
Psychologist with healthcare speciality	32,516	33,188	34,827	37,611	38,427	2.2
Veterinarians	33,207	33,752	34,443	35,561	36,337	2.2
Opticians-Optometrists	17,641	18,036	18,271	18,784	19,113	1.8
Speech therapists	9,707	10,156	10,483	10,900	11,462	5.2
Podiatrists	7,817	8,010	8,234	9,049	9,698	7.2
Occupational therapists	4,076	4,963	5,870	6,782	7,560	11.5
Dental prosthetics	7,477	7,530	7,395	7,510	7,463	-0.6
Dietitians nutritionists ¹	4,625	5,297	5,698
Biologists with healthcare speciality	462	503	536	625	651	4.2
Physiques with healthcare speciality	238	270	302	307	319	3.9
Chemists with healthcare speciality	299	303	302	299	317	6.0

¹ Not available at the time of publication: the data on Dietitian nutritionists for 2021 and 2022 for the entire national territory

The number of registered *doctors* in Spain increased by 8,602 people (3.0%) reaching a total of 292,413 in 2022.

¹ The total number of health professionals was calculated without taking into account Nutritionist Dieticians because the data for 2021 and 2022 were not available for the entire national territory at the time of publication.

On the other hand, registered *nurses* increased by 7,066 people (2.1%), standing at 336,321. Within this group, 9,862 people were registered as *midwives*² (0.7% more than in 2021).

The number of registered professionals in the other health professions covered by the statistics also increased, except for the number of *dental prosthetists* (-0.6%). The largest increases occurred in *occupational therapists* (11.5%), *podiatrists* (7.2%) and *chemists with a health specialism* (6.0%).

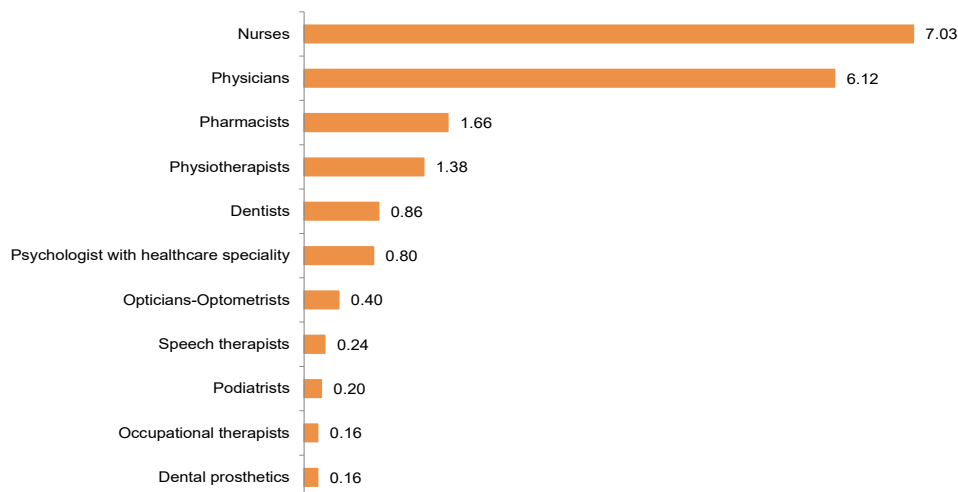
Rates of registered health professionals

The number of registered health professionals per 1,000 inhabitants differs according to the group. In 2022, the number of *nurses* presented the highest rate (7.03 per 1,000 inhabitants), followed by *doctors* (6.12) and *pharmacists* (1.66).

In the case of nurses who specialise in *midwifery*, the rate was 0.95 per 1,000 women of childbearing age.

Registered health care professionals. Year 2022

Rates per 1,000 inhabitants



Health care professionals by sex

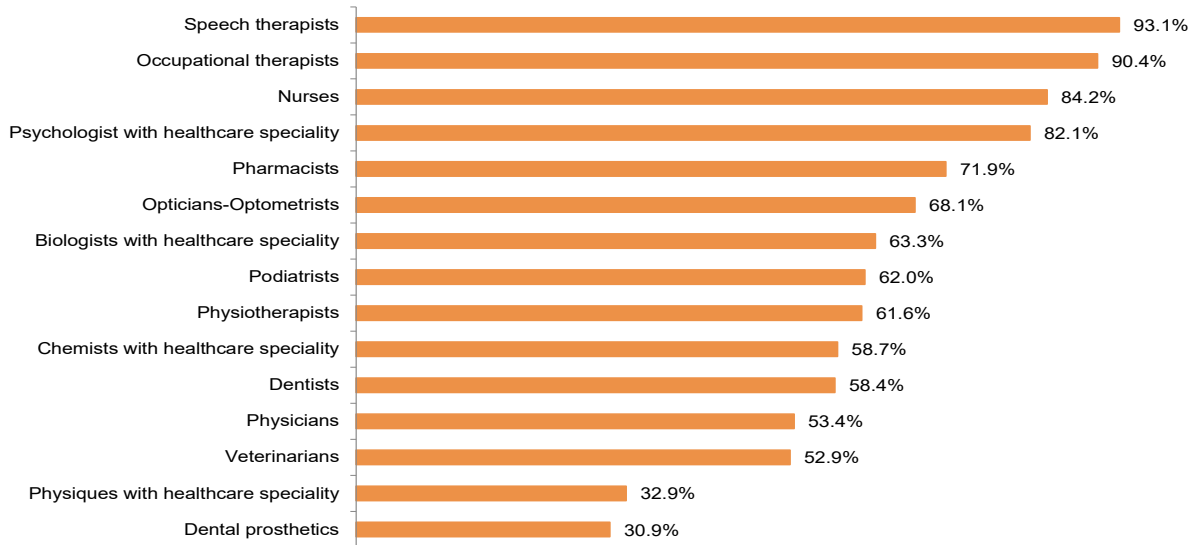
The healthcare profession is predominantly female. In 2022, there were more women than men in 13 of the 15 professions analysed. The groups with the highest percentage of women were *speech therapists* (93.1% were women), *occupational therapists* (90.4%) and *nurses* (84.2%).

On the other hand, the professions with the lowest percentage of women were *dental prosthetists* (30.9%), *physicists with a health specialism* (32.9%) and *veterinarians* (52.9%).

²The number of registered professionals in this specialism may be underestimated, given that registration is compulsory for the Diploma in Nursing, not for specialisms.

Registered women by type of healthcare profession. Year 2022

Percentages



Data by Autonomous Communities and Cities

The number of registered doctors increased in all the autonomous communities in 2022, and only decreased in the autonomous city of Melilla (-1.5%).

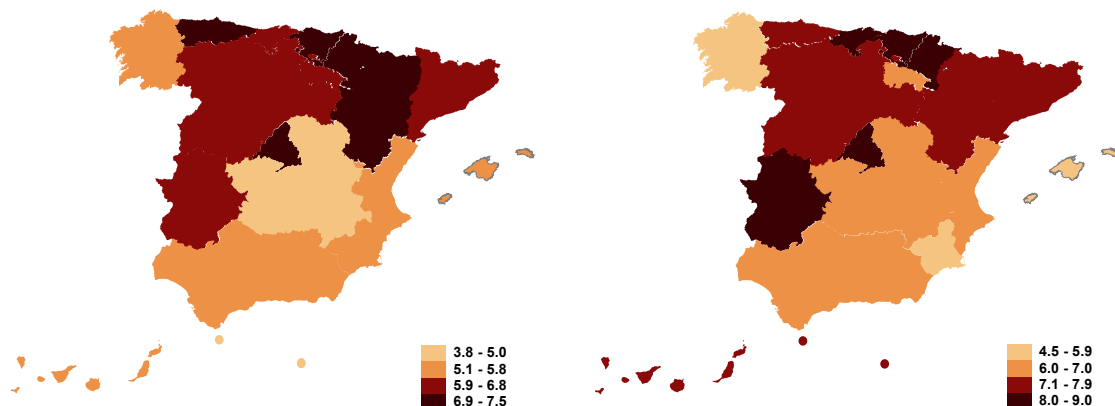
The largest relative increases were recorded in Illes Balears (4.3%), La Rioja (4.1%) and Canarias (3.9%). The smallest increases were in Aragon (1.5%), Cantabria (1,7%) and Principado de Asturias (2.1%).

The highest rates of *registered doctors* were in Aragon (7.33 per 1,000 inhabitants), Comunidad de Madrid (7.21) and Principado de Asturias (7.14). And the lowest were in the autonomous cities of Melilla (3.86) and Ceuta (4.40) and in Castilla-La Mancha (4.84).

The highest rates of registered nurses per 1,000 inhabitants were recorded in Cantabria (8.93), Comunidad Foral de Navarra (8.89) and Extremadura (8.12). The lowest were in Región de Murcia (4.71), Galicia (5.17) and Illes Balears (5.79).

Registered doctors. Year 2022 Registered nurses. Year 2022

Rates per 1,000 inhabitants Rates per 1,000 inhabitants



Methodological note

The Registered Health Professionals Statistics are annual structural statistics that investigate the number and characteristics of health professionals registered in their respective Professional Colleges or Councils. They have compiled at the National Statistics Institute without interruption since 1952. This research provides information to various international organisations such as the OECD and the Statistical Office of the European Union (Eurostat).

The information currently provided refers to the professions included in Law 44/2003 of 21 November on the Regulation of Health Professions, or which meet the requirements established therein. The groups, which are: doctors, pharmacists, dentists, veterinarians, psychologists with a specialism in health, physicists with a specialism in health, nurses, physiotherapists, podiatrists, opticians-optometrists, dental prosthetists, chemists with a speciality in health, occupational therapists, speech therapists and biologists with a specialism in health.

The questionnaires are completed through a web application (IRIA) by the General Councils and/or Professional Associations.

Type of operation: annual continuous survey.

Population scope: professionals in the healthcare field that are registered in any Spanish Professional Association.

Geographical scope: the entire national territory.

Reference period: the data refer to 31 December.

Collection method: online questionnaire (web application).

For more information the methodology can be accessed at:

<http://www.ine.es/metodologia/t15/t1530416.pdf>

The standardized methodological report is at:

<http://www.ine.es/dynt3/metadatos/es/RespuestaDatos.html?oe=30416>

INE statistics are produced in accordance with the Code of Good Practice for European Statistics, which is the basis for the institution's quality policy and strategy. For more information, see the section on [Quality at INE and the Code of Best Practices](#) on the INE website.

For further information see **INEbase:** www.ine.es/en/ Twitter: [@es_ine](https://twitter.com/es_ine)

All press releases at: www.ine.es/en/prensa/prensa_en.htm

Press office: Telephone numbers: (+34) 91 583 93 63 /94 08 – gprensa@ine.es

Information Area: Telephone number: (+34) 91 583 91 00 – www.ine.es/infoine/?L=1
