

**Statistics on Waste Collection and Treatment
Year 2019**

Waste treatment companies collected 22.8 million tonnes of urban waste¹, 0.3% more than in 2018

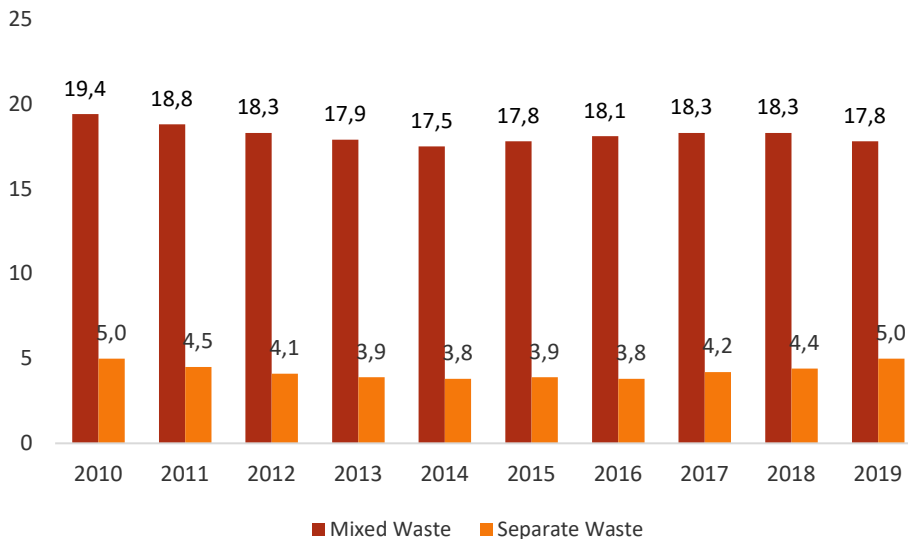
Separate collection increased by 13.5% to 5.0 million tonnes

In 2019, 483.7 kilograms of urban waste per capita were collected, 0.5% less than in the previous year

Urban waste treatment companies, collected 22.8 million tonnes of waste in 2019, 0.3% more than the previous year. Of these, 17.8 millions of tonnes of that corresponded to mixed waste and 5.0 million to separate collection waste.

Urban waste collection

Units: millions of tonnes.



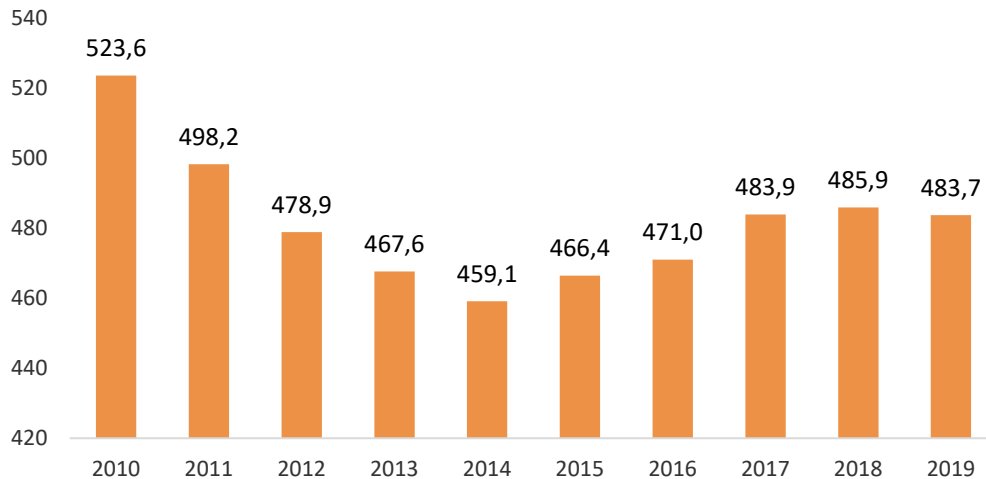
¹ Household waste generated by *Households*, and by the *Trade* and *Services* sectors, from urban collection.

In per capita terms, in Spain² 483.7 kilograms of waste were collected per person per year, 0.5% less than in 2018.

Of these, 377.1 kilograms per person per year corresponded to mixed waste and 106.6 kilograms to separate collection.

Per capita urban waste collection

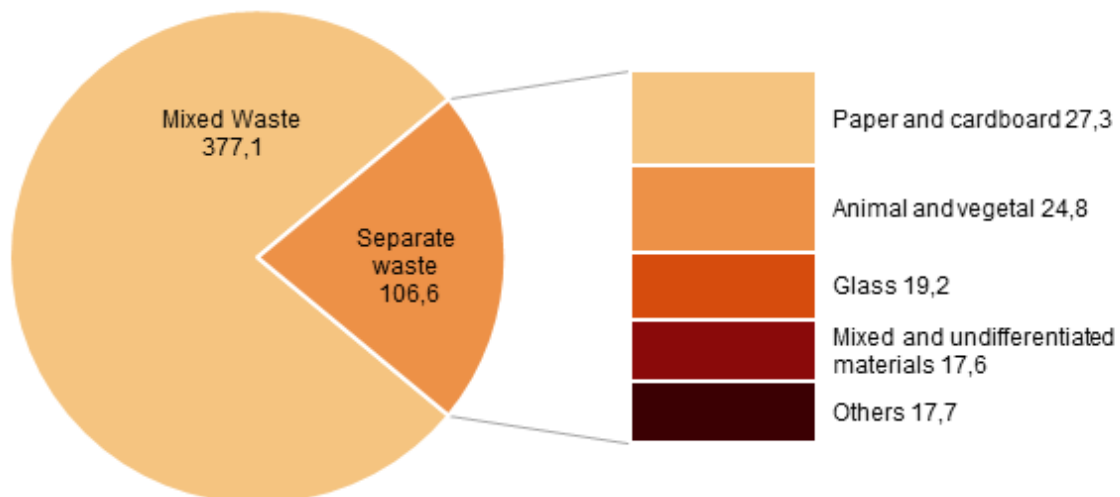
Unit: kilograms per inhabitant



By type of waste collected separately, 27.3 kilograms per person and year of *Paper and cardboard*, 24.8 kilograms of *Animal and vegetable waste*, and 19.2 kilograms of *Glass* were collected.

Urban waste collection by residue type. Year 2019

Unit: kilograms per inhabitant



² The resident population figures published by the INE as at 01 July 2019 have been used.

Waste collected separately from *Paper and cardboard* increased by 20.6% compared to the previous year, *Animal and vegetable waste* by 15.7%, and *Containers and mixed packaging* by 11.4%.

Urban waste collection by residue type. Year 2019

Units: thousands of tonnes.

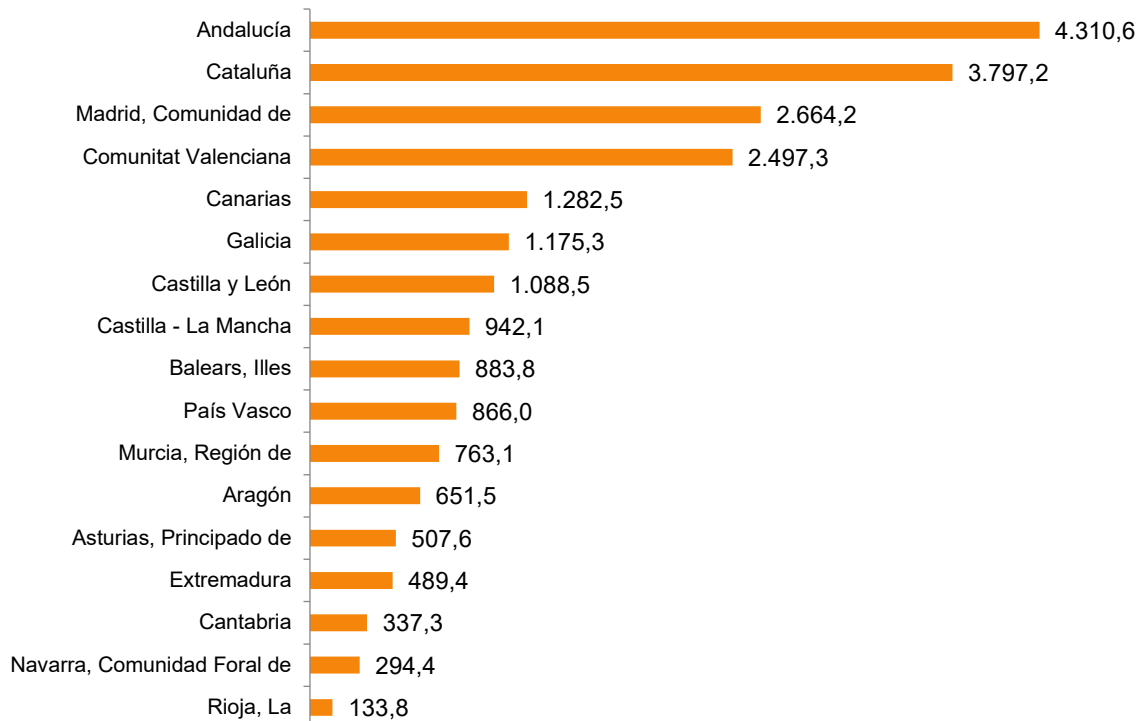
	Quantity	% of the total	% annual variation
Total	22,784.8	100.0	0.3
Mixed waste	17,764.8	78.0	-2.8
Waste from separate collection	5,020.0	22.0	13.5
Paper and cardboard	1,287.4	25.6	20.6
Animal and vegetal	1,168.7	23.3	15.7
Glass	905.0	18.0	8.4
Mixed containers and packaging	828.0	16.5	11.4
Others	830.9	16.6	8.4

Results by Autonomous Communities

In 2019, the Autonomous Communities that collected the most urban waste were Andalucía (4.3 million tonnes), Cataluña (3.8 million) and Comunidad de Madrid (2.7 million).

Urban waste collection by Autonomous Community. Year 2019

Units: thousands of tonnes.



Cataluña was the community where the largest quantity of *Paper and cardboard* (405.7 thousand tonnes), *Glass* (203.3 thousand) and *Mixed Packaging* (184.9 thousand) were collected.

Urban waste collection by type of waste and Autonomous Community. Year 2019

Units: thousands of tonnes.

	Mixed waste	Glass	Paper and cardboard	Mixed containers	Waste total ¹
National total	17,764.8	905.0	1,287.4	828.0	22,784.8
Andalucía	3,757.4	109.1	121.1	103.4	4,310.6
Aragón	491.2	20.5	28.5	21.9	651.5
Asturias, Principado de	386.7	17.4	42.5	14.4	507.6
Balears, Illes	669.8	43.0	49.0	38.4	883.8
Canarias	1,071.8	44.3	48.4	28.0	1,282.5
Cantabria	277.0	12.4	5.7	6.8	337.3
Castilla y León	925.7	50.9	48.3	28.8	1,088.5
Castilla - La Mancha	825.2	25.1	30.1	24.9	942.1
Cataluña	2,336.9	203.3	405.7	184.9	3,797.2
Comunitat Valenciana	2,106.9	89.3	78.8	61.9	2,497.3
Extremadura	431.4	9.5	31.6	13.9	489.4
Galicia	988.1	48.4	41.1	28.6	1,175.3
Madrid, Comunidad de	1,953.6	114.5	139.6	173.8	2,664.2
Murcia, Región de	671.8	26.8	23.7	20.7	763.1
Navarra, Comunidad Foral de	177.2	17.4	26.3	21.4	294.4
País Vasco	505.1	63.4	153.6	50.0	866.0
Rioja, La	109.3	9.2	8.4	5.9	133.8

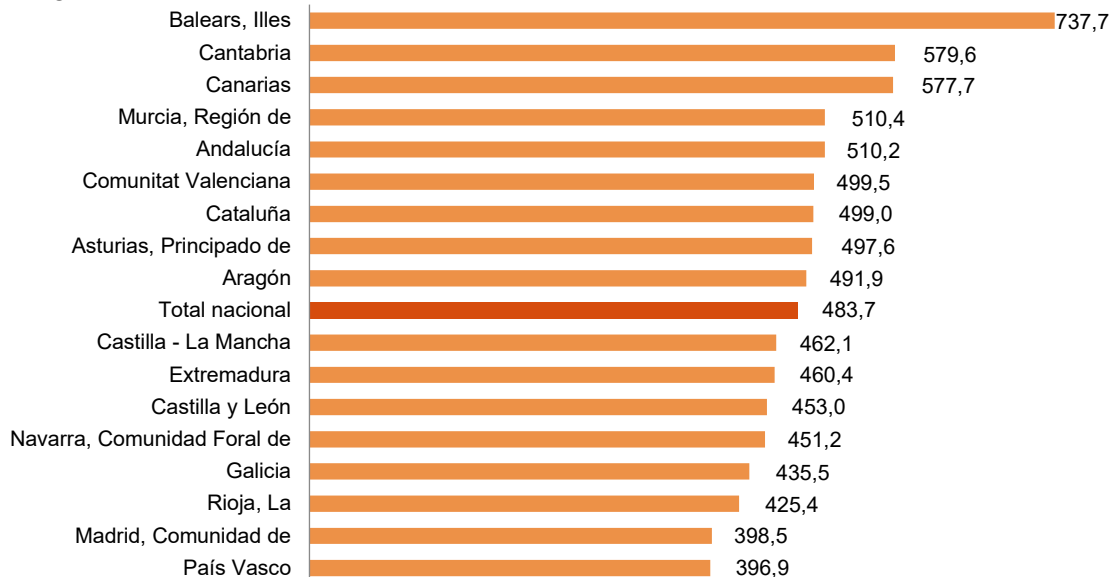
¹ The total waste incorporates the other separate collected waste.

² The total include data relating to the Autonomous Cities of Ceuta and Melilla, in order to preserve statistical confidentiality.

In 2019, Illes Balears collected the highest amount of waste per capita (737.7 kilograms), and País Vasco the least (396.9 kilograms).

Urban waste collection by Autonomous Community. Year 2019

Unit: kilograms per inhabitant



Data Review and Update

The data published today are final. All results are available on INEBase.

Methodological note

The main objective of the Statistics on the collection and treatment of waste is to quantify in physical units urban waste collected and the final treatment of both urban and non-urban waste, by treatment operation. Thus, of the total amount treated for each waste category, this ascertains what amount corresponds to each of the treatment operations considered.

The data in this press release refer to the management of urban waste.

The collection of urban waste includes domestic waste and commercial or industrial waste which falls under municipal jurisdiction, collected in urban containers, clean points, or other municipal collection systems. It also includes waste from street cleaning and biodegradable waste from cleaning parks and gardens.

The population figures used correspond to the resident population published by the INE on July 1, 2019.

Type of survey: annual structural survey.

Population scope: the population under study are the authorised managers who carry out urban waste collection and/or treatment of all types of waste regardless of the scope of CNAE.

Geographical scope: the entire national territory.

Reference period: the calendar year.

Sample size: approximately 2,000 units.

Type of sampling: stratified/geographical coverage (waste managers) and administrative data.

Collection method: completion of the questionnaire by the respondent using one of the following methods: internet (IRIA system), e-mail, fax, telephone or by postal mail.

For more information the methodology can be accessed at:

https://www.ine.es/en/daco/daco42/resiurba/notaresi_en.pdf

The standardized methodological report is at:

<https://www.ine.es/dynt3/metadatos/en/RespuestaDatos.html?oe=30079>

INE statistics are produced in accordance with the Code of Good Practice for European Statistics, which is the basis for the institution's quality policy and strategy. For more information see the section on [Quality at INE and the Code of Best Practices](#) on the INE website.

For further information see **INEbase:** www.ine.es/en/ Twitter: [@es_ine](https://twitter.com/es_ine)

All press releases at: www.ine.es/en/prensa/prensa_en.htm

Press Office: Telephone numbers: (+34) 91 583 93 63 /94 08 – gprensa@ine.es

Information Area: Telephone number: (+34) 91 583 91 00 – www.ine.es/infoine/?L=1
