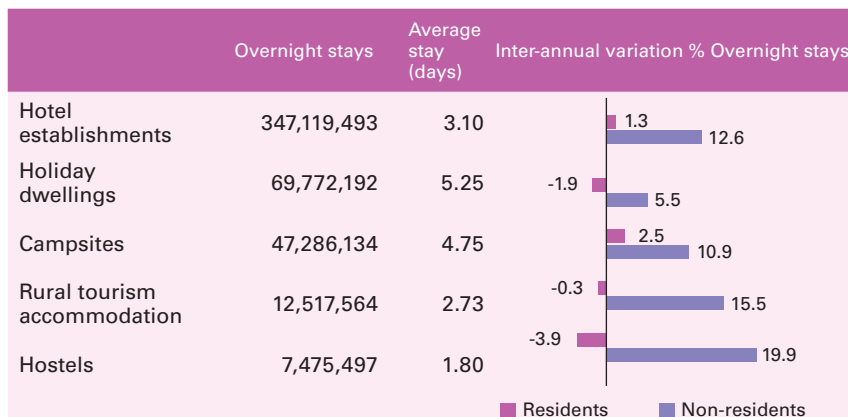


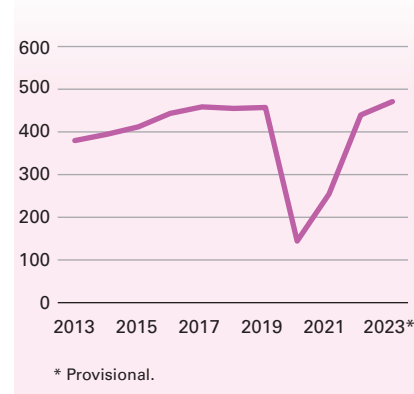
## Tourist accommodations. Main results of the demand. 2023

Provisional data



## Overnight stays at tourist accommodations

Million



## Tourist occupancy in record numbers

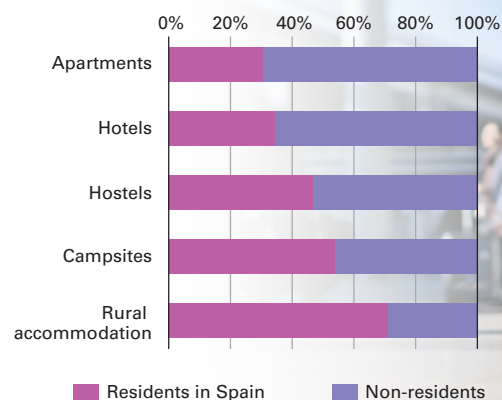
Overnight stays in collective tourist accommodation reached 484.2 million in 2023, with an increase of 7.2% compared to the previous year. This is the highest figure in the series, surpassing the figure for 2017 and 2019.

Hotels accounted for 71.7% of the total number of nights spent by travellers in this type of establishment, and non-resident travellers accounting for the majority. Among these, 43.4% are travellers from the UK and Germany.

The main destination chosen by non-residents in hotel establishments was Canarias, with 26.9% of total overnight stays, followed by the Illes Balears (23.9%) and Cataluña (18.4%).

## Overnight stays according to traveller residence and type of accommodation. 2023

(% of the total of each type)



## Overnight stays at tourist accommodations. 2022

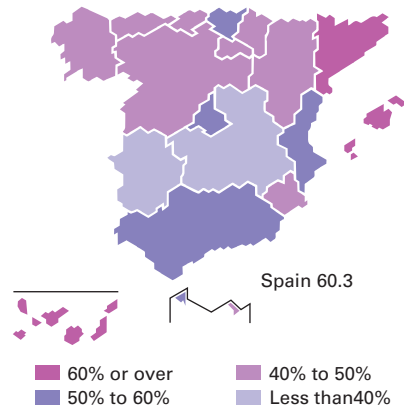
Million

	Million
<b>European Union</b>	<b>2,754.4</b>
<b>Spain</b>	<b>451.6</b>
France	449.8
Italy	412.0
Germany	400.4
Greece	132.7
Netherlands	132.6
Austria	115.1
Croatia	90.0
Poland	90.0
Portugal	76.9
Sweden	62.9
Czechia	50.6
Belgium	43.0
Denmark	38.4
Ireland	34.9
Hungary	29.4
Romania	26.6
Bulgaria	24.2
Finland	22.0
Slovenia	15.6
Cyprus	14.3
Slovakia	12.3
Malta	8.2
Lithuania	8.1
Estonia	6.0
Latvia	3.9
Luxembourg	2.8

Source: Eurostat

**Hotel occupancy rate (by bed-places). 2023**

(%)



**Main tourist sites\* in hotels. 2023**

Overnight stays (thousands)

<b>Mallorca Island</b>	<b>45,928.8</b>
Tenerife Island	25,697.0
Barcelona	23,040.4
Costa del Sol	20,274.4
Grand Canary Island	18,558.2

**Main tourist sites\* in apartments. 2023**

Overnight stays (thousands)

<b>Tenerife Island</b>	<b>8,562.4</b>
Grand Canary Island	8,523.3
Costa Blanca	7,427.5
Lanzarote Island	6,736.8
Costa del Sol	5,554.2

\* Group of municipalities where the tourist influx is specially focused.



**Tourist accommodations. Main results of the supply. 2023**

Provisional data. Annual averages

	Estimated open establishments <sup>1</sup>	Estimated average bed-places	Occupancy rate by bed-places <sup>2</sup>	Inter-annual variation % Bed-places offered
Hotel establishments	14,427	1,533,016	60.33	3.0
Holiday dwellings	131,217	504,844	37.59	3.6
Campsites	826	502,007	44.61	0.3
Rural tourism accommodation	16,803	164,167	20.69	2.7
Hostels	1,203	69,325	29.45	8.0

1. For tourist apartments, this refers to estimated apartments.
2. For campsites, this refers to the occupancy rate by pitches.

**Highest hotel occupancy in the islands**

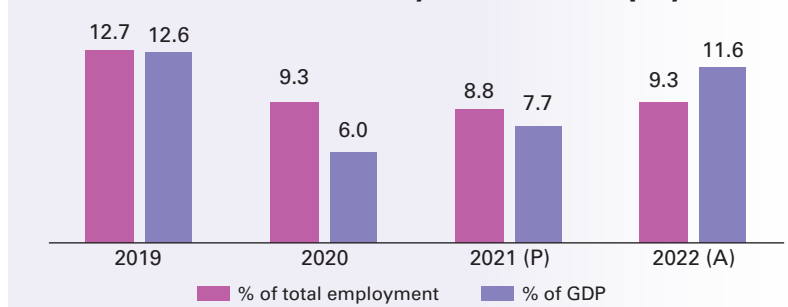
During 2023, the number of bed-places offered in hotels increases by 3.0% compared to the previous year, with an average occupancy of 60.3%. Illes Balears and the Canarias registered the highest average occupancy rates in these establishments, with 76.0% and 72.5%, respectively.

As with hotels, other tourist accommodations also increased the number of vacancies, especially hostels, with an 8.0% increase.

The island of Mallorca leads the main tourist areas in hotels and Tenerife in apartments.

*According to advanced data from the Account of Culture in Spain, tourism contributed 155,946 million euros in 2022, a 11.6% of the GDP and 3.9 points more than in 2021.*

**Contribution of tourism activity to GDP and employment (%)**



## More than 85 million tourists visited us in 2023

During 2023, 85.1 million international tourists visited Spain, a number that is 18.7% higher than in 2022, and 1.9% higher than in 2019, according to the Tourist Movement on Borders Survey. Meanwhile, the number of same-day visitors (visitors without overnight stays) increased 21.0%, reaching 40.3 million.

Total expenditure made by non-resident tourists visiting Spain in 2023 came to 108,789 million euros according to the Tourist Expenditure Survey, representing an increase of 25.0% when compared with 2022.

*In 2022, Spain is positioned as the second favourite destination for international tourism, both by number of arrivals and revenue.*

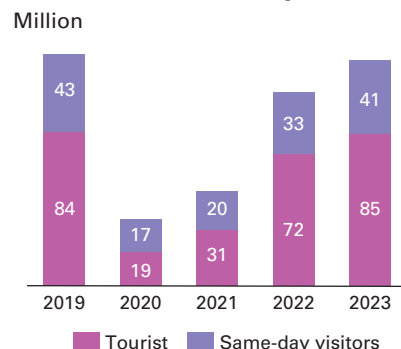
## One out of every 10 trips by residents is a trip abroad

Foreigners residing in Spain made 185.9 million trips in 2023, 8.5% more than in 2022. Overnight stays associated with these trips rose by 7.5%, exceeding the 2019 value, and spending increased by 16.8%.

89.6% of trips had Spain as main destination and 10.4% were abroad.

Andalucía is once again the main destination, with 17.1% of total trips made by residents, followed by Cataluña (12.8%), and the Comunitat Valenciana (9.9%).

## Tourists and same-day visitors



## Arrival of international tourists. 2022

	Million
France	79.4
<b>Spain</b>	<b>71.7</b>
United States	50.9
Turkey	50.5
Italy	49.9

## Income from international tourism. 2022

	Billions of US dollars.
United States of America	136.9
<b>Spain</b>	<b>72.9</b>
United Kingdom	67.6
France	59.7
United Arab Emirates	49.3

Source: UN Tourism

## Resident travel and overnight stays

