

	Population as of 1 January 2023					Demographic indicators 2022	
	Total	Women (%)	Foreigners (%)	Area ¹ (km ²)	Population density (inhab./km ²)	Birth rate (‰)	Mortality rate (‰)
Spain	48,085,361	51.0	12.7	506,015	95.0	6.88	9.67
Andalucía	8,584,147	50.7	9.5	87,594	98.0	7.37	9.24
Almería	753,364	48.8	22.5	8,773	85.9	9.13	8.14
Cádiz	1,254,866	50.7	4.8	7,440	168.7	6.88	9.03
Córdoba	775,002	51.1	3.4	13,772	56.3	7.20	11.12
Granada	934,072	50.7	8.3	12,645	73.9	7.59	9.16
Huelva	534,084	50.4	10.6	10,127	52.7	7.32	9.14
Jaén	620,637	50.5	3.2	13,493	46.0	6.83	11.75
Málaga	1,752,728	51.1	17.9	7,308	239.8	7.01	8.50
Sevilla	1,959,394	51.2	4.6	14,036	139.6	7.47	8.96
Aragón	1,341,289	50.6	13.5	47,722	28.1	6.73	11.52
Huesca	226,878	49.3	14.1	15,637	14.5	6.68	12.10
Teruel	135,046	49.3	12.4	14,809	9.1	7.10	13.95
Zaragoza	979,365	51.1	13.5	17,275	56.7	6.69	11.05
Asturias, Principado de	1,006,060	52.3	5.3	10,606	94.9	4.72	13.86
Balears, Illes	1,209,906	50.2	20.5	4,992	242.4	7.58	7.78
Canarias	2,213,016	50.6	14.2	7,446	297.2	5.56	8.51
Palmas, Las	1,145,843	50.3	13.5	4,070	281.6	5.84	8.17
Santa Cruz de Tenerife	1,067,173	51.0	15.0	3,376	316.1	5.25	8.87
Cantabria	588,387	51.5	7.1	5,330	110.4	5.49	11.53
Castilla y León	2,383,703	50.8	7.0	94,219	25.3	5.52	13.03
Ávila	159,764	49.7	8.1	8,049	19.8	5.68	13.87
Burgos	357,370	50.0	9.3	14,289	25.0	5.99	11.96
León	448,573	51.4	5.2	15,578	28.8	4.81	14.82
Palencia	157,787	50.5	5.4	8,052	19.6	5.43	14.24
Salamanca	327,089	51.5	5.7	12,348	26.5	5.34	13.47
Segovia	155,332	49.9	12.9	6,923	22.4	6.02	11.27
Soria	89,528	49.3	11.6	10,307	8.7	6.07	13.89
Valladolid	521,333	51.3	6.4	8,111	64.3	6.06	10.49
Zamora	166,927	50.4	4.6	10,561	15.8	4.25	16.84
Castilla-La Mancha	2,084,086	49.9	10.6	79,464	26.2	7.01	9.92
Albacete	387,529	49.9	7.9	14,931	26.0	6.98	10.28
Ciudad Real	491,927	50.4	7.1	19,813	24.8	6.79	11.02
Cuenca	198,436	49.6	13.2	17,139	11.6	6.60	13.04
Guadalajara	275,082	49.3	15.1	12,213	22.5	7.07	8.59
Toledo	731,112	49.7	11.9	15,369	47.6	7.25	8.62
Cataluña	7,901,963	50.8	17.2	32,112	246.1	7.19	9.03
Barcelona	5,797,356	51.2	16.4	7,734	749.6	7.16	8.91
Girona	808,672	50.0	21.2	5,908	136.9	7.41	8.75
Lleida	447,343	48.9	19.8	12,163	36.8	7.27	10.24
Tarragona	848,592	50.1	17.8	6,306	134.6	7.17	9.43
Comunitat Valenciana	5,216,195	50.8	17.0	23,265	224.2	6.90	9.65
Alicante/Alacant	1,955,268	50.6	22.3	5,818	336.1	6.87	9.33
Castellón/Castelló	604,086	50.4	16.7	6,634	91.1	6.99	9.79
Valencia/València	2,656,841	51.1	13.2	10,813	245.7	6.90	9.86
Extremadura	1,054,306	50.5	3.7	41,634	25.3	6.46	11.74
Badajoz	666,049	50.6	3.6	21,769	30.6	6.83	11.02
Cáceres	388,257	50.4	4.0	19,865	19.5	5.81	12.97
Galicia	2,699,424	51.9	5.2	29,584	91.2	5.38	12.98
Coruña, A	1,123,884	52.1	4.9	7,954	141.3	5.49	12.47
Lugo	324,267	51.5	6.1	9,858	32.9	5.35	16.67
Ourense	304,563	52.0	6.4	7,275	41.9	4.41	16.44
Pontevedra	946,710	51.7	4.7	4,497	210.5	5.56	11.21
Madrid, Comunidad de	6,871,903	52.2	15.2	8,027	856.1	7.49	7.51
Murcia, Región de	1,551,692	49.9	15.3	11,316	137.1	8.69	8.54
Navarra, Comunidad Foral de	672,155	50.5	12.0	10,392	64.7	7.12	9.45
País Vasco	2,216,302	51.4	9.0	7,234	306.4	6.18	10.95
Araba/Álava	336,308	50.8	10.4	3,038	110.7	6.78	9.47
Bizkaia	1,153,282	51.7	8.6	2,216	520.5	5.98	11.43
Gipuzkoa	726,712	51.2	9.1	1,981	366.9	6.22	10.86
Rioja, La	322,282	50.6	13.8	5,045	63.9	6.83	10.79
Ceuta	83,052	49.6	5.9	20	4,179.8	8.77	7.40
Melilla	85,493	49.5	13.2	14	6,002.5	10.49	5.68

¹The area of Spain is calculated by adding the area of Autonomous Communities and Cities. Source: National Geographic Institute.

Average number of children per woman	CPI 2023/2022	GDP per capita 2021 (euros)	Number of enterprises 2023	Employment and unemployment. 2023			
				Employed (thousands)	Activity rate (%)	Unemployment rate (%)	
1.16	3.5	25,801	3,207,580	21,005.6	59.0	12.1	Spain
1.22	3.9	19,318	520,870	3,369.0	57.3	18.2	Andalucía
1.50	3.7	21,464	42,724	309.9	61.2	15.9	Almería
1.16	4.3	18,114	62,867	453.5	55.1	22.3	Cádiz
1.24	3.6	18,838	46,390	297.9	55.7	18.2	Córdoba
1.26	3.8	18,537	59,279	366.7	58.4	20.3	Granada
1.20	4.0	20,317	25,345	207.7	56.6	18.4	Huelva
1.18	3.5	18,791	33,777	223.0	52.1	18.3	Jaén
1.13	4.2	18,044	132,168	712.5	58.2	16.7	Málaga
1.24	3.8	20,859	118,320	797.7	58.3	16.6	Sevilla
1.21	3.0	28,664	83,953	597.8	58.7	8.3	Aragón
1.25	3.0	30,295	15,646	98.4	57.2	8.3	Huesca
1.33	3.3	25,827	8,612	58.8	57.2	9.4	Teruel
1.19	2.9	28,679	59,695	440.7	59.2	8.1	Zaragoza
0.97	3.4	23,369	64,611	394.6	50.7	12.1	Asturias, Principado de
1.11	3.9	25,420	97,784	607.3	63.8	10.6	Balears, Illes
0.86	4.6	19,663	139,245	997.7	59.7	16.0	Canarias
0.90	4.3	19,506	70,871	527.4	61.2	15.0	Palmas, Las
0.81	5.0	19,833	68,374	470.3	58.2	17.1	Santa Cruz de Tenerife
1.03	3.8	23,988	37,801	254.6	55.0	8.1	Cantabria
1.10	3.4	24,924	148,223	1,008.2	54.7	9.6	Castilla y León
1.15	3.6	20,750	9,670	64.8	53.8	11.7	Ávila
1.18	3.2	28,942	23,673	158.5	57.6	7.8	Burgos
0.99	3.5	22,698	27,952	177.3	50.6	10.3	León
1.10	3.5	27,177	8,956	67.6	55.3	8.1	Palencia
1.05	3.9	22,337	20,635	136.1	54.2	10.6	Salamanca
1.15	3.5	22,519	10,416	72.3	59.9	8.1	Segovia
1.18	3.2	28,621	5,473	40.1	57.4	8.1	Soria
1.19	3.0	27,595	31,035	226.2	55.8	9.0	Valladolid
0.94	4.2	21,277	10,413	65.3	51.5	13.4	Zamora
1.22	3.6	20,879	122,860	887.4	59.1	13.1	Castilla-La Mancha
1.22	3.8	22,438	24,852	170.9	59.0	11.9	Albacete
1.19	3.3	22,039	28,597	191.8	55.5	16.3	Ciudad Real
1.19	3.3	23,383	12,837	85.1	56.3	11.4	Cuenca
1.19	3.9	20,608	13,284	130.6	64.5	9.9	Guadalajara
1.25	3.6	18,641	43,290	309.0	60.4	13.4	Toledo
1.17	3.4	29,942	591,734	3,652.1	61.6	9.1	Cataluña
1.14	3.4	30,481	445,119	2,718.4	62.2	8.9	Barcelona
1.26	3.3	27,127	62,848	364.1	61.1	9.6	Girona
1.32	3.7	28,598	31,595	201.1	59.2	7.4	Lleida
1.26	3.0	29,617	52,172	368.4	58.9	11.0	Tarragona
1.19	3.5	22,619	352,990	2,267.2	59.2	12.6	Comunitat Valenciana
1.20	3.7	19,705	136,754	839.9	58.4	13.2	Alicante/Alacant
1.24	3.8	27,452	38,897	241.4	56.3	14.1	Castellón/Castelló
1.17	3.3	23,647	177,339	1,186.0	60.3	11.9	Valencia/València
1.14	3.2	19,506	63,094	414.1	56.2	17.4	Extremadura
1.16	3.5	19,012	39,274	265.0	58.0	18.5	Badajoz
1.10	2.7	20,354	23,820	149.1	53.3	15.1	Cáceres
1.01	3.6	23,717	185,179	1,129.3	53.2	9.7	Galicia
1.02	3.6	24,457	76,652	477.3	53.6	9.1	Coruña, A
1.06	3.6	22,781	22,600	137.2	52.5	8.4	Lugo
0.91	3.7	23,357	20,839	118.0	48.8	9.7	Ourense
1.00	3.6	23,279	65,088	396.9	54.4	10.9	Pontevedra
1.14	3.0	35,380	503,018	3,291.3	63.4	10.2	Madrid, Comunidad de
1.42	3.7	21,482	91,290	665.1	59.7	12.6	Murcia, Región de
1.27	3.6	31,042	41,152	294.4	59.1	9.9	Navarra, Comunidad Foral de
1.16	3.6	32,750	134,859	973.5	56.8	7.6	País Vasco
1.25	3.0	38,829	17,629	150.3	58.3	6.8	Araba/Álava
1.12	3.6	30,848	70,780	514.6	57.4	7.9	Bizkaia
1.18	3.9	32,971	46,450	308.7	55.1	7.4	Gipuzkoa
1.24	3.5	26,977	21,178	144.7	59.3	9.2	Rioja, La
1.33	4.4	21,228	3,369	29.3	61.3	26.9	Ceuta
1.56	4.9	18,817	4,370	28.0	57.3	23.4	Melilla

Some data of interest

48.1
Million
inhabitants



12.7%
Foreign population



Morocco
14.7%



Romania
10.3%



Colombia
7.5%

+2.5
Inter-annual
variation %
GDP

+3.5 Inter-annual
variation %
CPI

12.1% Unemployment
rate




3.2
Million
companies

2.0
Million are from the
services sector



32.6
years **Average age**
of first childbirth




Life expectancy
at birth

85.7 **80.4**
years years



Lucía **Martín**
Most common
newborn names

50.14%
Born from
a **single mother**



34,821€
Average income
per household

31,568€
Average
expenditure
per household

55.9%
Make purchases
via **Internet**
(in the last 3 months)




People aged
16 to 74

Water
consumption

133
Litres/
inhabitant/day



3 out of every **4**
Think their health
is good or very good



Main death
causes



Circulatory
system
26.1%



Tumours
24.7%



Respiratory
system
9.3%

Provincial delegations

ALBACETE Padre Romano, 61 - 02005 967 19 19 30 - Fax: 967 21 66 49	CÓRDOBA Antonio Gaudi, 4 - 14005 957 49 85 02 - Fax: 957 48 56 13	LEÓN Avda. Reyes Leoneses, 14 - 24008 987 87 63 12 - Fax: 987 27 94 25	PONTEVEDRA Iglesias Vilarelle, 2 - 36001 986 86 85 00 - Fax: 986 84 44 53	
ALICANTE/ALACANT México, 20 - 03008 965 13 59 00 - Fax: 965 92 03 15	CORUÑA, A Adelaida Muro, 12 - 15002 981 21 74 26 - Fax: 981 20 61 50	LLEIDA Bonaire, 47 - 49 - 25004 973 23 82 24 - Fax: 973 23 64 89	LA RIOJA Parque San Miguel, 11-12 - Bajo - 26007 Logroño, 941 20 74 20 - Fax: 941 20 74 86	
ALMERÍA Fresador, 12 - 04009 950 28 17 39 - Fax: 950 27 68 20	CUENCA Ramón y Cajal, 37 - 16004 969 24 09 97 - Fax: 969 23 05 22	LUGO Avda. Doutor García Portela, 19, 27002 982 28 46 00 - Fax: 982 24 68 72	SALAMANCA Paseo Doctor Torres Villarroel, 72 - 37005 923 12 52 80 - Fax: 923 26 13 82	
ARABA/ÁLAVA Portal de Castilla, 9 y 11 - 01007 Vitoria 945 15 47 30 - Fax: 945 14 31 64	GIPUZKOA José María Soroa, 23 - San Sebastián 943 29 36 66 - Fax: 943 29 26 30	MADRID Trafalgar, 29 - 28010 91 583 90 15 - Fax: 91 583 90 43	SANTA CRUZ DE TENERIFE Prolongación Ramón y Cajal, 3 - 38003 922 53 17 50 - Fax: 922 29 25 51	
ASTURIAS General Elorza, 17 - Bajo - 33001 Oviedo 985 20 78 56 - Fax: 985 21 48 15			SEGOVIA Plaza de los Médicos, 3 - 40005 921 41 24 34 - Fax: 921 44 26 37	
ÁVILA Intendente Aizpuru, 4 - 05001 967 19 19 30 - Fax: 967 21 66 49			SEVILLA Avenida Palmera, 19C - 41013 954 46 72 10 - Fax: 954 46 78 58	
BADAJOS Avda. de Europa, 1-3º - 06004 924 22 96 96 - Fax: 924 24 84 45			SORIA Mosquera de Barnuevo, 10 - 42004 975 23 37 73 - Fax: 975 22 97 39	
BALEARS, ILLES Miguel Capllonch, 12 - Palma M. 971 77 49 94 - Fax: 971 46 77 48			TARRAGONA Pare Agustí Altisent, 1 (esq. C/ Jaumel, 22) - 43005 - 977 24 80 85 - Fax: 977 22 76 09	
BARCELONA Vía Laietana, 8 - 08003 932 95 97 95 - Fax: 933 10 19 23			TERUEL Agustina de Aragón, 14 - 44002 978 61 94 00 - Fax: 978 60 58 41	
BIZKAIA Plaza del Ensanche, 3 - 48009 Bilbao 944 10 61 00 - Fax: 944 21 97 04			TOLEDO San Lucas, 2 - 45001 925 25 00 70 - Fax: 925 22 31 88	
BURGOS Avda. del Arlanzón, 27 - 09004 947 25 68 90 - Fax: 947 27 65 07			MÁLAGA Puerta del Mar, 18 - 29005 952 22 24 00 - Fax: 952 60 02 16	VALENCIA/VALÈNCIA Camino Nuevo de Picanya, 27 - 46014 963 16 62 00 - Fax: 963 91 95 92
CÁCERES Avda. Ruta de la Plata, 12 - Bajo - 10001 927 22 00 68 - Fax: 927 21 44 84			MURCIA Alfonso X El Sabio, 6 - Planta 2 - 30008 96 827 20 10 - Fax: 968 23 61 69	VALLADOLID Juan II de Castilla, 2 - 47009 983 36 26 63 - Fax: 983 37 16 44
CÁDIZ Edificio Glorieta; Glorieta Zona Franca s/n - 11011-956 29 34 37 - Fax: 956 27 96 08			NAVARRA Yanguas y Miranda, 31 - 6ª Planta - 31003 Pamplona - 948 36 67 24 - Fax: 948 17 40 76	ZAMORA Plaza del Mercado, 24 - 49003 980 50 82 90 - Fax: 980 53 23 37
CANTABRIA Concepción Arenal, 10 - 39008 Santander 942 36 75 00 - Fax: 942 36 24 90			OURENSE Rúa Dalí, 13-15 - Bajo - 32002 988 21 18 69 - Fax: 988 21 09 89	ZARAGOZA Albareda, 18 - Plantas 3 y 4 - 50004 976 59 02 97 - Fax: 976 59 87 54
CASTELLÓN/CASTELLÓ Cronista Revest, 11 - 12005 964 72 27 93 - Fax: 964 22 91 17	HUESCA Coso Alto, 14 - Planta 2ª - 22002 974 21 53 45 - Fax: 974 21 18 75	CEUTA Jáudenes, 10 - 51001 856 20 02 16 - Fax: 956 51 87 77		
CIUDAD REAL Ronda de la Mata, 8 - 13004 926 27 17 60 - Fax: 926 25 56 09	JAÉN Plaza de Jaén por la Paz, 2-7º - 23008 953 29 69 46 - Fax: 953 22 72 06	MELILLA Plaza del Mar, s/n - Edificio V Centenario Torre Sur - 6ª Planta - 52004 952 69 04 00 - Fax: 952 67 22 88		

Addresses and contact numbers

National Institute of Statistics (INE). Avda. de Manoteras, 50-52 - 28050 Madrid

User support

Tel.: 91 583 91 00

Consultation: www.ine.es/inofoine

Índice. INE Book Shop

E-mail: indice@ine.es

Library

E-mail: biblioteca@ine.es

